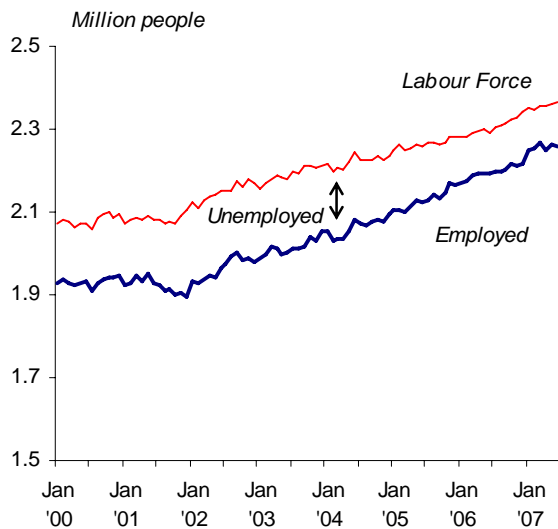


## Labour Force Statistics ♦ June 2007

*(All labour force statistics are seasonally adjusted, unless otherwise indicated)*

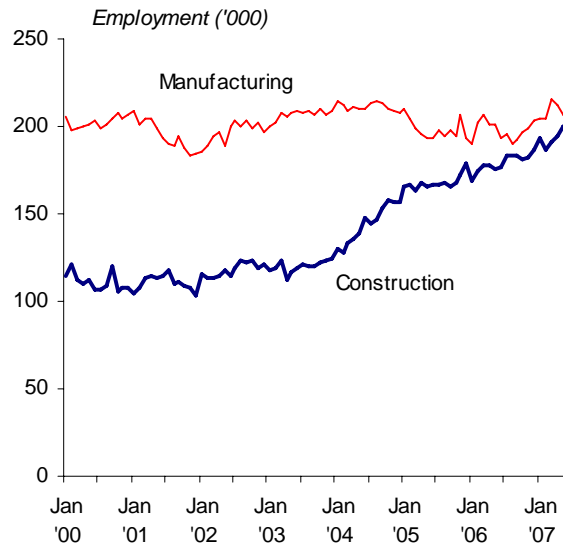
### Jobless rate inches up to 4.4%, but labour market conditions in BC remain robust



BC Stats

British Columbia's unemployment rate edged up to 4.4% in June. The modest increase in the jobless rate came as the number of jobs declined 0.1%, while the size of the labour force expanded at a similar rate (+0.1%). However, the province continued to have the second-lowest unemployment rate in the country, after Alberta (3.8%). With nearly a third of the Canadian work force located in the west, where labour market conditions have been particularly robust, the national jobless rate (6.1%) has been lower than in Ontario (6.5%), Quebec (6.9%) and all four Atlantic provinces in recent months. Saskatchewan's unemployment rate was also 4.4% in June, while Manitoba recorded a rate of 4.6%.

### More jobs in goods industries; service sector cuts back



BC Stats

The number of people working in BC's goods-producing industries jumped 0.6% in June, as employment in manufacturing (+1.7%) picked up after two months of decline. The utilities industry continued to show volatility (+13.4%) but other industries in the sector pared down their workforce.

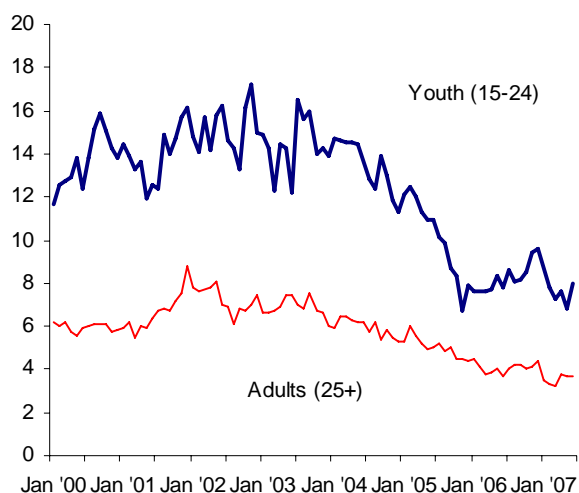
The province's booming construction industry employed four out of every ten workers in the goods sector in June, only marginally less than the number working in manufacturing. In recent months the construction industry has been closing the gap with manufacturing, which has traditionally been the dominant employer in the goods sector. The building boom in the province is partly related to preparations for the 2010 Olympics, which will be held in Van-

couver/Whistler, but also reflects the buoyancy of the provincial economy.

Service sector industries cut back their workforce by 0.4%, with most industries employing fewer workers than in May. The exceptions were retail & wholesale trade (+0.5%), accommodation & food services (+3.0%), health care (+3.2%) and public administration (+3.6%).

### Youth unemployment rate remains well below historical levels

Unemployment rate (% , seasonally adjusted)



BC Stats

The number of men with jobs was unchanged from May, but fewer women (-0.3%) were working in June. The youth unemployment rate increased to 8.0%, still low by historical standards, while the jobless rate for those aged 25 and over was unchanged at 3.7%.

### Jobless rates low in most regions of the province

Among the regions, jobless rates ranged from 2.6% (3-month moving average, unadjusted) in North-east<sup>i</sup> to 7.6% in North Coast/Nechako. This region was the only one to experience unemployment rates that were considerably higher than in the rest of the province. Jobless rates in other parts of the province ranged between 3.9% and 4.6%.

Cariboo and North Coast/Nechako are seeing an outflow of workers, as employment and the labour force continue to decline in tandem. Unemployment rates in these regions remain relatively low largely because the outflow of people has exceeded the decline in the number of jobs.

Unemployment rates in the province’s mid-size municipalities were also relatively low in June, ranging from an estimated 3.1% in Vernon to 5.5% in Nanaimo. Vancouver’s unemployment rate was 4.4% in June, while the jobless rate in Victoria was just 3.1%.

### The Nation

Canada’s unemployment rate was unchanged at 6.1% for the fifth month in a row as jobless rates declined or were flat in five provinces, while increasing in the rest of the country. Nationally, both employment and the size of the labour force increased at the same rate (+0.2%).

<sup>i</sup> BC Stats estimate, using data supplied by Statistics Canada

Selected Statistics	Jun-07	May-07	Jun-06
BC Unemployment Rate (%)	4.4	4.2	4.3
Canadian Unemployment Rate (%)	6.1	6.1	6.1
BC Employment ('000)	2,260	2,263	2,191
BC Labour Force Participation Rate (%)	66.3	66.3	65.3
June % change in employment relative to:	-	-0.1	3.2
June % change in labour force relative to:	-	0.1	3.3