

The Characteristics of the Migration Flows for B.C.'s Census Metropolitan Areas

Together, British Columbia's three Census Metropolitan Areas accounted for the majority of British Columbia's population in 2005¹. Vancouver CMA, Victoria CMA and Abbotsford CMA held 63.5 per cent of all of B.C.'s July 1st 2005 population. These CMAs also experienced some of the largest migration flows for the province. This special feature article discusses the characteristics of the migration flows of British Columbia's Census Metropolitan areas, using the most recently released revised population component estimates (July 1st 2004 to June 30th 2005) from Statistics Canada².

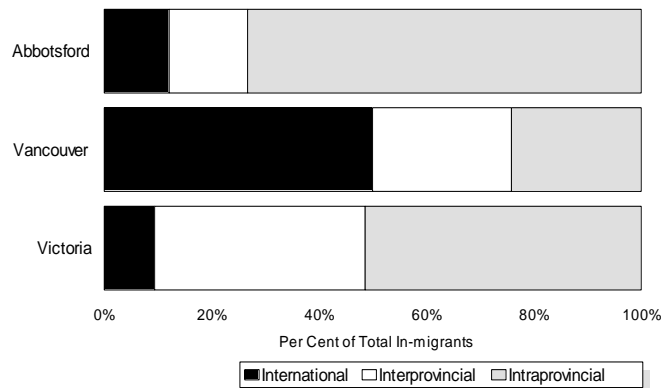
The majority of Vancouver CMA's in-migrants arrived from international sources over the 2004-2005 period...

The composition of total in-migration for each of British Columbia's CMAs differs by area of origin. Over the 2004 - 2005 period, the majority of Vancouver's in-migrants arrived from international areas³. A total of 50 per cent of in-migrants to this CMA arrived from areas external to Canada in this year. Inter-

provincial and intra-provincial migration also held sizable shares of total in-migration. Over the 2004 - 2005 period, 26 per cent of in-migrants to the Vancouver CMA arrived from other provinces, while 24 per cent of in-migrants arrived from other areas within B.C..

For both Abbotsford and Victoria CMAs international in-migration accounted for a smaller share of total in-migrants. Over the July 1st 2004 to June 31st 2005 period 12 per cent of in-migrants to Abbotsford arrived from areas outside of Canada. For Victoria CMA, 9 per cent of total in-migrants arrived from international sources.

Intra-provincial migration accounted for the largest share of total in-migrants to Victoria and Abbotsford CMAs in 2004-2005.



Data Source: Statistics Canada

Compared to Vancouver, inter-provincial in-migration held a somewhat larger share of the total in-flow for these two CMAs in aggregate. Over 39 per cent of Victoria CMA's 2004 - 2005 total in-migrants were from other provinces,

¹ Kelowna was also designated a CMA in the 2006 Census. Beginning in 2008 the population component data for this CMA will also be available.

² Preliminary July 1st 2005 to June 30th 2006 estimates are also available. However, the data used to generate these estimates differs from that of the revised estimates. Therefore these estimates are not strictly comparable to other year's data.

³ International in-migrants include immigrants and net non-permanent residents.

while 14 per cent of Abbotsford CMA’s in-migrants came from these areas.

Intra-provincial migrants have held the largest share of total in-migrants for Abbotsford CMA and Victoria CMA...

Intra-provincial in-migration accounted for the largest share of total 2004-2005 in-migrants to each of these urban areas. Over the 2004-2005 period, 73 per cent of Abbotsford’s in-migrants arrived from other areas within B.C.. Over the same period, over 51 per cent of Victoria’s in-migrants also came from intra-provincial sources.

The majority of 2004 - 2005 out-migrants from each of the CMAs were also destined for other areas within B.C. ...

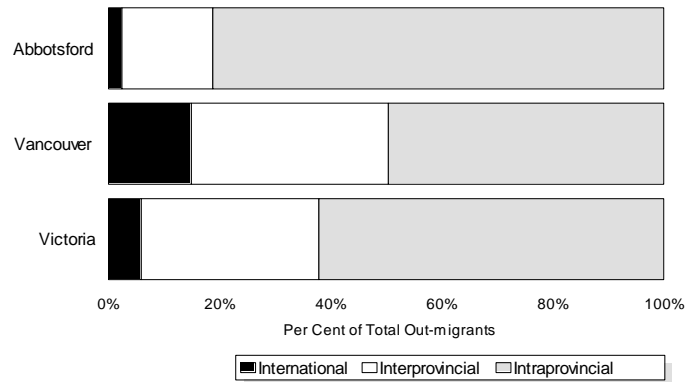
Intra-provincial migration accounted for the largest per cent of total (2004 - 2005) outflows for all CMAs. A total of 81 per cent of out-migrants from Abbotsford, 50 per cent of out-migrants from Vancouver and 62 per cent of out-migrants from Victoria CMA located to other areas within B.C. over this period.

Inter-provincial migration held the second highest shares of total out-migration for all CMAs. Over 16 per cent of Abbotsford’s out-migrants that left between July 1st 2004 and June 31st 2005, located to other provinces. A total of 35 per cent of Vancouver CMA’s and 32 per cent of Victoria CMA’s out-migrants also moved out of the province in the same period.

Finally, estimated international out-migration accounted for a significant

share of total out-migrants for Vancouver CMA only⁴. A total of 15 per cent of estimated total out-migrants from this CMA were destined for areas outside B.C. over the 2004 - 2005 period.

Intra-provincial migration accounted for the largest share of total out-migration from all CMAs in 2004-2005.

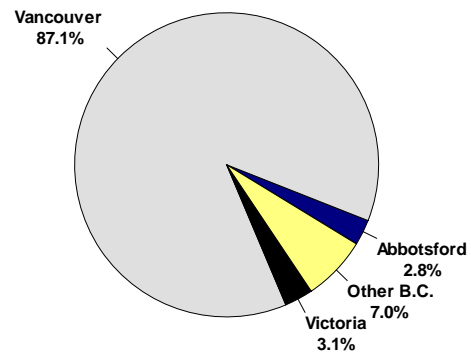


Data Source: Statistics Canada

As a single source or destination for all B.C. migrants, Vancouver CMA figured prominently.

Vancouver CMA received the highest share of all international in-migrants to B.C. over the 2004-2005 period...

Vancouver CMA was the most popular destination for B.C. international in-migrants in 2004-2005



Data Source: Statistics Canada

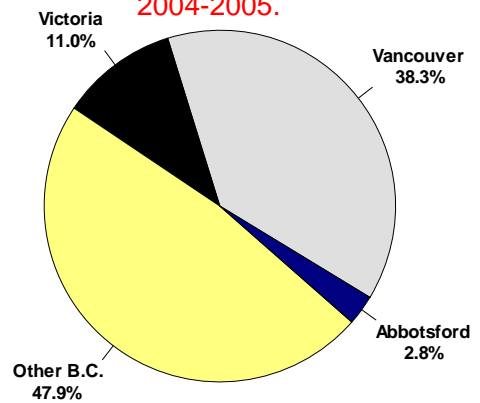
⁴ International out-migrants include estimates of emigrants, returning emigrants and net temporary abroad.

Vancouver CMA received a majority of 87.1 per cent of all international in-migrants to B.C. over the 2004 to 2005 period. Abbotsford CMA received 2.8 per cent of total B.C. international in-migrants and Victoria CMA 3.1 per cent of the total over the same period. All other areas within B.C. combined received 7 per cent of the estimated 46,111 international immigrants and net non-permanent residents that arrived to B.C. within this period.

Vancouver CMA was the single most popular destination and source area for inter-provincial migrants...

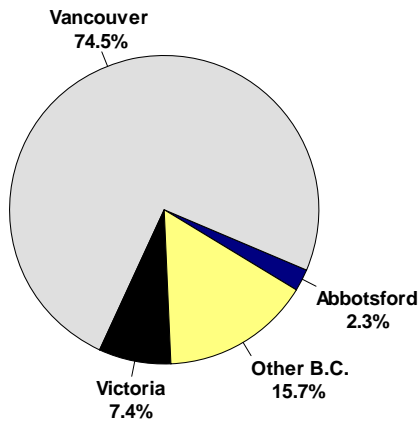
received 38.3 per cent of all inter-provincial in-migrants that arrived over this period. Victoria CMA was also a popular destination and received 11 per cent of B.C.'s total inter-provincial in-migrants. A total of 2.8 per cent of the total inter-provincial inflow settled within the Abbotsford CMA over this period.

Vancouver CMA was the leading single destination for interprovincial in-migrants in 2004-2005.



Data Source: Statistics Canada

The majority of international outmigrants were from the Vancouver CMA in 2004-2005.



Data Source: Statistics Canada

Vancouver CMA was the most favoured single destination for inter-provincial in-migrants in 2004-2005. This CMA

Vancouver CMA was also the leading single source of inter-provincial out migrants between July 1st 2004 and June 31st 2005. Of the estimated 46,066 B.C. total inter-provincial out migrants for this period, 38.7 per cent left from Vancouver CMA. Victoria CMA accounted for 11 per cent of total inter-provincial out-migration, while Abbotsford accounted for 2.8 per cent of the total.