

Provincial Business Plan 2005



**ONTARIO
PROVINCIAL
POLICE**

Safe Communities ... A Secure Ontario

OUR VISION

“Safe Communities ...
A Secure Ontario”

OUR MISSION

“Policing Excellence through
our People, our Work,
and our Relationships.”

OUR PROMISE

As an organization, the OPP commits to working continually to earn the confidence of the citizens of and visitors to Ontario - a confidence that will not be taken for granted. The OPP fulfills this commitment by providing the best and most professional service possible, and by striving to build a culture of trust, and open and honest dialogue, with the communities it serves and among the people it employs. The organization commits to creating and sustaining a positive working environment in which all employees have equal opportunity to fulfill their potential within the profession.

Each OPP employee and volunteer appreciates the vital role he/she plays in protecting the fundamental rights of all people in Ontario. As such, each commits to always put the interests of the public and the OPP's Vision and Mission before any personal and private interest, and to demonstrate pride in his/her profession and the OPP through personal conduct that reflects a belief in OPP values and ethics.

The Provincial Business Plan 2005 includes the O.P.P. 2004 Annual Report. Copies of this publication are available in both English and French language versions, and on the Internet at www.OPP.ca



Ontario Provincial Police

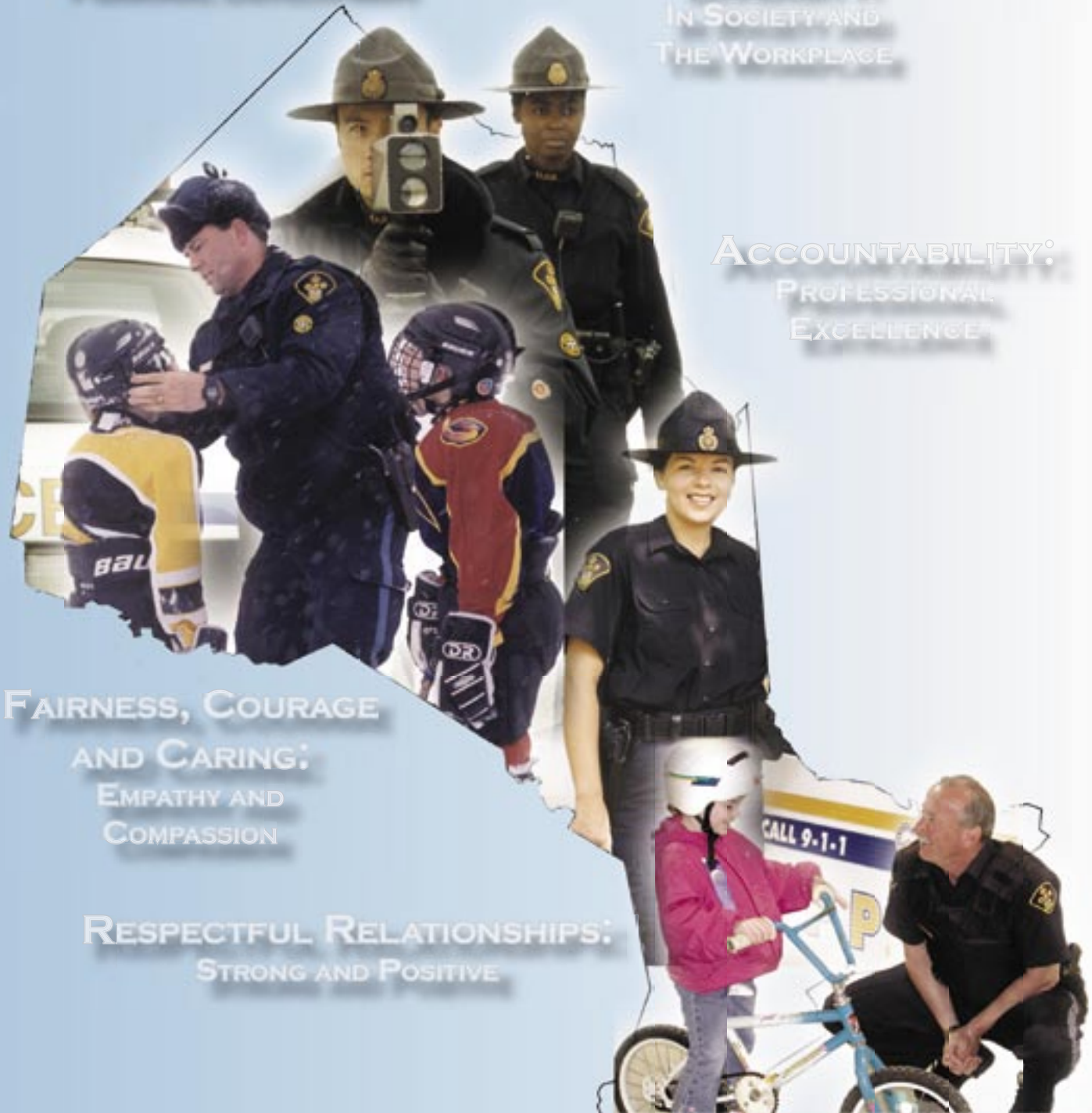
CONTINUOUS LEARNING:
PROFESSIONAL AND
PERSONAL DEVELOPMENT

DIVERSITY:
IN SOCIETY AND
THE WORKPLACE

ACCOUNTABILITY:
PROFESSIONAL
EXCELLENCE

FAIRNESS, COURAGE
AND CARING:
EMPATHY AND
COMPASSION

RESPECTFUL RELATIONSHIPS:
STRONG AND POSITIVE



COMMISSIONER'S DIRECTIONAL STATEMENT



The annual directional statement is my opportunity to outline the factors and priorities that will shape our focus in the coming year and reinforce our commitment to safe communities and a secure Ontario. In previous directional statements, the need for balance and transparency in how we deliver our core policing and law enforcement responsibilities was stressed. Highlighted too was the importance of ensuring that our policing practices and approaches relate effectively and appropriately within the widening spectrum of public safety needs and community expectations. The requirement for greater fiscal accountability and increased awareness and responsiveness to issues of diversity and marginalization was also underscored.

These imperatives still reflect the reality of our working environment and will for the foreseeable future. Consequently, in order to support policing on the frontline and in every aspect of our business within this environment, I have determined that five key factors will guide the development and delivery of our programs and services through the year: responsible fiscal management; strengthened relationship building with Aboriginal communities; service that meets the needs of diverse communities; enhanced support for marginalized persons; and continued professionalism.

The efforts we make now operationally and strategically are important. We must bring skill and integrity to the complexities of today's demands. We should be forward thinking and practical in how we address our circumstances and realistic and conscious of how we apply our resources. Our objective must be to turn pressures and demands to advantage, using them as building blocks to sustained effectiveness, broader credibility and stronger accountability within the context of our core policing responsibilities.

Responsible Fiscal Management

We will comply with established fiscal policies and procedures. We will work to balance high-level service delivery to meet core policing responsibilities, unpredictable policing demands and advances in technology. We will:

- Emphasize financial prudence and fiscal accountability applied against measurable results.
- Undertake workforce reallocation to ensure that the right people are in the right place at the right time.
- Achieve improved operational efficiencies.

Relationship Building with Aboriginal Communities

We will invest in continued and strengthened relationships with Aboriginal leaders and communities. This continuing process will be enhanced through:

- Personal relationships with Aboriginal leaders and communities.
- Broad, internal Aboriginal awareness through training and documentation.
- Support for First Nations police services.

Meeting the Needs of Diverse Communities

We will ensure that OPP programs and services meet the needs of diverse communities by committing to efforts that contribute to effective interaction and understanding. We will:

- Build relationships with community leaders in non-enforcement settings.
- Ensure a diverse workforce.
- Integrate cultural competence into human resources policies and practices.

Supporting Marginalized Persons

We will strengthen and improve links with marginalized persons by working to:

- Develop frontline awareness and engagement.
- Align with the networks that support marginalized persons.
- Build upon internal resources, expertise and tools to support marginalized persons.

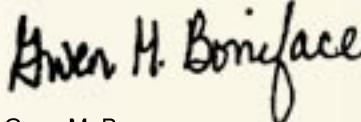
Professionalism

Recognizing the value of our professional image, we will continue to:

- Monitor, recognize and reinforce our ethical standards.
- Live *The OPP Promise* daily across all levels within the organization.
- Document and communicate best practices for continuous improvement and innovation.

In the coming months our organization will face intense scrutiny. The ability to stay focused on our responsibilities as Ontario's provincial police force will be an important priority. We have met challenges before with integrity and determination and, while the months ahead promise to be demanding, I am confident in our capacity to do so again.

I am honoured to lead this organization and very proud of the women and men of the OPP who exemplify and support, on a daily basis, effective police work and frontline service delivery to meet the needs of our communities. Such dedicated effort in the face of new policing challenges and constantly emerging operational pressures is our strength. Going forward together, we have the opportunity to focus this strength through individual and collective resolve to work with our communities, providing the kind of police service for the people of this province that consistently meets the test of public trust and confidence.


GWEN M. BONIFACE



ABOUT THE OPP

COMMISSIONER'S COMMITTEE



GWEN BONIFACE
Commissioner

GWEN STRACHAN
Provincial Commander
Corporate Services



Business and Financial Services Bureau
Human Resources Bureau
Information Technologies Bureau
Professional Standards Bureau
Chief Firearms Office

JAY HOPE
Provincial Commander
Strategic Services



Corporate Communications Bureau
First Nations and Contract Policing Bureau
Operational Research and Development Bureau
Provincial Police Academy

MAURICE PILON
Provincial Commander
Investigations/Organized Crime



Intelligence Bureau
Investigation Bureau
Investigation Support Bureau

JOHN CARSON
Provincial Commander
Field and Traffic Services



Field and Traffic Support Bureau
North East Region
North West Region
Western Region
Central Region
Eastern Region
Greater Toronto Region

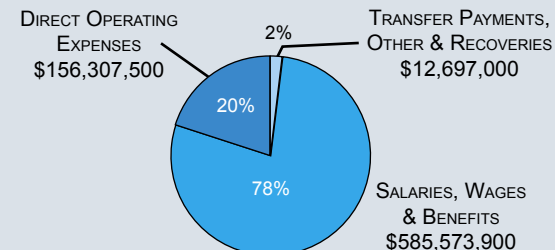
In supporting a vision of "Safe Communities...A Secure Ontario", the OPP polices over 400 communities throughout the province, more than 100 of which have established formal policing contracts for service delivery. Staffed with approximately 5,500 uniform, 1,800 civilian and 800 auxiliary members the OPP spans a patrol area of 1,081,667 km of land and 113,731 sq. km of water. The OPP is proud to provide a dynamic scope of quality services ranging from frontline municipal and First Nations policing, to specialized criminal investigative and intelligence services, emergency response, and traffic patrol on Ontario roadways, waterways, and trail systems. In addition to maintaining two specialized provincial registries including ViCLAS (Violent Crimes Linkages Analysis System) and the Ontario Sex Offender Registry, the OPP is engaged in a number of multi-jurisdictional policing initiatives aimed at coordinating law enforcement efforts to reduce criminal activities. Representing one of the largest deployed police services in North America, the OPP maintains 79 detachments and 87 satellite offices in six regions throughout the province.



The OPP has the following provincial responsibilities:

- ⇒ Providing police services, either on a contract or non-contract basis, to municipalities in Ontario that do not have municipal police forces.
- ⇒ Providing police services on all Ontario waterways and trails, except those designated by the Solicitor General.
- ⇒ Providing police services and traffic patrol on all Ontario roadways, except those designated by the Solicitor General.
- ⇒ Maintaining investigative services to assist municipal police forces on the Solicitor General's direction or at the Crown Attorney's request.

2004/05 BUDGET ALLOCATIONS



Source: Ministry of Community Safety and Correctional Services, Budget Allocation Tracking Sheets

REGIONAL PROFILES/OPP ENVIRONMENTAL SCAN

NORTH WEST REGION

AREA SERVICED	
Area (Sq. km.)	418,282
Kms. of highways patrolled	4,417
CONTRACTS & SERVICE AGREEMENTS	
Municipal Contracts	9
911 Specialized Service Agreements	2
OPP-Administered First Nations Locations	7
FLEET DATA	
Regular OPP Vehicles	177
Marine Equipment	18
Seasonal Vehicles	41
REGIONAL STAFF	
Uniform	396
Civilian	123

NORTH EAST REGION

AREA SERVICED	
Area (Sq. km.)	501,999
Kms. of highways patrolled	6,186
CONTRACTS & SERVICE AGREEMENTS	
Municipal Contracts	16
911 Specialized Service Agreements	50
OPP-Administered First Nations Locations	4
FLEET DATA	
Regular OPP Vehicles	303
Marine Equipment	44
Seasonal Vehicles	76
REGIONAL STAFF	
Uniform	673
Civilian	211

EASTERN REGION

AREA SERVICED	
Area (Sq. km.)	47,535
Kms. of highways patrolled	2,687
CONTRACTS & SERVICE AGREEMENTS	
Municipal Contracts	26
911 Specialized Service Agreements	4
OPP-Administered First Nations Locations	1
FLEET DATA	
Regular OPP Vehicles	377
Marine Equipment	21
Seasonal Vehicles	60
REGIONAL STAFF	
Uniform	990
Civilian	288

CENTRAL REGION

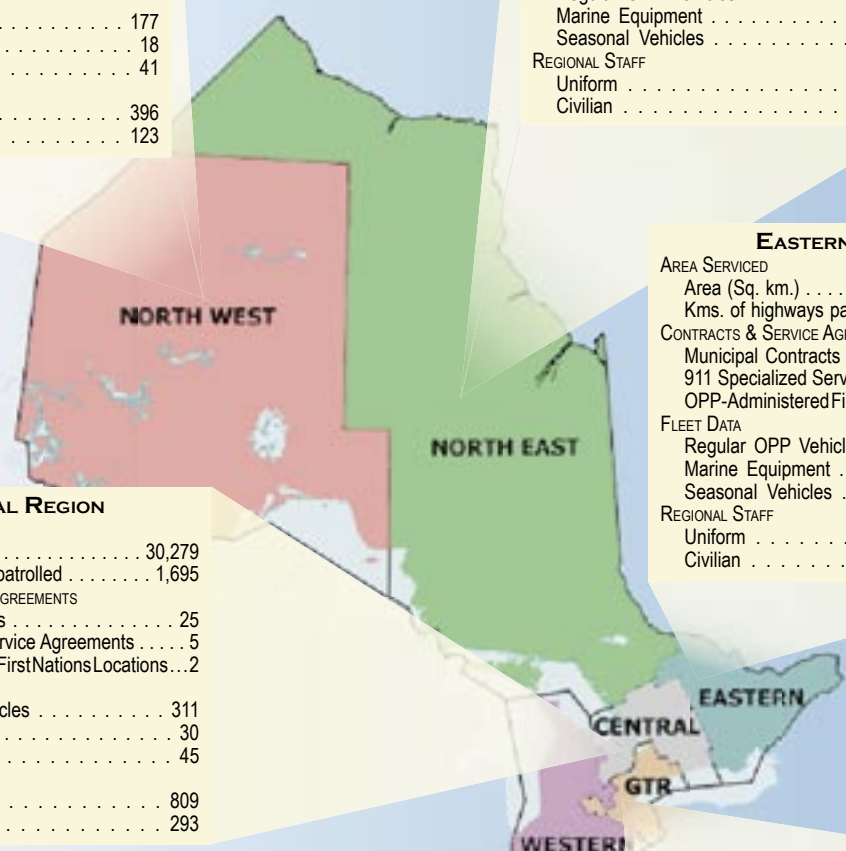
AREA SERVICED	
Area (Sq. km.)	30,279
Kms. of highways patrolled	1,695
CONTRACTS & SERVICE AGREEMENTS	
Municipal Contracts	25
911 Specialized Service Agreements	5
OPP-Administered First Nations Locations	2
FLEET DATA	
Regular OPP Vehicles	311
Marine Equipment	30
Seasonal Vehicles	45
REGIONAL STAFF	
Uniform	809
Civilian	293

WESTERN REGION

AREA SERVICED	
Area (Sq. km.)	66,954
Kms. of highways patrolled	2,412
CONTRACTS & SERVICE AGREEMENTS	
Municipal Contracts	25
911 Specialized Service Agreements	10
OPP-Administered First Nations Locations	6
FLEET DATA	
Regular OPP Vehicles	513
Marine Equipment	18
Seasonal Vehicles	34
REGIONAL STAFF	
Uniform	1,247
Civilian	272

GREATER TORONTO REGION

AREA SERVICED	
Area (Sq. km.)	16,618
Kms. of highways patrolled	2,709
CONTRACTS & SERVICE AGREEMENTS	
Municipal & Traffic Contracts	2
OPP-Administered First Nations Locations	1
FLEET DATA	
Regular OPP Vehicles	203
Marine Equipment	1
Seasonal Vehicles	28
REGIONAL STAFF	
Uniform	502
Civilian	88



OPP ENVIRONMENTAL SCAN AT A GLANCE

Safe Communities: Despite general improvements in crime rates, the portion of Canadians who feel their neighbourhoods are very safe from crime has edged down steadily over the past three years. Ongoing strategies to reduce violent and property crime occurrences will continue to be a priority within the OPP's jurisdiction.

Road Safety: Traffic volumes continue to increase province-wide. The OPP is firmly committed to the Road Safety Vision 2010 Project (a national effort to make Canada's roads the safest in the world), which has targeted a 30% decrease in the average number of road users killed and seriously injured during the 2008-2010 period compared to the 1996-2001 period.

Illegal Drugs: Clandestine drug laboratories and grow houses continue to flourish in the province. Not only do these operations represent a serious risk to public and officer safety, they are largely controlled by organized crime and generate billions of dollars annually to fund other illegal activities. In collaboration with other police agencies and stakeholders, the OPP will maintain its focus on reducing and eliminating these operations.

Demographics: In the coming years, the OPP will prepare to respond appropriately and effectively to its changing communities.

- By the year 2121, it is estimated that 19% of Canada's population will be greater than 65 years of age.
- Birth rates in Canada are falling below replacement levels – except in Aboriginal communities where they are the highest in the country.
- The population of visible minorities continues to increase – by the end of 2016, visible minorities will constitute 20% of the population of Canada.

Fiscal Climate: With ongoing efforts to reduce the provincial debt while continuing to fund priority investments, the OPP must ensure that it continues to provide effective service delivery within its funding envelope.

Emerging Technologies: The OPP will continue to capitalize on new technological advances to optimize service delivery.

- Mobile workstations have been installed in 320 patrol vehicles located in detachments patrolling the 400 series highways.
- The OPP continues to rollout the new Fleetnet radio network system, enhancing communications across the province.
- Digital mug shot technology is expected to be introduced at OPP operational locations, allowing electronic images to be shared across the broader policing community.

Source:
Map
Information Technologies Bureau
Regional Statistics
Human Resources Bureau
First Nations &
Contract Policing Bureau
Business & Financial Service Bureau

OPP MISSION CRITICAL ISSUES



MISSION CRITICAL ISSUES

Building on consultations with key stakeholders, both internally and externally, the Ontario Provincial Police has identified five Mission Critical Issues expressed in the Commissioner's Directional Statement that will continue to significantly influence how our services are delivered. These issues represent key priorities for the organization and will focus activities and drive resources in the coming years.

1. Fiscal Challenges
2. Aboriginal Communities
3. Diverse Communities
4. Marginalized Persons
5. Professionalism

It is important that these priorities are supported at all levels of the organization. All Bureau, Region and Detachment business plans include commitments that are aligned with each of these Mission Critical Issues.

FISCAL CHALLENGES

Ensure strong fiscal management and 100% compliance with fiscal policies and procedures consistent with the balanced budget legislation.

With the heightened focus on fiscal accountability and transparency across the Ontario Public Service, the OPP is dedicated to demonstrating and ensuring that the proper financial policies and procedures are followed at all levels and in all program areas. As an organization, we are also committed to continue identifying operational efficiencies to make the most effective use of our resources.

Towards these commitments, over the past year the OPP enhanced its internal financial controls, strengthened regular program area budget reviews and implemented the new Integrated Financial Information System that will improve transparency and accountability for all financial transactions. An organizational Efficiency Review was also conducted to identify cost savings and operational efficiencies.



Our work to ensure sound fiscal management at all levels of the organization will continue in the coming years. We will maintain our focus on improving operational efficiencies and enhancing financial accountability by communicating clear responsibilities and delivering targeted fiscal management training. We will optimize use of our resources through our workforce reallocation exercise aimed at ensuring that the right people are in the right place at the right time.

ABORIGINAL COMMUNITIES

To build and maintain strong relationships with Aboriginal leaders and communities.

Establishing and sustaining partnerships through open communication is vital to the way the OPP delivers its services. We are committed to ensuring ongoing dialogue and enhancing cultural awareness at all levels of the OPP. Through these efforts, we will continue to evolve our programs to support the needs of Aboriginal communities.



During 2004, our focus on strengthening relations with Aboriginal communities resulted in the initiation of regional Aboriginal committees in selected regions and conferences designed to promote communications with Aboriginal leaders. In addition, our efforts to recruit members from Aboriginal communities were supported through the OPPBound 2004 initiatives which provided the opportunity for 92 Aboriginal men and women to consider a career with the OPP and become more familiar with our operations.

In the years ahead, we aim to increase our organizational awareness related to Aboriginal communities. We will continue our focus on strengthening relationships with Aboriginal leaders by maintaining open lines of communication. We will do so by engaging in specialized programs such as the "P.E.A.C.E." Program – a Police Ethnic and Cultural Exchange that encourages members of cultural/ethnic communities to consider summer student employment opportunities with the OPP. The OPP will also continue to support the ongoing evolution towards First Nations police services.

DIVERSE COMMUNITIES

Ensure OPP programs and services are tailored to meet the needs of diverse communities.

By committing to 'The Promise', every employee makes a personal pledge to conduct themselves and communicate in a manner which respects the individual dignity and strengths of all people by appropriately recognizing others' basic human rights. We recognize the fundamental importance for each member of the OPP to be able to seek out and to understand different perspectives, cultures, lifestyles, creeds and to apply that understanding to effect quality policing.

In an effort to enhance awareness regarding diversity, focus groups were conducted last year at all levels of the organization. These focus groups were aimed at identifying cultural competencies by sharing individual, personal stories related to diversity. Towards this goal, the OPP also undertook efforts to enhance human rights and diversity training.



Over the next year, we will continue to build on the diversity focus groups conducted in 2004 and integrate cultural competencies into human resources policies and practices. We will work to build relationships with community leaders in non-enforcement settings and to enhance specialized initiatives such as Diversity Advisory Councils, which provide advice to regional employees on how to maintain a positive work environment.

In July of this year, the third OPPBound program is scheduled to be held in Orillia. OPPBound 2005 is a recruitment venture aimed to increase awareness of employment opportunities in the OPP for women and men from diverse communities. The one-week camp will serve as a vehicle to provide a diverse group of women and men with an opportunity to explore a career with the Ontario Provincial Police. Participants will learn about the history and traditions of the OPP and the program will include a number of mentoring sessions with key OPP officers who will share their experiences. Participants will also have the opportunity to experience a week in the life of an OPP recruit at the Academy, taking part in firearms exercises, fitness drills, police vehicle operations and other practical exercises.

MARGINALIZED PERSONS

Strengthen and improve lifelines with marginalized persons by identifying and creating partnership opportunities with groups that support marginalized persons.

Within the population of the province of Ontario, there are people who are impacted by patterns of direct and/or systemic disadvantage in society resulting in diminished access to power in mainstream, social, economic, political relationships and, potentially, limited access to policing services as well. As an organization, we are committed to providing direct services to these individuals and to proactively work closely with groups that support marginalized persons.

In 2004, the OPP reached out to marginalized persons by hosting Family Abuse Workshops and by engaging in targeted Youth Programs designed to focus on leadership, 'giving back to the community' and improving police/youth relationships.

In the years ahead, the OPP will continue to build relationships with groups that support marginalized persons within the community. We are committed to raising awareness related to marginalized persons and to building our internal capacity, tools and expertise to ensure that our services reach all people in Ontario who need them.

PROFESSIONALISM

To foster professional excellence by modeling and recognizing the ethical standards outlined in 'The Promise'.

The OPP has a proud history of delivering highly effective and professional policing services to the people of Ontario. We value the trust we have gained from our citizens and we will continue to earn public confidence by identifying, rewarding and promoting behaviour and activities that exemplify professionalism. We are committed to sustaining our focus on professionalism by continuing to foster a positive working environment defined by trust and open communication.

Over the past year, our efforts to enhance professionalism throughout the organization included integrating the values of the OPP in Block Training, and in performance and learning plans, ensuring that all of these plans are aligned with the Mission and Vision of the OPP.



Looking forward we are committed to monitoring, recognizing and reinforcing our ethical standards. We will continue to live 'The Promise' daily across all levels of the organization by identifying, documenting and profiling professionalism "best practices". We are committed to attracting, developing and retaining a professional workforce by offering leadership development opportunities and engaging in initiatives such as job shadowing and detachment commander mentoring programs.

2005-07 BUSINESS PLANNING GOALS & COMMITMENTS

To support our focus on issues related to Fiscal Challenges, Aboriginal Communities, Diverse Communities, Marginalized Persons, and Professionalism, the OPP business planning process is built on four strategic objectives to create a balanced approach. As an organization, we work to ensure that all business plans include commitments that address each of these areas:

OUR WORK

Provide for safe communities and a secure Ontario through high performance policing.

OUR PEOPLE

Attract, develop, support and retain a professional workforce that reflects OPP values and ethics.

OUR RELATIONSHIPS

Engage in and strengthen our relationships and trust with the people we serve, our justice sector partners and our stakeholders.

OUR INFRASTRUCTURE

Support service delivery through technology, equipment, facilities, business processes and communications.

Through Our Work, Our People, Our Relationships and Our Infrastructure OPP business planning commitments support our Mission Critical Issues, and demonstrate the organization's core values.



OUR WORK

- Contribute to “Safe Communities – A Secure Ontario” by implementing strategies which will reduce violent and property crime occurrences in areas of OPP jurisdiction.
- Reduce death and injuries on OPP patrolled highways, recreational waterways and trails.
- Enhance operational readiness, response and prevention of terrorism activities.
- Ensure quality OPP emergency preparedness.
- Reduce the amount of illegal drugs in Ontario.
- Develop a provincial strategy to combat the proliferation of child pornography in Ontario in collaboration with other policing agencies.
- Establish and act on OPP intelligence priorities.



PERFORMANCE MEASURES:

- ⇒ To maintain clearance rates for violent crimes at or above 88.9%, the three-year average for the OPP.
- ⇒ To maintain traffic fatalities in OPP jurisdiction below the three-year provincial average of 1.2% per 10,000 vehicles registered.

OUR PEOPLE

- Encourage employees to strengthen their commitment to OPP values and ethics and support continued and effective entrenchment of ‘The Promise’.
- Support workforce reallocation ensuring that the right people are in the right place at the right time.



- Ensure a diverse workforce at all levels of the OPP and be seen as a welcoming environment, both internally and externally.
- Enhance awareness of Aboriginal and diversity issues, and provide training related to marginalized persons to OPP employees.
- Review human resource systems, standards and structures for systemic barriers.
- Recognize OPP employees for their contribution to quality service.

PERFORMANCE MEASURES:

- ⇒ To maintain the percentage of public complaints to total calls for service below the three-year average of 0.08%.
- ⇒ To increase the number of awards and commendations received by OPP employees over the three-year average of 1,240.

2005-07 BUSINESS PLANNING GOALS & COMMITMENTS

OUR RELATIONSHIPS

- Enhance relationships with municipal stakeholders, civilian governance and other police agencies with respect to the delivery of OPP resources.
- Build relationships in support of diverse communities.
- Align with networks that support marginalized persons.
- Strengthen relationships with Aboriginal leaders.
- Support strategy for First Nations police services as they transition away from the Ontario First Nations Policing Agreement.
- Enhance the fiscal credibility of the OPP with its stakeholders.



PERFORMANCE MEASURES:

- ⇒ To maintain the total Auxiliary volunteer hours at or above the three-year average of 214,358 hours.
- ⇒ To maintain or exceed the number of training days delivered to First Nations community members, police officers and other stakeholders working with Ontario First Nations Policing Agreement communities (Baseline of 68 days, established in 2004, equates to 2,360 person days).

OUR INFRASTRUCTURE



- Enhance fiscal accountability in the OPP.
- Improve operational efficiency of OPP fleet.
- Improve management of OPP information technology resources.
- Continue implementation and enhancement of the new Fleetnet Radio System across the province.
- Ensure that quality processes are entrenched in OPP business practices and service delivery responses.

PERFORMANCE MEASURES:

- ⇒ To maintain the percentage of administrative support costs at or below 1.94% of program delivery costs ensuring that OPP resources are focused on frontline operational service delivery.
- ⇒ To maintain the operating cost per kilometer for OPP patrol vehicles at or below \$0.353 per kilometer .

OPP BUSINESS PLANNING

The OPP business planning process is a fundamental process by which our organization operates and underlies every activity in the delivery of our services. Business planning promotes:

- ⇒ Effective service delivery by ensuring that all levels of the organization are aligned with strategic priorities;
- ⇒ Efficiency of operations by linking activities and sharing resources; and,
- ⇒ Greater accountability both within the organization as well as to our external stakeholders.

The process spans a three year planning horizon whereby commitments are evaluated and revised on an annual basis.

OPP PLANNING CYCLE



DRUG ENFORCEMENT/TRAFFIC

DRUG ENFORCEMENT

The flourishing drug subculture in Ontario poses a growing threat to public safety. Drugs such as cocaine and crack have increased in usage, purity and availability and are strengthening their foothold in communities throughout the province. OPP Drug Enforcement members recently experienced an increase of more than 150% in the seizure of cocaine in a twelve-month period. Seizures of significant amounts of crack and powdered cocaine were made during 2004 in small communities, schoolyards and from individuals who were previously viewed as low-level traffickers by police. In many areas the price of cocaine has dropped while the quality has increased. Compounding the dangers inherent in the distribution and usage of illicit drugs is the criminal activity associated with drug operations. In the past three years, for example, over 1,900 firearms/weapons have been seized at illicit drug searches.



Cocaine and Ecstasy seized by Drug Enforcement investigators.

The safety of Ontario communities also continues to be challenged by the growth in clandestine, marijuana and methamphetamine laboratories. These labs are often rigged with electrical and other types of traps, contain weakened structures, and produce chemically laden air risking the danger of fire. Methamphetamine labs have increased significantly throughout the province. Three years ago in Ontario not one methamphetamine lab was identified or closed down by police. In 2004, OPP Drug Enforcement members uncovered and closed down 24 highly dangerous clandestine methamphetamine labs.



Typical scene at a residential methamphetamine lab dismantled by Drug Enforcement investigators.

Hydro and police authorities also estimate there may be as many as 15,000 to 20,000 marijuana labs in Ontario, creating significant safety issues for investigating officers as well as for the general public. During the past three years, OPP Drug Enforcement members have dismantled over 1,800 of these labs.



One of the 23 Vats that were used for growing marijuana at the former Molson's Brewery in Barrie.

In response, the OPP is training an increasing number of members as clandestine laboratory investigators as well as participating in cross training with members of other major police services in Ontario. Additional resources are directed to dismantling organized crime groups responsible for the majority of marijuana grow operations in Ontario. The OPP Drug Enforcement Section has also produced an information pamphlet, which has been distributed at regional seminars and to all detachments across the province explaining the dangers associated with clandestine labs. In addition, the OPP continues to be a dedicated partner on the Green Tide Action Committee, which is made up of representatives from industries adversely affected by marijuana grow operations including real estate, insurance, banking, emergency responders and hydro.

TRAFFIC ENFORCEMENT IN THE OPP

The OPP is furthering its position as a leader in road safety to ensure safe communities and a secure Ontario. An extensive revamping of the traffic functions is being conducted this year to ensure that the OPP is appropriately positioned to pursue its commitment to meeting the goals of Canada's Road Safety Vision 2010. This will feature a revitalized focus on improved traffic strategies through the creation of a new structure that will join together our key operational and corporate mandates. Implementation will be achieved through amalgamating program areas, coordinating road safety awareness strategies, partnering with public and private sector organizations, and marketing the role of OPP traffic enforcement to reflect our standard of excellence.

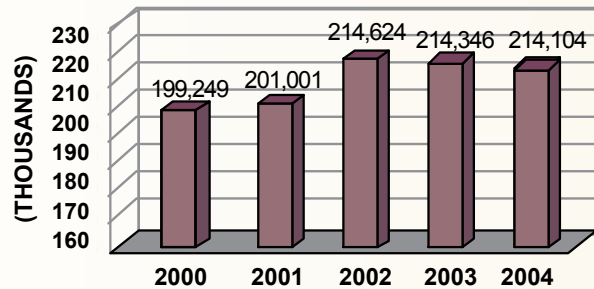
What will this mean to Ontarians and those passing through the province? It will mean increased visibility of highway patrol officers, a consistent focus on traffic initiatives across the province, raised awareness of road safety issues and targeted enforcement to high collision areas. What will this mean for OPP officers? This will mean a renewed focus on the expertise that exists in our frontline traffic management efforts and investigations, and a vision where these men and women can continue to direct their collective and individual enforcement efforts toward saving lives and helping to eliminate high-risk behaviour.

Traffic management strategies implemented over the next two years will certainly position the OPP to respond to the Road Safety Vision through anticipated decreases in motor vehicle collision fatalities and injuries, decreased injuries through seat belt compliance, and decreased incidents of alcohol and drug related collisions on Ontario highways.

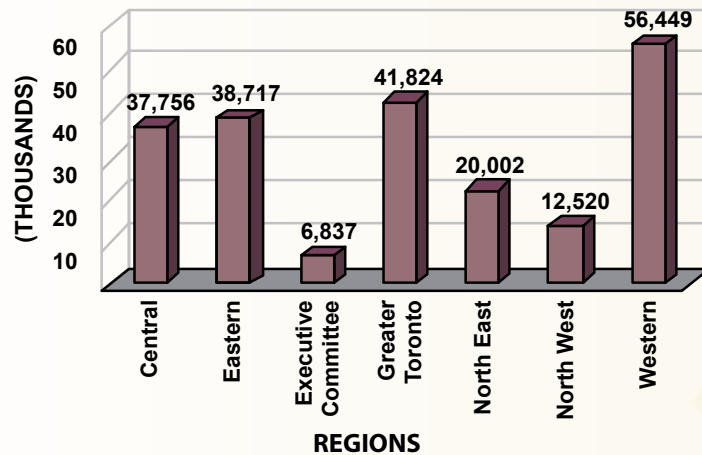


LOOKING BACK - 2004 AUXILIARY ANNUAL REPORT

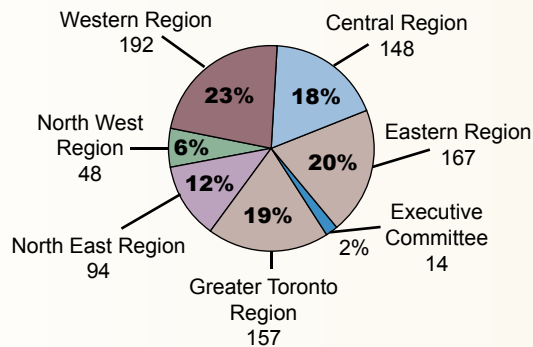
TOTAL AUXILIARY VOLUNTEER HOURS - FIVE YEARS



2004 AUXILIARY REGIONAL VOLUNTEER HOURS



2004 AUXILIARY MEMBERS



TOTAL: 820 MEMBERS

Source: Provincial Auxiliary Database



Signing the Change of Command Certificate are, from left, incoming Executive Director Auxiliary Superintendent Mike Morton, Commissioner Gwen Boniface, and Retiring Executive Director Auxiliary Chief Superintendent Terry Harkins.

The year 2004 marked a momentous occasion for the OPP Auxiliary. For the first time, the OPP Auxiliary Program's tip staff changed hands. Auxiliary Chief Superintendent Terry Harkins joined the OPP Auxiliary as an auxiliary constable in 1969 and has given yeoman's service to the OPP and the citizens of Ontario. Since 1991, he has been Executive Director of the OPP Auxiliary Program, a volunteer position created that year by then OPP Commissioner Tom O'Grady.

In advance of Auxiliary Chief Superintendent Harkins' official retirement on Dec. 31, 2004, a Change of Command ceremony was held near Orillia and effective Jan. 1, 2005, Auxiliary Superintendent Mike Morton of Orillia assumed the top position.

Retiring Executive Director Auxiliary Chief Superintendent Terry Harkins receives a presentation from Commissioner Gwen Boniface commemorating his 36 years of volunteer service with the OPP Auxiliary program.

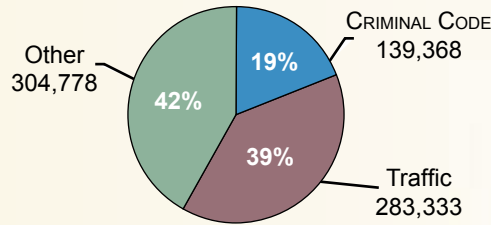


In October 2004, the OPP Auxiliary Program conducted its first training partnership with Aboriginal officers, by inviting First Nation Auxiliary Recruits to join the OPP Auxiliary on one of their Recruit Classes. Eight individuals from Nishnawbe-Aski and one from Mnjikaning joined 51 OPP recruits on the one-week orientation to the auxiliary. This class also included Native Awareness as part of its training syllabus. The participants graduated and returned to their respective communities as part of their self-directed Aboriginal Police Service. This successful initiative is expected to continue in 2005.

The OPP Auxiliary Program will mark their 45th anniversary in 2005. This occasion will provide the special opportunity to reflect on and celebrate an exciting history of exemplary volunteer service.

LOOKING BACK - 2004 ANNUAL REPORT

CALLS FOR SERVICE

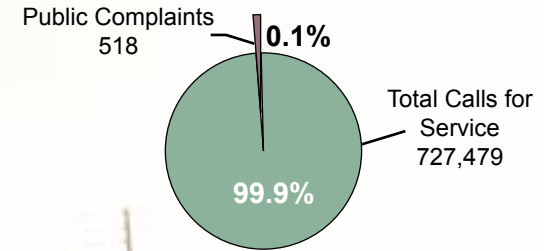


CALLS FOR SERVICE - 727,479

	2000	2001	2002	2003	2004
Criminal Code	114,804	136,981	148,545	150,802	139,368
Traffic	216,629	221,738	242,921	251,753	283,333
Other	205,216	221,306	242,721	272,142	304,778
TOTAL	536,649	580,025	636,187	674,697	727,479

Source: Daily Activity Reporting (DAR)

PUBLIC COMPLAINTS

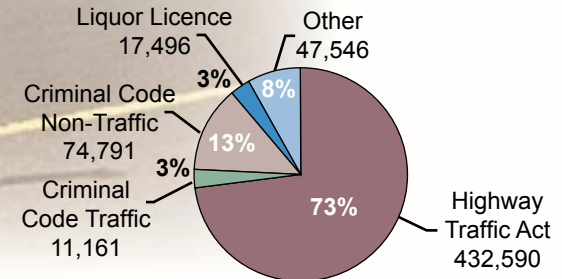


Source: Professional Standards Bureau

PUBLIC COMPLAINTS 3-YEAR COMPARISON

	2002	2003	2004
Total Public Complaints	482	544	518

CRIMINAL CODE & PROVINCIAL STATUTE CHARGES LAID

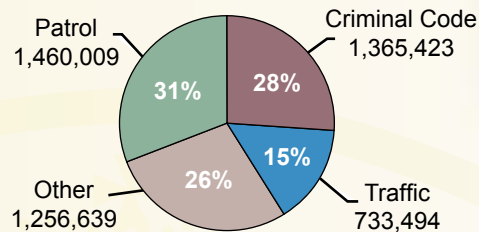


TOTAL CHARGES LAID - 557,081

	2000	2001	2002	2003	2004
Highway Traffic Act	387,574	441,901	434,746	432,590	403,087
Criminal Code Traffic	15,593	15,859	15,327	15,188	14,161
Criminal Code Non-Traffic	65,346	69,517	71,829	74,447	74,791
Liquor Licence Act	16,024	17,834	17,807	19,229	17,496
Other	43,227	47,673	50,241	47,383	47,546
TOTAL	527,764	592,784	589,950	588,837	557,081

Source: Integrated Court Offence Network - MAG

PATROL & OBLIGATED DUTY HOURS WORKED FIELD PERSONNEL



TOTAL HOURS - 4,815,585

	2000	2001	2002	2003	2004
Criminal Code	1,086,247	1,376,216	1,505,034	1,470,729	1,365,423
Traffic	639,698	688,399	713,541	724,354	733,494
Other	917,414	967,277	1,024,117	1,039,124	1,256,639
Patrol	1,131,960	1,285,275	1,374,565	1,455,340	1,460,009
TOTAL	3,775,319	4,317,167	4,617,257	4,689,547	4,815,585

Source: Daily Activity Reporting (DAR)

R.I.D.E. ACTIVITY

	Central Region	Eastern Region	Greater Toronto Region	Western Region	North West Region	North East Region	Provincial TOTAL
Vehicles Checked	237,591	192,605	537,416	295,231	80,612	157,711	1,501,166
Roadside Tests	1,046	1,296	5,047	1,403	387	918	10,097
12-hr Licence Suspensions	367	534	1,448	501	124	258	3,232
Admin. Licence Suspensions	230	178	412	158	59	88	1,125
Impaired/Exceed Charges	291	214	383	149	71	147	1,225
Failure or Refusal	27	11	32	33	3	15	121

Source: R.I.D.E. Traffic Statistics Report

ROAD SAFETY VISION 2010

A 20% decrease in the number of fatalities due to seat belt non-use.
A 20% decrease in the number of road users killed in alcohol related collisions.

CAUSES OF FATALITIES IN MOTOR VEHICLE COLLISIONS (MVC)

FATAL MVC CAUSAL FACTORS	Central Region	Eastern Region	Greater Toronto Region	Western Region	North West Region	North East Region	Provincial Average
Speed	28%	29%	24%	28%	41%	34%	29%
Alcohol	17%	12%	18%	16%	19%	15%	16%
Seat Belt Non-use	21%	28%	22%	29%	34%	33%	27%

Source: Preliminary Fatal Motor Vehicle Report

TRAFFIC RELATED CHARGES

2004 Charges	Central Region	Eastern Region	Greater Toronto Region	Western Region	North West Region	North East Region	Provincial TOTAL
Speeding	49,406	56,036	51,740	62,581	13,613	30,401	263,777
Impaired	2,466	1,932	2,276	2,697	621	1,146	11,138
Seat Belt	5,978	4,219	17,860	4,804	1,536	2,105	36,502

Source: Integrated Court Offence Network - MAG

MARINE FATALITIES

MARINE FATALITIES	2000	2001	2002	2003	2004
Fatal Incidents	38	35	35	22	34
Persons Killed	44	40	43	27	36
Alcohol Related	13	14	11	7	9

Source: Preliminary Fatal Motor Vehicle Report

SNOW VEHICLE FATALITIES

SNOW VEHICLE FATALITIES	1999-2000	2000-01	2001-02	2002-03	2003-04
Fatal Incidents	10	35	16	24	27
Persons Killed	11	36	16	25	27
Alcohol Related	5	15	8	9	8

Source: Preliminary Fatal Motor Vehicle Report

MOTOR VEHICLE COLLISION DATA

	Central Region	Eastern Region	Greater Toronto Region	Western Region	North West Region	North East Region	Provincial TOTAL
Fatal Collisions	89	85	66	136	30	50	456
Personal Injury	2,600	2,426	4,202	3,247	535	1,232	14,242
Property Damage	10,558	10,904	17,850	12,223	2,969	4,481	58,985
Total Collisions	13,247	13,415	22,118	15,606	3,534	5,763	73,683
Alcohol Related	494	406	605	694	76	186	2,461
Persons Killed	97	96	77	156	36	54	516
Persons Injured	3,752	3,420	6,046	4,653	752	1,870	20,493

Source: Motor Vehicle Collision Traffic Statistics and Preliminary Fatal Motor Vehicle Report

UNIFORM CRIME REPORTING - ACTUAL OCCURRENCES AND CLEARANCE RATES

	CENTRAL REGION		EASTERN REGION		GREATER TORONTO REGION		NORTH EAST REGION		NORTH WEST REGION		WESTERN REGION		PROVINCIAL TOTAL	
	Actual Occurrence	Clearance Rate	Actual Occurrence	Clearance Rate	Actual Occurrence	Clearance Rate	Actual Occurrence	Clearance Rate	Actual Occurrence	Clearance Rate	Actual Occurrence	Clearance Rate	Actual Occurrence	Clearance Rate
Homicides	7	71%	1	200%	0	0%	7	100%	3	67%	4	50%	22	82%
Other Offences Causing Death	3	100%	1	200%	2	100%	1	100%	1	100%	4	150%	12	125%
Attempted Murder	3	200%	13	85%	0	0%	4	100%	5	100%	5	100%	30	103%
Sexual Assaults	366	81%	412	79%	28	75%	215	96%	172	95%	410	91%	1,608	86%
Assaults	2,780	93%	2,829	94%	256	91%	1,678	97%	1,797	97%	3,086	92%	12,455	94%
Abduction	49	102%	57	100%	7	86%	26	100%	20	100%	58	93%	217	98%
Robbery	59	44%	67	61%	12	42%	17	53%	14	36%	65	48%	234	50%
Other Crimes Against a Person	982	78%	1,102	81%	92	73%	512	91%	273	96%	1,125	85%	4,105	83%
Total Violent Crimes	4,249	88%	4,482	89%	397	84%	2,460	95%	2,285	97%	4,757	90%	18,683	90%
Arson	63	30%	73	23%	2	50%	43	28%	22	36%	114	23%	318	26%
Break & Enter	3,509	16%	3,042	18%	219	21%	1,460	25%	857	36%	3,734	18%	12,904	20%
Theft > \$5000	791	21%	740	22%	123	19%	234	41%	139	58%	1,357	16%	3,417	22%
Theft < \$5000	6,745	14%	5,416	16%	634	21%	2,498	23%	1,324	27%	8,177	14%	23,232	16%
Have Stolen Goods	393	94%	302	85%	77	91%	254	91%	125	101%	490	88%	1,659	90%
Fraud	1,112	50%	855	45%	209	58%	359	58%	145	70%	1,005	50%	3,758	50%
Mischief	4,537	14%	4,113	14%	404	9%	1,905	21%	1,114	34%	6,786	12%	18,980	15%
Total Property Crimes	17,150	19%	14,541	19%	1,668	26%	6,753	28%	3,726	36%	21,663	18%	66,268	21%
Offensive Weapons	177	67%	212	65%	48	54%	85	77%	80	89%	232	68%	838	69%
Other CC (Ex. Traffic)	4,657	34%	3,221	57%	562	66%	1,795	72%	1,828	113%	4,200	51%	17,160	55%
Total Other Criminal Code	4,834	35%	3,433	58%	610	65%	1,880	72%	1,908	112%	4,432	52%	17,998	55%
TOTAL CRIMINAL CODE	26,233	33%	22,456	39%	2,675	43%	11,093	50%	7,919	72%	30,852	34%	102,949	39%
Possession	801	81%	893	80%	299	92%	565	91%	342	95%	1,052	85%	3,999	85%
Trafficking	229	82%	332	73%	65	102%	160	69%	108	82%	299	62%	1,201	73%
Transportation & Production	146	24%	237	34%	11	46%	115	41%	21	38%	388	23%	927	29%
TOTAL DRUGS	1,176	74%	1,462	71%	375	93%	840	80%	471	89%	1,739	67%	6,127	74%
OTHER FEDERAL STATUTES	436	91%	464	98%	19	79%	223	98%	2,142	119%	372	87%	3,674	108%
TOTAL OFFENCES*	27,845	34%	24,382	42%	3,069	50%	12,156	53%	10,532	82%	32,963	36%	112,750	44%

*Sum of Regional Offences will not equal Total Provincial Offences due to occurrences that could not be attributed to a valid duty location.

As of February 15, 2005

Source: Niche Records Management System

OPP MUNICIPAL POLICING FACT SHEET

Total # of s. 10 PSA Policing Contracts *	103
Municipalities in s. 10 PSA contracts 89 municipalities in individual contracts, 24 joint, 17 county contracts, one regional municipality contract (Caledon - Regional Municipality of Peel)	130
Municipalities policed under s. 5.1 PSA (non-contract)	182
Municipalities policed by OPP	312
Municipal police services integrated by the OPP since January 1, 1985 *	51
Municipal police services integrated by the OPP since Bill 105 amendments to the PSA (effective January 1, 1998)*	39
Municipalities that moved from OPP to municipal police service since Bill 105 (effective January 1, 1998)*	21
Municipal police services in province *	60
# of OPP costing proposals that involve a municipal police service	2
Total # of costing proposals under development	31
Specialized Service Agreements (911 Centralized Emergency Reporting Bureau, police and fire dispatch contracts) *	85
Specialized Service Agreement proposals under development	20
Framework Agreements (support service agreements with municipal police services boards) *	50

* Note - Directories and lists available upon request



OPP SERVICES

- 24-Hour Proactive and Reactive Policing
- Auto-Theft
- Auxiliary Policing Program
- Aviation Services
- Behavioural Sciences
- Business Planning
- Canine
- Child Pornography Investigation
- Communications
- Community Policing
- Complaint Investigation
- Court Case Management
- Crime Prevention
- Crime Stoppers Program
- Differential Response
- Drug Enforcement
- Emergency Response
- Employee Counseling
- Explosive Disposal
- Forensic Identification
- Hate Crimes/Extremism
- Illegal Gaming
- Incident Command
- Intelligence
- Major Case Management
- Major Case Investigation
- Marine/Snowmobile/ATV
- Media Relations
- R.I.D.E.
- Search and Rescue
- Sex Offender Registry
- Surveillance - Electronic and Physical
- Tactics and Rescue
- Technical Traffic Collision Investigation
- Threat Assessment
- Traffic
- Training
- Underwater Search and Rescue
- ViCLAS - Violent Crime Linkage Analysis System
- Victims Assistance
- VIP Security



ONTARIO PROVINCIAL POLICE

777 MEMORIAL AVENUE
ORILLIA, ONTARIO
L3V 7V3

705-329-6950

[WWW.OPP.CA](http://www.opp.ca) OR CONTACT YOUR LOCAL OPP DETACHMENT