



2006 ANNUAL REPORT

ONTARIO PROVINCIAL POLICE





OUR VALUES

Accountability • Professional Excellence
Respectful Relationships • Strong and Positive
Fairness, Courage and Caring • Empathy and Compassion
Continuous Learning • Professional and Personal Development
Diversity • In Society and the Workplace

OPP SERVICES

24-Hour Proactive and Reactive Policing	Hate Crime/Extremism
Auto-Theft	Illegal Gaming
Auxiliary Policing Program	Incident Command
Aviation Services	Intelligence
Behavioural Sciences	Major Case Management
Business Planning	Major Case Investigation
Canine	Marine/Snowmobile/ATV
Child Pornography Investigation	Media Relations
Communications	R.I.D.E.
Community Policing	Search and Rescue
Complaint Investigation	Sex Offender Registry
Court Case Management	Surveillance - Electronic and Physical
Crime Prevention	Tactics and Rescue
Crime Stoppers Program	Technical Traffic Collision Investigation
Differential Response	Threat Assessment
Drug Enforcement	Traffic
Electronic Crime (E-Crime)	Training
Emergency Response	Underwater Search and Recovery
Employee Counselling	ViCLAS (Violent Crime Linkage Analysis System)
Explosive Disposal	Victims Assistance
Forensic Identification	VIP Security



Minister of Community Safety & Correctional Services

Dear Minister:

In accordance with the requirements set out in the Policing Services Act, I am very pleased to provide you with the 2006 Annual Report for the Ontario Provincial Police and to use this opportunity to highlight some of our accomplishments over this past year.

The OPP's commitment to professionalism was publicly recognized in 2006 when the OPP was named as one of the top 50 employers in the Greater Toronto Area. This is a great honour for the OPP. I am very proud of our ongoing efforts to attract, develop and promote high caliber employees and foster a professional and positive working environment.

In October 2006, former Commissioner Gwen Boniface left the OPP to assume new responsibilities as a member of the newly established Garda Inspectorate in Ireland. I was honoured to be selected to head this wonderful police organization and look forward to leading the OPP into the future.

The OPP is recognized throughout North America as a leader in traffic safety and I have reiterated traffic safety as one of the key priorities for 2007. The ability to analyze successes in traffic issues provides an opportunity for the organization to demonstrate its commitment to ensuring the safety of all those travelling on our provincial highways.

I am extremely proud of the unwavering commitment and excellence of the men and women of the OPP to the people of Ontario, which is demonstrated daily through law enforcement, traffic enforcement, crime prevention and by maintaining peace, order and overall security.

Nowhere has this commitment been more evident than in this organization's efforts to maintain the peace at Caledonia.

In summary, I am tremendously impressed by the professionalism OPP members continue to show at all times during both good and trying circumstances. It has been, and will remain, critical for the organization to support the front-line officers in their efforts. I am committed to ensuring this support is maintained as we move through this year.

Yours truly,

Julian Fantino



Commissioner Julian Fantino



Commissioner Gwen Boniface

Commissioner Gwen Boniface

Sworn in as the first female Commissioner of the Ontario Provincial Police in 1998, Gwen Boniface retired from that post in 2006 to join a newly established oversight Inspectorate for Ireland's 13,000 member National Police Service, the An Garda Siochana.

Starting her career at the former Downsview (now Toronto) Detachment in 1977, she served as coach officer and completed special assignments including security details and plainclothes duties at the same time as she earned a bachelor of arts degree at York University and gave birth to her son, Brett. Calling herself a "continuous learner by nature", she took leave from the OPP to pursue a law degree (she was called to the Ontario Bar in 1990) but was back in uniform each summer.

During her 30 years in policing, Commissioner Boniface was vested in the Order of Ontario (2001) and named Commander of the Order of Merit of the Police Forces. She was the first female president of the Canadian Association of Chief of Police and the first

Canadian to serve as General Chair of the International Association of Chiefs of Police's Division of State and Provincial Police. Commissioner Boniface was also the first recipient of Ontario's Leading Women, Building Communities Award.



PROVINCIAL COMMAND

PROVINCIAL COMMAND - CORPORATE SERVICES

During the past 12 months, Corporate Services has experienced significant change with the realignment of functions and accountabilities to ensure that the infrastructure required will support efficient police services responsive to the needs of our front-line officers.

Our People: Many initiatives are underway that will enable people at all levels of the organization (from job applicants, new recruits, front-line employees, volunteers and supervisors, to senior executives) to demonstrate their commitment to the values and ethics of the OPP and continually earn the public's trust. This commitment will be regularly evaluated as part of improved employee selection, business planning and performance management systems.

Also, our organization strives to provide professional policing services to the province of Ontario, and, in support of this resolve, the OPP endeavours to mirror the diversity of our great province through hiring practices.

High Performance: Anticipation of business service delivery needs is vital. The Corporate Services Command is integrating the values of the OPP in how it conducts its business by placing an increased emphasis on quality of service, customer satisfaction and relationships.

Infrastructure Addressed: The OPP is developing an operational plan and information technology strategy to support several front-line initiatives such as online requisitioning of uniforms and equipment. To optimize our service to the public, the upgrading of detachment buildings and other field locations remains a high priority – the OPP is working hand-in-hand with our Ministry colleagues to expedite construction and renovation of these structures, as well as government housing.



Gwen Strachan

PROVINCIAL COMMAND - FIELD OPERATIONS



Chris Lewis

Field Operations is committed to working continually to earn the confidence of the citizens of and visitors to Ontario – a confidence that will not be taken for granted. Our women and men, both sworn officers and civilians, provide the best and most professional law-enforcement service possible and strive to build a culture of trust and open, honest dialogue with the communities they serve.

The Field Operations Command structure consists of 155 detachment and satellite locations, administered by five Regional Headquarters in London, Smiths Falls, Orillia, North Bay and Thunder Bay. Policing services are provided to over one million square kilometers of Ontario, and over 20,000 km of highways are patrolled.

This Command is staffed by 3,500 uniform members and 1,150 civilians, and is proud of its active Auxiliary force of 840 members who supply ongoing support to front-line service delivery.

Also, the Field Operations Command is charged with providing policing services:

- for parts of Ontario that do not have municipal police forces other than municipal law enforcement officers; and
- all navigable bodies and courses of water in Ontario, except those that lie within municipalities designated by the Solicitor General.

The OPP fleet consists of 3,880 pieces of equipment, including general patrol vehicles, motorized snow vehicles, all-terrain vehicles, marine equipment and aircraft.

Field Operations Command also includes the Field Support Bureau and the First Nations and Contract Policing Bureau and also develops and manages specialized policing service contracts; support services agreements and framework agreements to supply OPP services.



PROVINCIAL COMMAND - INVESTIGATIONS/ORGANIZED CRIME



Vince Hawkes

The Provincial Command of Investigations/Organized Crime meets the challenges of 21st century criminal behaviour head on through the highly technical and specialized investigative expertise of more than 800 members and 160 civilians deployed across the province.

Comprised of three bureaus, as well as the Chief Firearms Office and the Alcohol and Gaming Commission of Ontario, this Command plays a major role in ensuring the safety and security of the people of Ontario.

Last year, its specialty teams dealt with ever-rising levels of electronic and organized crime, abuse of our most vulnerable citizens and international or home-grown terrorism, just to name a few.

As well, Investigations/Organized Crime established leadership roles in co-ordinated projects with its justice partners of all levels, from municipal police services to international law-enforcement agencies. These joint-forces initiatives included Drug Enforcement, the Provincial Violent Crimes Linkage Analysis System (ViCLAS) Centre, the Organized Crime Section, the Provincial Weapons Enforcement Unit, the Ontario Sex Offender Registry, the Illegal Gambling Unit, the Provincial Auto Theft Team, the Provincial Assets Forfeiture Unit and the Biker Enforcement Unit.

Committed to the ongoing development of a strategy that assesses operational priorities and directs appropriate resources at criminal targets, this Command focused its investigations on effective intelligence gathering, comprehensive analysis and information sharing with all justice partners. Based on four critical components, securing the right intelligence, strategically analysing that intelligence, setting priorities and targeting enforcement, this strategy means this Command continued to evolve, ensuring OPP's ability to respond to new challenges.

PROVINCIAL COMMAND - TRAFFIC SAFETY

The creation of the Provincial Command for Traffic Safety and Highway Safety Division (HSD) within the OPP has provided an unprecedented opportunity to positively impact and mitigate the hundreds of fatalities that occur each year on Ontario's highways, trails and waterways.

Leadership, Professionalism and Visibility have become the cornerstones of the HSD and are the touchstone of this Provincial Command.

Recognized throughout North America as a leader in traffic safety, the OPP has enhanced its capacity to analyze successes in traffic issues, thus providing the organization with the opportunity to rise above the culture of status quo. The OPP will continue to demonstrate true leadership by embracing and incorporating the principles of the Provincial Traffic Safety Program into the core functions of every OPP member. The program is a proactive, sustainable approach to traffic safety directed at high-risk behaviours, such as occupant restraint, impaired driving and aggressive driving, which represent the major causes of fatal and serious injury collisions. The focus of the Provincial Traffic Safety Program is to reduce injuries and save lives on Ontario's highways, trails and waterways.

Also, with a rich history of almost 100 years in policing, the OPP has had the ability to reach back in time and replicate some of its successful efforts of the past. The re-introduction of the distinctive black and white vehicle is an example of the OPP's willingness to re-visit its proud heritage and modernize it to match present day needs.



John Carson



2006 STATISTICS IN REVIEW

2006 OBSERVATIONS

- 19% Reduction in Public Complaints over 3 Years
- 7% Reduction in Number of Persons Killed in Motor Vehicle Collisions over 3 Years
- 34% Reduction in Violent Crime over previous year
- 14% Decline in Break and Enters over 3 Years
- 5% Decline in Number of Total Criminal Offences over 3 Years
- 5% Reduction in Total Crime Offences over 3 Years

UCR Criminal Code: Actual Occurrences - Three Years

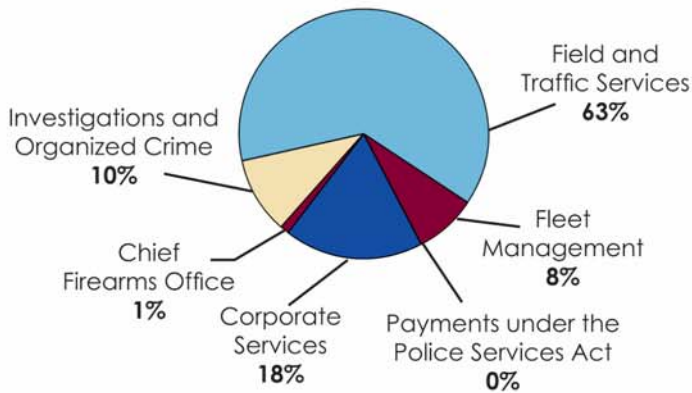
	2004		2005		2006	
	Actual Occurrences	Clearance Rate	Actual Occurrences	Clearance Rate	Actual Occurrences	Clearance Rate
Homicides*	22	82%	27	100%	22	91%
Other Offences Causing Death	12	125%	9	122%	12	108%
Attempted Murder	30	103%	28	100%	34	85%
Sexual Assaults	1608	86%	1721	83%	1572	84%
Assaults	12455	94%	12766	93%	12786	94%
Abduction	217	98%	263	94%	282	97%
Robbery	234	50%	265	59%	361	53%
Other Crimes Against a Person	4105	83%	4360	84%	4303	85%
Total Violent Crimes	18683	90%	19439	90%	19372	90%
Arson	318	26%	332	24%	343	21%
Break & Enter	12904	20%	11301	19%	11140	19%
Theft > \$5000	3417	22%	3144	19%	3085	20%
Theft < \$5000	23232	16%	24534	16%	23728	17%
Have Stolen Goods	1659	90%	1665	90%	1484	90%
Fraud	3758	50%	3603	47%	3455	47%
Mischief	18980	15%	17817	16%	19607	15%
Total Property Crimes	64268	21%	62396	21%	62842	20%
Offensive Weapons	838	69%	902	69%	885	70%
Other CC (Ex. Traffic)	17160	55%	16081	58%	14871	67%
Total Other Criminal Code	17998	55%	16983	58%	15756	67%
TOTAL CRIMINAL CODE	100949	39%	98818	41%	97970	42%
Possession	3999	85%	4016	87%	3945	87%
Trafficking	1201	73%	1314	66%	1453	63%
Importation & Production	927	29%	746	33%	675	29%
TOTAL DRUGS	6127	74%	6076	76%	6073	75%
OTHER FEDERAL STATUTES	3674	108%	2999	103%	1535	93%
TOTAL OFFENCES	110750	44%	107893	44%	105578	44%

* Homicides occurring in OPP jurisdiction in 2006

2006 STATISTICS IN REVIEW



Goal: Enhance financial accountability and stewardship of OPP resources.



2006 - 2007 Final Operating Expenditures

Field and Traffic Services	\$512,567,184
Corporate Services	\$147,622,428
Investigations & Organized Crime	\$81,790,584
Fleet Management	\$61,996,717
Chief Firearms Office	\$5,082,091
Payments Under the PSA	\$247,265
TOTAL BUDGET	\$809,306,269

Source: Business and Financial Services Bureau

Property Crime	2005	2006	% change
Arson	332	343	3.31%
Break & Enter	11,301	11,140	-1.42%
Theft > \$5000	3,144	3,085	-1.88%
Theft < \$5000	24,534	23,728	-3.29%
Have Stolen Goods	1,665	1,484	-10.87%
Fraud	3,603	3,455	-4.11%
Mischief	17,817	19,607	10.05%
Total Property Crimes	62,396	62,842	0.71%

Violent Crime	2005	2006	% change
Homicides	27	22	-18.52%
Other Offences Causing Death	9	12	33.33%
Attempted Murder	28	34	21.43%
Sexual Assaults	1,721	1,572	-8.66%
Assaults	12,766	12,786	0.16%
Abduction	263	282	7.22%
Robbery	265	361	36.23%
Other Crimes Against a Person	4,360	4,303	1.31%
Total Violent Crimes	19,439	19,372	-0.05%

Drugs	2005	2006	% change
Possession	4,016	3,945	-1.77%
Trafficking	1,314	1,453	10.58%
Importation & Production	746	675	-9.52%
Total Drugs	6,076	6,073	-0.05%

OPP Personnel

(31 December 2006)

Commissioner 1
 Provincial Commanders 4
 Chief Superintendents 14
 Superintendents 35
 Inspectors 127
 Sergeant Major 6
 Staff Sergeant 199
 Sergeants 1,004
 Constables 4,067
 Cadets 122

Total Uniform 5,579

Total Civilians 1,665

First Nations
 Uniform 65
 Civilians 17
Total First Nations 82

Total OPP
7,327

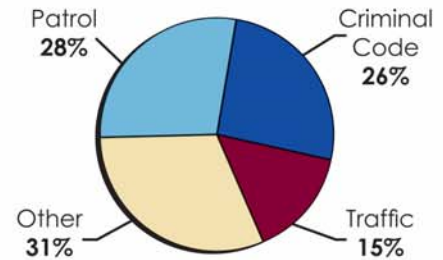
Source: Career Development Bureau



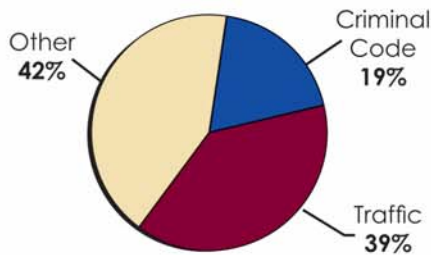
2006 STATISTICS IN REVIEW

**Patrol and Obligated Duty Hours Worked:
Field Personnel - 2006**

Patrol & Obligated Duty Hours Worked	2004	2005	2006
Criminal Code	1,365,423	1,338,271	1,280,627
Traffic	733,494	740,408	729,301
Other	1,256,639	1,271,891	1,536,904
Patrol	1,460,009	1,424,683	1,389,768
TOTAL	4,815,565	4,775,253	4,936,600



Your Calls for Service - 2006



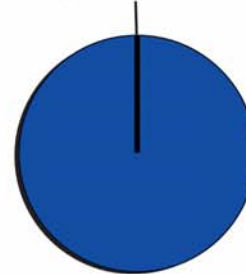
Calls for Service	2004	2005	2006
Criminal Code	139,368	131,558	131,180
Traffic	283,333	284,349	273,897
Other	304,778	303,970	295,435
TOTAL	727,479	719,877	700,512

**Public Complaints in the OPP-
A Comparison Over Three Years**

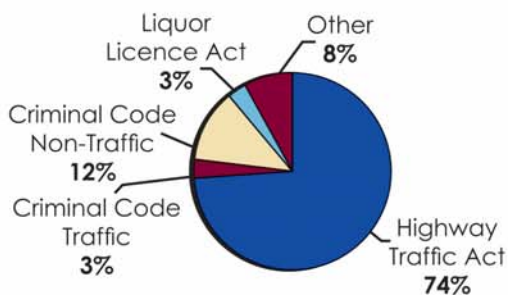
2004	2005	2006
518	503	422

Public Complaints - 2006

2006 Public Complaints Represented
Less than 1% of Total Calls for Service



**CRIMINAL CODE & PROVINCIAL STATUTE:
CHARGES LAID - 2006**

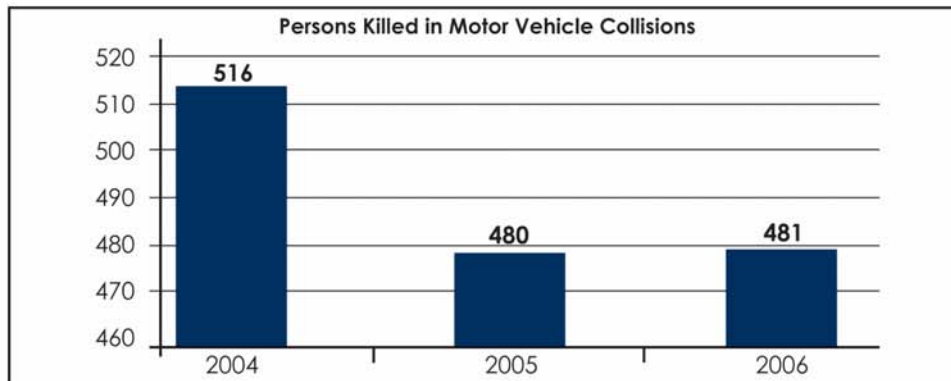


Criminal Code & Provincial Statute Charges Laid	2004	2005	2006
Highway Traffic Act	403,087	393,404	388,904
Criminal Code Traffic	14,161	13,956	13,500
Criminal Code Non-Traffic	74,791	72,707	65,363
Liquor Licence Act	17,496	17,198	15,947
Other	47,546	45,745	41,854
TOTAL	557,081	543,010	525,568

2006 STATISTICS IN REVIEW



Motor Vehicle Collision Data	2004	2005	2006
Fatal Collisions	456	416	423
Personal Injury	14,242	14,487	13,467
Property Damage*	58,985	59,682	55,722
Total Collisions	73,683	74,585	69,612
Alcohol-related	2,461	2,353	2,294
Persons Killed	516	480	481
Persons Injured	20,493	20,443	19,447



Provincial MVC Causal Factors - Per Region

	Central	North West	East	North East	HSD	West	Provincial Total
Speed	31%	15%	28%	13%	25%	32%	27%
Alcohol	11%	15%	13%	5%	14%	12%	12%
Seatbelt Non-Use	32%	11%	21%	22%	32%	29%	27%

Province-Wide Ride Activity	2004	2005	2006
Vehicles Checked	1,501,166	1,240,698	1,326,783
Roadside Tests	10,097	6,831	8,026
12-hr. Licence Suspension	3,232	2,090	2,255
Admin. Licence Suspensions	1,125	648	688
Impaired/Exceed Charges	1,225	912	1,003
Failure or Refusal	121	79	88

Marine Fatalities	2004	2005	2006
Fatal Incidents	34	29	29
Persons Killed	36	34	36
Alcohol Related	9	7	14

Snow Fatalities	2004	2005	2006
Fatal Incidents	27	20	20
Persons Killed	27	20	21
Alcohol Related	8	7	7

ATV Fatalities	2004	2005	2006
Fatal Incidents	14	14	15
Persons Killed	14	14	15
Alcohol Related	2	2	4

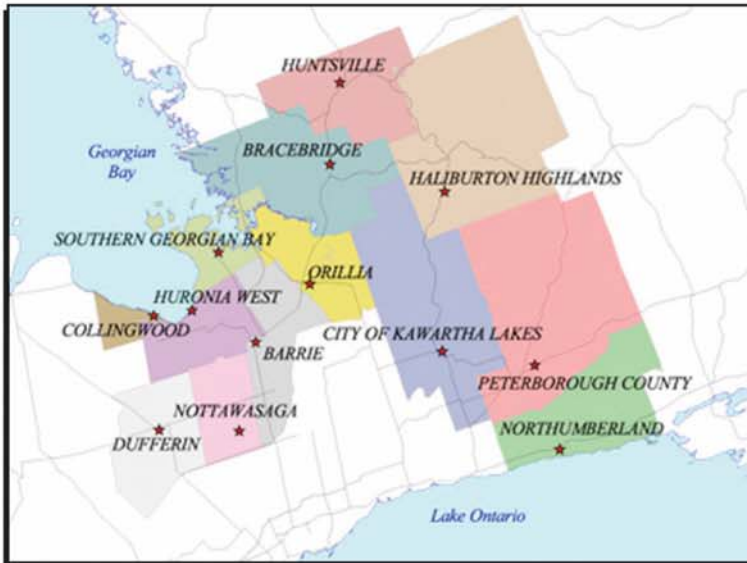


CENTRAL REGION IN PROFILE



**Regional Commander
Chief Superintendent Ken Smith**

777 Memorial Avenue
Orillia, On L3V 7V3
(705) 329-7400



Area (sq. km.)
25,376

Population of
OPP-policed areas
478,509

Kms. of highways patrolled
23,652

Regular OPP vehicles
254 units

Marine equipment
28 units

Snow vehicles
26 units

Regional staff
811 uniform
86 civilians

First Nations
OPP-Administered Locations
1 location

Municipal Contracts

- Adjala-Tosorontio/Essa/New Tecumseth
- Alnwick/Haldimand Amaranth
- Asphodel-Norwood Brighton
- Cavan-Millbrook-North Monaghan
- Collingwood Cramahe
- Douro-Dummer East Garafraxa
- East Luther Grand Valley
- Galway-Cavendish-& Harvey
- Hamilton Twp.
- Havelock-Belmont-Methuen Melancthon
- Mono
- Mulmur
- North Kawartha Orillia
- Otonabee-South Monaghan
- Penetanguishene Port Hope
- Smith-Ennismore-Lakefield
- The Blue Mountains
- Trent Hills



MOTOR VEHICLE COLLISION DATA

Motor Vehicle Collisions (MVC) 2006	
Fatal Collisions	80
Personal Injury	2,348
Property Damage*	9,974
Total Collisions	12,402
Alcohol-related	462
Persons Killed	86
Persons Injured	3,382

Traffic Related Charges 2006	
Speeding	45,852
Impaired	2,557
Seatbelt	5,747

Fatal MVC Causal Factors 2006	
Speed	31%
Alcohol	11%
Seatbelt Non-Use	32%

R.I.D.E. Activity 2006	
Vehicles Checked	247,595
Roadside Tests	1,090
12-hr Licence Suspensions	290
Admin. Licence Suspensions	146
Impaired/Exceed Charges	261
Failure or Refusal	11

R.
I.
D.
E.

CRIMINAL ACTIVITY

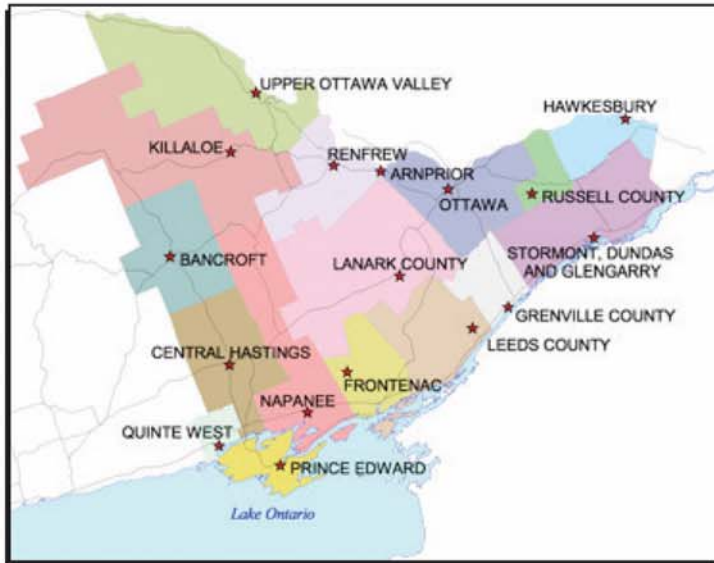
	Actual Occurrences	Clearance Rate
Homicide	4	125%
Other Offences Causing Death	4	75%
Attempted Murder	10	100%
Sexual Assault	303	79%
Assault	2,887	92%
Abduction	77	95%
Robbery	99	48%
Other Crimes Against a Person	940	79%
Total Violent Crimes	4,324	87%
Arson	54	24%
Break & Enter	2,786	16%
Theft > \$5000	705	20%
Theft < \$5000	6,259	15%
Have Stolen Goods	347	92%
Fraud	919	48%
Mischief	4,395	14%
Total Property Crimes	15,465	19%
Offensive Weapons	188	63%
Other CC (Ex. Traffic)	3,754	52%
Total Other Criminal Code	3,942	53%
TOTAL CRIMINAL CODE	23,731	37%
Possession	711	81%
Trafficking	277	72%
Importation & Production	145	28%
Total Drugs	1,133	72%
OTHER FEDERAL STATUES	413	93%
TOTAL OFFENCES	25,277	39%



EASTERN REGION IN PROFILE



**Regional Commander
Chief Superintendent Larry Beechey**
3312 Highway 43 East, Box 2020
Smiths Falls, ON K7A 5K8
(613) 284-4500



Area (sq. km.)
47,534

Summer Population of
OPP-policed areas
746,349

Winter Population of
OPP-policed areas
451,736

Kms. of highways patrolled
42,988

Regular OPP vehicles
370 units

Marine equipment
22 units

Snow vehicles
28 units

Regional staff
928 uniform
264 civilians

First Nations
OPP-Administered Locations
2 locations

Municipal Contracts

- Admaston/Bromley
 - Augusta
 - Beckwith
 - Carleton Place
 - Deseronto
- Drummond/North Elmsley
 - Greater Napanee
 - Hawkesbury
 - Lanark Highlands
 - Laurentian Hills
 - Loyalist
- Merrickville-Wolford
 - Mississippi Mills
- Montague
- North Grenville
 - Petawawa
 - Prescott
- Prince Edward County
 - Quinte West
 - Renfrew
 - Rideau Lakes
 - South Frontenac
 - Stone Mills
- Stormont, Dundas & Glengarry
 - Tay Valley



MOTOR VEHICLE COLLISION DATA

Motor Vehicle Collisions (MVC) 2006	
Fatal Collisions	78
Personal Injury	2,386
Property Damage*	9,961
Total Collisions	12,425
Alcohol-related	447
Persons Killed	87
Persons Injured	3,396

Traffic Related Charges 2006	
Speeding	68,607
Impaired	1,962
Seatbelt	5,686

Fatal MVC Causal Factors 2006	
Speed	28%
Alcohol	13%
Seatbelt Non-Use	21%

R.I.D.E. Activity 2006	
Vehicles Checked	276,844
Roadside Tests	1,072
12-hr Licence Suspensions	353
Admin. Licence Suspensions	114
Impaired/Exceed Charges	171
Failure or Refusal	10

R.
I.
D.
E.

CRIMINAL ACTIVITY

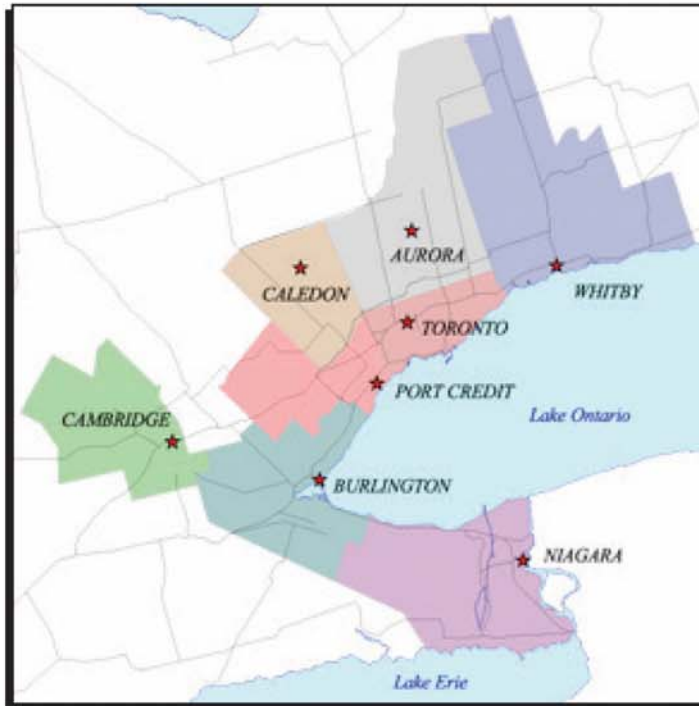
	Actual Occurrences	Clearance Rate
Homicide	4	100%
Other Offences Causing Death	0	0%
Attempted Murder	14	86%
Sexual Assault	427	81%
Assault	2,972	93%
Abduction	51	88%
Robbery	97	53%
Other Crimes Against a Person	1,212	84%
Total Violent Crimes	4,780	89%
Arson	80	18%
Break & Enter	2,376	18%
Theft > \$5000	688	18%
Theft < \$5000	5,245	17%
Have Stolen Goods	296	89%
Fraud	868	44%
Mischief	4,618	15%
Total Property Crimes	14,171	20%
Offensive Weapons	212	58%
Other CC (Ex. Traffic)	3,164	66%
Total Criminal Code	3,376	66%
TOTAL OTHER CRIMINAL CODE	22,327	42%
Possession	828	86%
Trafficking	294	77%
Importation & Production	173	27%
TOTAL DRUGS	1,295	76%
OTHER FEDERAL STATUES	424	95%
TOTAL OFFENCES	24,046	44%



HIGHWAY SAFETY DIVISION IN PROFILE



**Division Commander
Chief Superintendent Bill Grodzinski**
100 Bloomington Rd. W., Box 2500
Aurora, ON L4G 7N5
(905) 841-5777



HWY. SAFETY DIVISION IN BRIEF

Area (sq. km.)
728

Kms. of highways patrolled
2,000

Vehicles/day on Hwy. 401,
North America's busiest
420,800

Regular OPP vehicles
195 units

Marine equipment
1 unit

Regional staff
584 uniform
37 civilians

First Nations
OPP-Administered Locations
1 location

Municipal Contracts

- Caledon
- Highway 407



MOTOR VEHICLE COLLISION DATA

Motor Vehicle Collisions (MVC) 2006	
Fatal Collisions	62
Personal Injury	4,211
Property Damage*	16,976
Total Collisions	21,249
Alcohol-related	543
Persons Killed	72
Persons Injured	6,170

Traffic Related Charges 2006	
Speeding	39,932
Impaired	2,031
Seatbelt	16,987

Fatal MVC Causal Factors 2006	
Speed	25%
Alcohol	14%
Seatbelt Non-Use	32%

R.I.D.E. Activity 2006	
Vehicles Checked	287,750
Roadside Tests	3,700
12-hr Licence Suspensions	972
Admin. Licence Suspensions	221
Impaired/Exceed Charges	301
Failure or Refusal	41

R.
I.
D.
E.

CRIMINAL ACTIVITY

	Actual Occurrences	Clearance Rate
Homicide	0	0%
Other Offences Causing Death	2	100%
Attempted Murder	1	100%
Sexual Assault	19	95%
Assault	266	91%
Abduction	13	108%
Robbery	5	60%
Other Crimes Against a Person	100	83%
Total Violent Crimes	406	89%
Arson	6	33%
Break & Enter	155	23%
Theft > \$5000	112	16%
Theft < \$5000	485	16%
Have Stolen Goods	90	92%
Fraud	104	51%
Mischief	386	14%
Total Property Crimes	1,338	24%
Offensive Weapons	43	77%
Other CC (Ex. Traffic)	517	78%
Total Criminal Code	560	78%
TOTAL CRIMINAL CODE	2,304	48%
Possession	298	96%
Trafficking	57	96%
Importation & Production	4	75%
TOTAL DRUGS	359	96%
OTHER FEDERAL STATUES	9	89%
TOTAL OFFENCES	2,672	55%

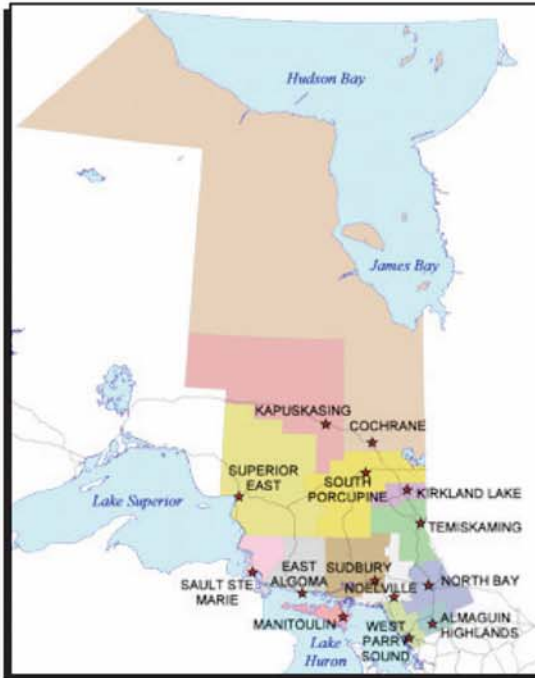


NORTH EAST REGION IN PROFILE



**Regional Commander
Chief Superintendent Ken Miller**

875 Gormanville Road, Box 140
North Bay, ON P1B 8G8
(705) 495-3880



Area (sq. km.)
491,000

Summer Population of
OPP-policed areas
400,000 (approx.)

Winter Population of
OPP-policed areas
285,000 (approx.)

Kms. of highways patrolled
6,226

Regular OPP vehicles
303 units

Marine equipment
44 units

Snow vehicles
76 units

Regional staff
665 uniform
193 civilians

First Nations
OPP-Administered Locations
4 locations

Municipal Contracts

- Blind River
- Bonfield
- Bruce Mines
- Cochrane
- East Ferris
- Hearst
- Johnson
- Kapuskasing
- Kirkland Lake
- Laird
- Macdonald, Meredith & Aberdeen
- Mattawa Group of Four
 - Powassan
- Smooth Rock Falls
- Spanish
- Temagami
- Temiskaming Shores
- The North Shore
- Thessalon



MOTOR VEHICLE COLLISION DATA

Motor Vehicle Collisions (MVC) 2006	
Fatal Collisions	54
Personal Injury	1,133
Property Damage*	4,306
Total Collisions	5,493
Alcohol-related	169
Persons Killed	68
Persons Injured	1,682

Traffic Related Charges 2006	
Speeding	30,751
Impaired	1,014
Seatbelt	1,723

Fatal MVC Causal Factors 2006	
Speed	13%
Alcohol	5%
Seatbelt Non-Use	22%

R.I.D.E. Activity 2006	
Vehicles Checked	149,033
Roadside Tests	736
12-hr Licence Suspensions	187
Admin. Licence Suspensions	71
Impaired/Exceed Charges	103
Failure or Refusal	11

R.
I.
D.
E.

CRIMINAL ACTIVITY

	Actual Occurrences	Clearance Rate
Homicide	1	100%
Other Offences Causing Death	1	200%
Attempted Murder	2	100%
Sexual Assault	226	90%
Assault	1,750	96%
Abduction	38	103%
Robbery	35	60%
Other Crimes Against a Person	571	90%
Total Violent Crimes	2,625	94%
Arson	34	18%
Break & Enter	1,602	23%
Theft > \$5000	215	33%
Theft < \$5000	2,528	24%
Have Stolen Goods	199	91%
Fraud	325	58%
Mischief	1,927	27%
Total Property Crimes	6,830	27%
Offensive Weapons	108	94%
Other CC (Ex. Traffic)	1,745	78%
Total Criminal Code	1,853	79%
TOTAL OTHER CRIMINAL CODE	11,308	51%
Possession	548	91%
Trafficking	180	79%
Importation & Production	73	40%
TOTAL DRUGS	801	79%
OTHER FEDERAL STATUES	222	95%
TOTAL OFFENCES	12,331	54%



NORTH WEST REGION IN PROFILE



**Regional Commander
Chief Superintendent Mike Armstrong**

489 North Algoma Street
Thunder Bay, ON P7A 8B1
(807) 344-0891



Area (sq. km.)
562,939

Summer Population of
OPP-policed areas
263,026

Winter Population of
OPP-policed areas
123,795

Kms. of highways patrolled
22,807

Regular OPP vehicles
180 units

Marine equipment
18 units

Snow vehicles
26 units

Regional staff
393 uniform
80 civilians

First Nations
OPP-Administered Locations
6 locations

Municipal Contracts

- Atikokan
- Fort Frances
 - Ignace
- Kenora (Jaffray, Melick & Keewatin)
 - Marathon
 - Red Lake
 - Red Rock
 - Shuniah
- Sioux Narrows-Nestor Falls
- Terrace Bay



MOTOR VEHICLE COLLISION DATA

Motor Vehicle Collisions (MVC) 2006	
Fatal Collisions	22
Personal Injury	453
Property Damage*	2,710
Total Collisions	3,185
Alcohol-related	84
Persons Killed	25
Persons Injured	630

Traffic Related Charges 2006	
Speeding	16,430
Impaired	591
Seatbelt	1,213

Fatal MVC Causal Factors 2006	
Speed	15%
Alcohol	15%
Seatbelt Non-Use	11%

R.I.D.E. Activity 2006	
Vehicles Checked	81,955
Roadside Tests	319
12-hr Licence Suspensions	81
Admin. Licence Suspensions	28
Impaired/Exceed Charges	44
Failure or Refusal	3

R.
I.
D.
E.

CRIMINAL ACTIVITY

	Actual Occurrences	Clearance Rate
Homicide	3	33%
Other Offences Causing Death	2	100%
Attempted Murder	0	0%
Sexual Assault	138	84%
Assault	1,592	95%
Abduction	34	100%
Robbery	24	58%
Other Crimes Against a Person	263	93%
Total Violent Crimes	2,057	93%
Arson	31	32%
Break & Enter	792	30%
Theft > \$5000	118	44%
Theft < \$5000	1,180	28%
Have Stolen Goods	122	95%
Fraud	153	66%
Mischief	1,066	29%
Total Property Crimes	3,462	33%
Offensive Weapons	74	88%
Other CC (Ex. Traffic)	1,882	92%
Total Criminal Code	1,956	92%
TOTAL OTHER CRIMINAL CODE	7,475	65%
Possession	288	90%
Trafficking	151	55%
Importation & Production	10	50%
TOTAL DRUGS	449	77%
OTHER FEDERAL STATUTES	175	95%
TOTAL OFFENCES	8,099	67%

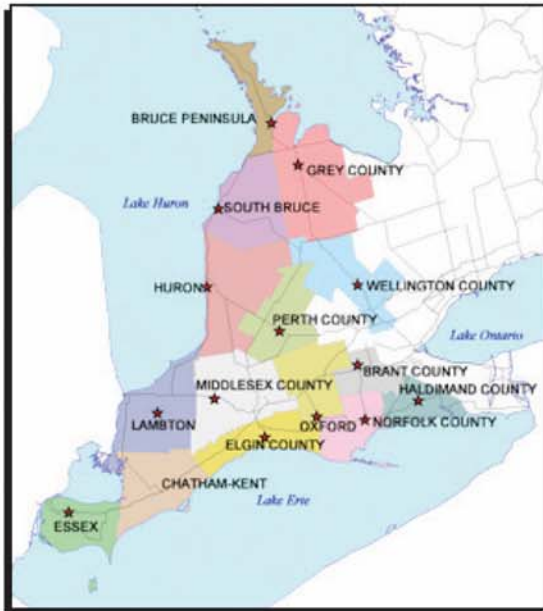


WESTERN REGION IN PROFILE



**Regional Commander
Chief Superintendent Bill Dennis**

6355 Westminster Drive, Box 57
Lambeth Station
London, ON N6P 1T2
(519) 652-4100



Area (sq. km.)
46,658

Summer Population of
OPP-policed areas
850,000

Winter Population of
OPP-policed areas
630,000

Kms. of highways patrolled
41,374

Regular OPP vehicles
440 units

Marine equipment
17 units

Snow/All Terrain vehicles
23 units

Regional staff
1,155 uniform
342 civilians

First Nations
OPP-Administered Locations
5 locations

Municipal Contracts

- Brant County
- Brockton
- Chatsworth
- Elgin Group
- Elliot Lake
- Georgian Bluffs
- Goderich
- Grey Highlands
- Haldimand
- Ingersoll
- Kincardine
- Kingsville
- Lakeshore
- Lambton Group
- Meaford
- Norfolk County
- North Perth
- Point Edward
- South Bruce Peninsula
- South Huron
- Southgate
- St. Marys
- Tecumseh
- Tillsonburg
- Wellington
- West Perth



MOTOR VEHICLE COLLISION DATA

Motor Vehicle Collisions (MVC) 2006	
Fatal Collisions	127
Personal Injury	2,936
Property Damage*	11,795
Total Collisions	14,858
Alcohol-related	589
Persons Killed	143
Persons Injured	4,187

Traffic Related Charges 2006	
Speeding	55,402
Impaired	2,329
Seatbelt	4,706

Fatal MVC Causal Factors 2006	
Speed	32%
Alcohol	12%
Seatbelt Non-Use	29%

R.I.D.E. Activity 2006	
Vehicles Checked	283,606
Roadside Tests	1,109
12-hr Licence Suspensions	372
Admin. Licence Suspensions	108
Impaired/Exceed Charges	123
Failure or Refusal	12

R.
I.
D.
E.

CRIMINAL ACTIVITY

	Actual Occurrences	Clearance Rate
Homicide	10	80%
Other Offences Causing Death	3	133%
Attempted Murder	7	57%
Sexual Assault	459	87%
Assault	3,319	93%
Abduction	69	100%
Robbery	101	52%
Other Crimes Against a Person	1,217	86%
Total Violent Crimes	5,185	90%
Arson	138	20%
Break & Enter	3,429	18%
Theft > \$5000	1,247	17%
Theft < \$5000	8,031	15%
Have Stolen Goods	430	88%
Fraud	1,086	42%
Mischief	7,215	12%
Total Property Crimes	21,576	17%
Offensive Weapons	260	68%
Other CC (Ex. Traffic)	3,809	64%
Total Criminal Code	4,069	36%
TOTAL CRIMINAL CODE	30,830	36%
Possession	1,272	86%
Trafficking	494	50%
Importation & Production	270	26%
TOTAL DRUGS	2,036	69%
OTHER FEDERAL STATUTES	292	89%
TOTAL OFFENCES	33,158	38%



RESULTS DRIVEN POLICING/ORGANIZATIONAL CHART

The fundamental elements of policing in the 21st century – adequacy, effectiveness, efficiency, accountability and transparency – have fused into the OPP’s high-performance initiative known as Results Driven Policing or RDP.

In keeping with organizational commitments to front-line policing and excellence in serving the citizens of Ontario, the OPP is implementing the accountability framework so its officers can ensure their efforts are making a difference.

RDP, modeled around a proven system that is credited with dramatic decreases in crime and victimization levels across the United States and Australia, is a relatively new concept to Canada. Initiated by Commissioner Julian Fantino in November, 2006, RDP aims to improve community safety through targeted crime reduction, traffic enforcement and increased support for field and front-line service delivery.

Fundamentally, RDP establishes responsibility for producing crime reduction and traffic law enforcement results, and accountability for increasing public safety and community confidence in front-line policing.

Initially RDP will change how OPP officers and civilian employees address public safety issues, how resources are allocated to meet these identified issues and how the merging of technology and statistical analysis results in front-line policing benefits.

For example, RDP reports identify a significant increase to car thefts in certain areas that fall under the jurisdiction of several OPP detachments. A criminal analyst at the regional level studies the overall situation while officers from the various detachments review the specific occurrences. Once potential causes are identified, a strategic crime plan is developed and implemented to counter the trend.

Finally the most critical step in the proactive RDP process – the reporting of results and repeated evaluations until success is achieved.

