



HEY KIDS! YOU COULD WIN
A HOME COMPUTER SYSTEM

NAME _____

ADDRESS _____

CITY/TOWN _____ PROVINCE _____

POSTAL CODE _____ PHONE _____ AGE _____

PARENT/GUARDIAN SIGNATURE _____

YOUR SCHOOL _____ YOUR TEACHER _____

Skill Testing Question: $30 - (9 + 2) =$ _____

Here's what you can do:

- Complete the fire safety skills activities on this worksheet.
- Fill out the entry form and return to your classroom teacher before October 22, 2007.
- Enter the name of your teacher and your school in the space provided so they may win a special prize too!



Fire and Burn Safety Hazards

Can you find them?



2 List three hazards and tell the family what they need to do to make it safe.

1. _____

2. _____

3. _____

Know What to Do

If your clothes catch on fire...



STOP



DROP



ROLL

Go online for More Fun with Fire Safety!

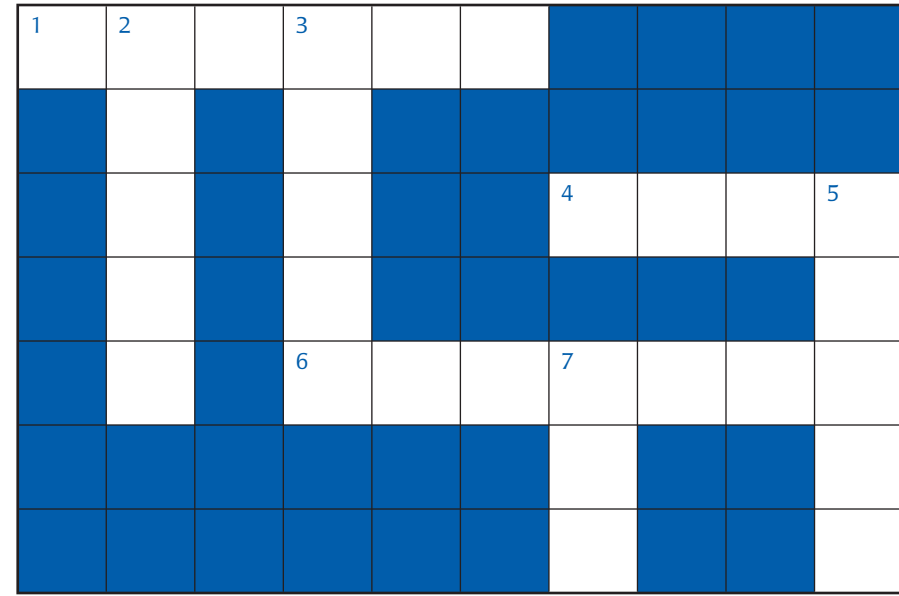


- www.nfpa.org
- www.sparky.org
- www.safety-council.org
- www.safekidscanada.ca



Be Fire Smart

Do you and your family know what to do in case of a fire?



Across

- Every family needs an _____ plan.
- Practise your escape _____.
- Choose a family _____ place.

Down

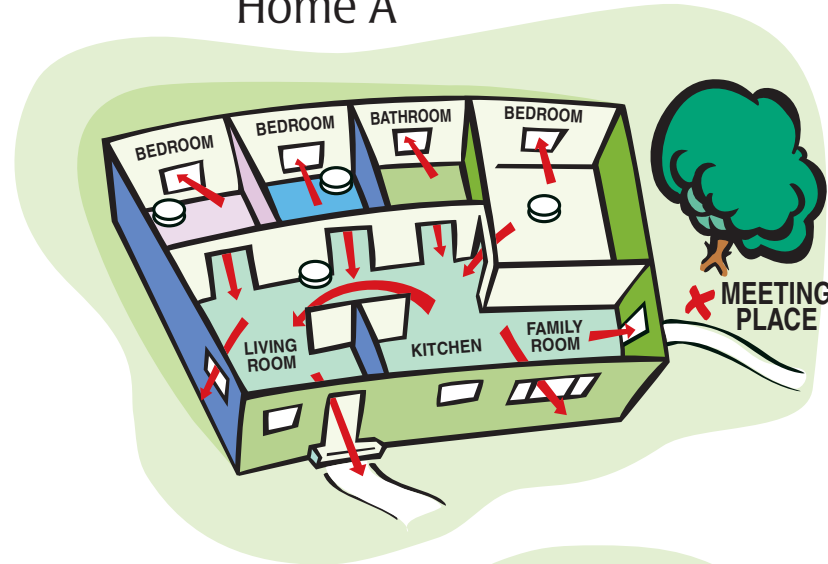
- _____ alarms save lives.
- Test your smoke _____ every month.
- A fire can happen in the day or _____.
- Know _____ ways out of every room.

Answers
Down: smoke, alarm, night, two
Across: escape, plan, meeting


Practise Your Home Escape Plan

Home A has a great plan for a safe escape.
Home B needs your help! Draw in what is missing.

Home A




Home B



Get Low and Go

If you must escape through smoke, get low and go under the smoke to safety.



Remember, if you must escape through smoke, get low under the smoke where air is cooler and cleaner. Unscramble the words below so you will get out safely.

T E G O L W D R N U E K O M E S

Find the hidden words.


ALARM
ESCAPE
SMOKE
PLAN
DRILL
EXIT
PRACTISE
MEETING

E	O	E	N	D	R	I	L	L	P
S	L	S	A	M	A	P	O	D	R
C	L	M	L	J	E	U	A	R	A
A	M	O	A	R	P	L	A	N	C
P	V	K	R	F	T	N	G	E	T
E	Y	E	M	Z	A	I	U	W	I
O	E	X	I	T	H	I	B	N	S
E	U	M	E	E	T	I	N	G	E

Smoke Alarms

Test Yours!

Test the smoke alarms in your home every month. Draw a line along the correct path to test all three smoke alarms in this maze.



Remember...



- Smoke alarms save lives, but only if they are working!
- To make sure they are working, test them once a month.
- To test smoke alarms, push the test button. Alarm should sound in 20 seconds.
- Replace smoke alarm batteries once a year or as needed.
- Replace smoke alarms older than 10 years with new ones.
- Make sure your whole family knows what to do when the smoke alarm sounds!
- On a floor plan of your home, draw the escape route in case of a fire.
- Practise your escape plan with the family twice a year.

Home Inspection Checklist


Get together with your family and make sure your home is fire safe!

- Is there a working smoke alarm on every level of your home and outside of each sleeping area?
- Have your smoke alarms been tested within the last month to make sure they are working?
- Have the batteries in your smoke alarms been changed in the last year?
- Does your family have a home escape plan?
- Have you practised your home escape plan in the last six months?

Parent/Guardian Signature _____

Student Signature _____

Date _____



REPLACE SMOKE ALARM BATTERIES ONCE A YEAR OR AS NEEDED