



**Government of  
Saskatchewan**

**Saskatchewan Health**

Health Information Solutions Centre

# **Covered Population 2004**



## *2004 Covered Population*

### Table of Contents

<u>Content</u>	<u>Page Number</u>	<u>Content</u>	<u>Page Number</u>
Notice to Readers and Methodology	1	<b>Appendix 1</b>	
Map of Regional Health Authorities and Rural Municipalities	4	Reserve Numbers and Residence Codes for Saskatchewan Registered Indian Persons	141
Map of Regional Health Authorities	5	Meadow Lake Zone (Northwest)	141
Population of the Province of Saskatchewan 1968-2003	6	Prince Albert Zone (North Central)	142
Alphabetical Listing of Reserves, Cities, Towns and Villages	7	Fort Qu'Appelle Zone (South)	143
Numerical Listing of Reserves, Cities, Towns and Villages	21	Saskatchewan Registered Indian Persons by First Nations Residence Code, Sex and Age Group	145
<b>Covered Population Tables by Residence Type:</b>		<b>Appendix 2</b>	
Residence Type, Sex and Age Group	35	Summary of Split Rural Municipalities by Sex and Age Group	153
Residence Type and Size of Family Group	36		
Residence Type and Age	37		
<b>Covered Population Tables by Regional Health Authority:</b>			
Summary of All Regional Health Authorities by Sex and Age Group	43		
1 Sun Country Regional Health Authority	45		
2 Five Hills Regional Health Authority	56		
3 Cypress Regional Health Authority	64		
4 Regina Qu'Appelle Regional Health Authority	72		
5 Sunrise Regional Health Authority	84		
6 Saskatoon Regional Health Authority	93		
7 Heartland Regional Health Authority	105		
8 Kelsey Trail Regional Health Authority	116		
9 Prince Albert Parkland Regional Health Authority	122		
10 Prairie North Regional Health Authority	129		
11 Mamawetan Churchill River Regional Health Authority	136		
12 Keewatin Yatthé Regional Health Authority	138		
13 Athabasca Health Authority	140		



## ***2004 Covered Population*** **Notice to Readers and Methodology**

### *INTRODUCTION*

As in previous years, the 2004 Covered Population is based on eligibility for health insurance benefits in Saskatchewan. All residents of Saskatchewan are included except: (a) members of the Canadian Armed Forces, members of the Royal Canadian Mounted Police, and inmates of federal prisons, all of whom are covered by the federal government; and (b) people not yet meeting the residency requirement (coverage begins on the first day of the third calendar month following their move to Saskatchewan). Saskatchewan residents moving elsewhere remain eligible for coverage for the same period, and anyone whose coverage extends through June (i.e. who left the province April 1<sup>st</sup> or later) is included in the report. In the case of death, people who had coverage any time in June are included.

Age distribution is calculated as of June 30<sup>th</sup>. People born in the period from July 2003 to June 2004 are recorded in the under one (<1) age group. People born between July 1999 and June 2003 comprise the 1 to 4 age group, and so on.

### *CHANGES IN FORMAT*

Prior to 1998, population data were presented in ascending residence code order (please see the following page for a description of residence codes).

Reports for 1998 to 2001 grouped residence codes into health districts. In 2002, the Covered Population report grouped health districts by regional health authority, and summary tables of the total population of both health districts and regional health authorities were provided. (The names of the new regional health authorities were not available at the time of preparation of the report.) This year, the report groups residence codes by regional health authority. To assist readers in looking up residence codes, the report includes alphabetical and numerical listings of reserves, cities, towns, and villages, giving the regional health authority (RHA) and the page number on which the residence code appears.

Some rural municipalities (RMs) fall into more than one RHA. When this occurs, the RM is apportioned among RHAs (please see the following page for an explanation of apportioning). In RHA-specific tables, the RHA's share of each split RM is indicated in parentheses. For example, the table for Sun Country Regional Health Authority shows: 012 10 RM Poplar Valley (35%), indicating that thirty five percent of the RM is located in Sun Country. The table for Five Hills Regional Health Authority shows the balance: 012 10 RM Poplar Valley (65%). To assist in comparison with previous reports, total populations of split RMs are provided in Appendix 2.

Please note that apportioning results in fractional numbers. Fractional parts are not displayed, and numbers may not add to totals because each is rounded independently.

### *CHANGES IN CONTENT*

The 1998 Covered Population book introduced a change in the method of reporting Registered Indian populations (a "Registered Indian" is a person who is registered under Section 6 of *The Indian Act* and who has been assigned a ten digit number in the Indian Registry). In past reports, all Registered Indian persons were included under the summary category "Reserves", and the populations reported under the residence code of each band were based on Registered Indian status and band of origin. Beginning in 1998, Registered Indian persons have been reported on the basis of place of residence. The population under "Reserves" reflects our best estimate of the Registered Indian population living on Saskatchewan reserves, with the population of individual reserves shown by regional health authority (please see the following page for an explanation of residence code assignment to Registered Indian persons). To assist in comparison with previous reports, population by First Nation of origin (regardless of place of residence) is given in Appendix 1.

In the past, distribution of the non-Registered Indian Covered Population into residence codes was based on mailing/correspondence address. Current distribution is based, as much as possible, on residence address.

Several changes to Saskatchewan Health's residence codes have been made since June 30, 2003. Several residence codes for villages have been dissolved and their populations are counted under their respective rural municipality in the 2004 Covered Population report. The village of Piapot (110 53) has dissolved into the rural municipality of Piapot (110 10), the village of Benson (035 50) has dissolved into the rural municipality of Benson (035 10), the village of Insinger (275 51) has dissolved into the rural municipality of Insinger (275 10), the village of Birsay (255 50) has dissolved into the rural municipality of Coteau (255 10), and the village of Vawn (469 54) has dissolved into the rural municipality of Turtle River (469 10). The rural municipality of Kutawa (278 10) has incorporated into the rural municipality of Mount Hope (279 10). As a result, the rescodes for communities within the rural municipality of Kutawa were also changed to reflect the incorporation; these are the town of Raymore (279 30), the village of Punnichy (279 51) and the village of Quinton (279 53).

---

### **Please address inquiries to:**

Health Information Solutions Centre  
Saskatchewan Health  
3475 Albert Street  
Regina, Saskatchewan  
S4S 6X6

(306) 787-3260 telephone  
(306) 787-7589 fax  
infoprod@health.gov.sk.ca

## *2004 Covered Population*

### **Notice to Readers and Methodology**

#### *SOURCE FILE*

The 2004 Covered Population was run using the Person Registry System (PRS). The design of the PRS provides flexibility to collect information on multiple addresses and to distinguish between residence and correspondence addresses. The residence code carried on the PRS is assigned based on the following hierarchy:

1. land location (e.g. NW ¼ Section 1, Township 8, Range 7, West of 2<sup>nd</sup> Meridian),
2. residence address (which may or may not also be a correspondence address), and
3. correspondence address.

#### *RESIDENCE CODES*

A residence code is a 5 digit numeric code which uniquely identifies each city, town, village, rural municipality (RM) and First Nation in Saskatchewan.

For RMs, cities, towns and villages (except northern villages), the first 3 digits of the code are the community's RM number. RMs are numbered, for the most part sequentially, from east to west and south to north (please see Map of Health Districts and Rural Municipalities, page 4). These numbers range from 001 through 622. The RM itself is always assigned a fourth and fifth digit of 10. Cities are assigned numbers in the 20s, towns in the 30s, and villages in the 50s and 60s. For example, the RM of Orkney (244) is assigned residence code 244 10, the City of Yorkton 244 27, the Town of Springside 244 30, and the Villages of Ebenezer and Willowbrook 244 51 and 244 61 respectively.

Outside the RM structure, residence codes beginning with 7 are assigned to First Nations. The fourth and fifth digits of these codes refer to their zone, designated by Indian and Northern Affairs Canada (please see Appendix 1). It is important to note that residence codes are assigned to uniquely identify First Nations, not reserves. Where a First Nation has more than one parcel of land, these cannot be distinguished from each other under the current residence code system. This creates difficulty, especially where a First Nation's land holdings fall into more than one regional health authority. A correction was able to be made in the case of the Montreal Lake Cree Nation (please see below).

There is no RM structure in northern Saskatchewan. Northern communities are grouped into five broad geographic areas and assigned residence codes beginning with 801 through 805. Northern villages are assigned fourth and fifth digits in the 70s.

#### *APPORTIONING*

The boundaries of rural municipalities and regional health authorities are not coterminous. In rural areas, the rural municipality is the smallest geographic unit about which information is collected. This means that they can only be apportioned across RHAs instead of being assigned to a specific RHA, as is done with cities, towns and villages. Where an RM crosses regional health authority boundaries, the RM's population is divided among RHAs in proportion to the RM's land area. In the absence of any additional

information about the distribution of population within the RM, every five-year age and sex group is apportioned this way. Please see Appendix 2 for a list of split RMs and page 4 for a map showing their locations.

#### *RESIDENCE CODE ASSIGNMENT TO REGISTERED INDIAN PERSONS*

Historically, Registered Indian persons have been assigned to residence codes based on band affiliation rather than place of residence. For example, all Saskatchewan beneficiaries whose band of origin is the Cowessess First Nation were assigned to residence code 733 84. As a result, the population shown for this residence code included people living elsewhere in the province, but excluded reserve residents not originally belonging to that band.

Many of these residence codes have now been corrected on the PRS, and this year's methodology retains any residence code indicating residence on reserve. With the exception of Montreal Lake (please see the following page), no further refinement was done for northern Saskatchewan (Mamawetan Churchill River Regional Health Authority, Keewatin Yatthé Regional Health Authority, and Athabasca Health Authority), since it is difficult to distinguish reserves from northern villages. In the southern 10 regions, further analysis resulted in some reassignment of residence codes for Registered Indian persons with a PRS residence code below 700 00 or with residence code 799 84 (a code assigned to Registered Indian persons who are Saskatchewan beneficiaries, but whose band of origin is outside the province). For each reserve, at least one postal code was identified as the reserve's primary mailing address. Regardless of band of origin, any Registered Indian person using this postal code was counted in the population of the reserve identified with the same code. Records without a postal code default to the residence code recorded on the Person Registry System. Where a reserve is close to an urban community, this methodology may overestimate the population of reserves in southern Saskatchewan. Estimates will improve in the future as better source data are collected.

Beginning with the 2002 Covered Population report, an additional postal code has been identified as a mailing address for Flying Dust First Nation (740 80) resulting in an increased, but more accurate on-reserve population estimate than in previous years.

***2004 Covered Population***  
**Notice to Readers and Methodology**

***EXCEPTION: MONTREAL LAKE***

The Montreal Lake Cree Nation has land holdings in both Mamawetan Churchill River and Prince Albert regional health authorities. Although all Montreal Lake on-reserve residents are identified by a single residence code (726 82), people living on the two reserves use different postal codes. In this case, we are able to use postal code information to augment residence information in order to allocate individuals to the correct regional health authority. Montreal Lake on-reserve residents not having a postal code on the Person Registry are assigned to these regional health authorities in the same proportion as residents with postal codes. In 2003, all Montreal Lake on-reserve residents were assigned to a specific regional health authority. Please note that although Montreal Lake appears in the tables in the same way as a split RM, proportions are calculated based on population rather than land area, and vary by five-year age and sex group.

***KNOWN LIMITATIONS***

Cases where the correspondence address is different from the residence address, and only the correspondence address is available can result in inaccuracies in the distribution of the Covered Population at the residence code level.

If a person resides in a rural municipality, picks up their mail in a village, town or city, and only provides Saskatchewan Health with a correspondence address, that person will be assigned the residence code for the village, town, or city, rather than for the rural municipality. This is probably the reason that the Covered Population of 189 10 RM Lumsden is lower than the 2001 Statistics Canada census count, but the Covered Populations of 189 30 Lumsden and 189 31 Regina Beach are higher than the 2001 Statistics Canada census counts, for example.

If a person resides in a small village, picks up their mail in a larger centre, and only provides Saskatchewan Health with a correspondence address, that person will be assigned the residence code for the larger centre rather than the village where they reside. This is the most likely cause for the Covered Population of 159 50 Grand Coulee and 312 51 Manitou Beach being lower than the 2001 Statistics Canada census counts, for example.

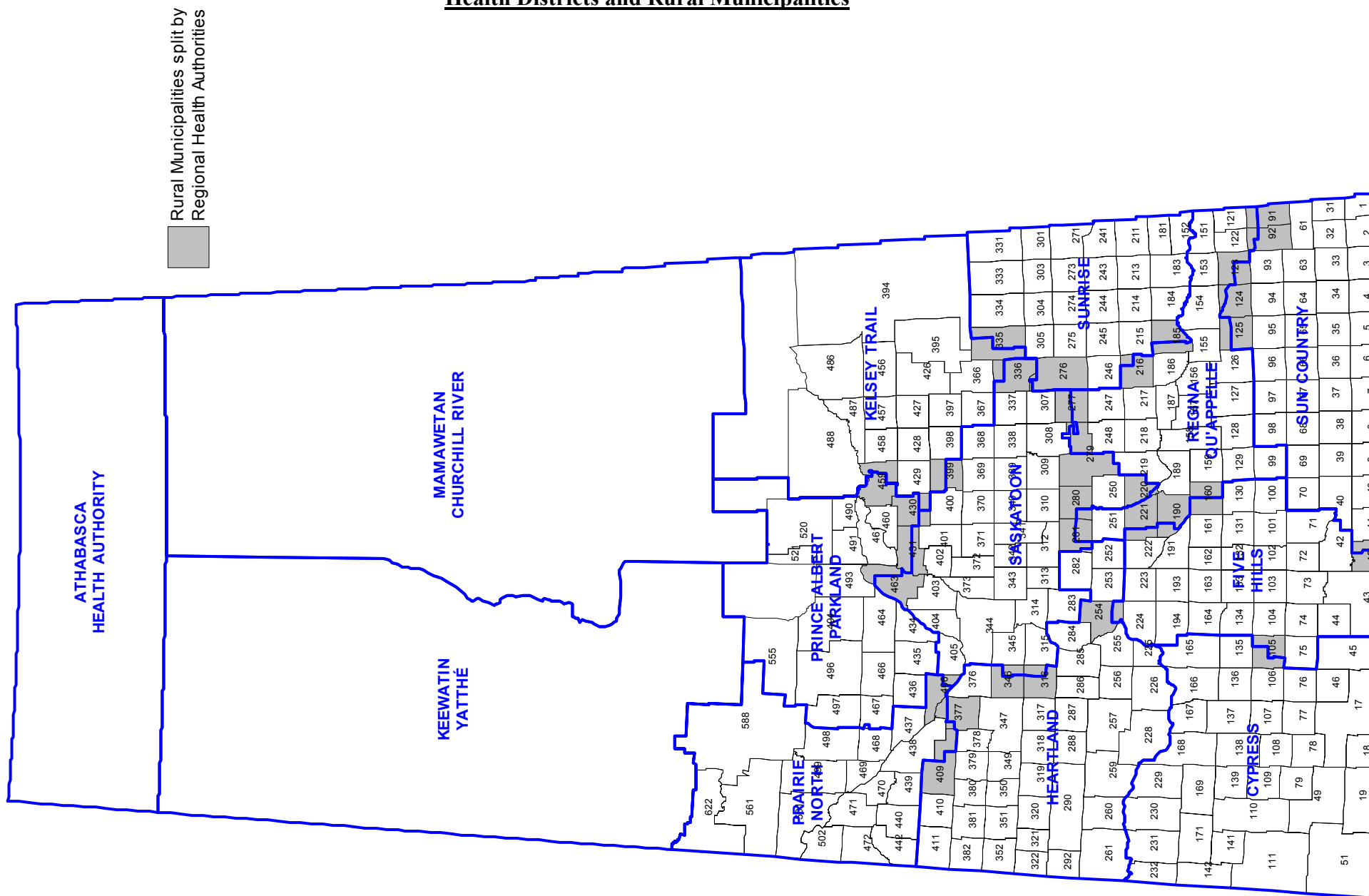
In some northern Saskatchewan communities, such as 801 73 Stony Rapids, 802 71 Dillon, 802 73 Turnor Lake, 803 75 Patuanak, 804 30 La Ronge, 804 70 Air Ronge, 804 73 Southend, 804 74 Stanley Mission, 804 75 Timber Bay, 805 70 Cumberland House, and 805 72 Pelican Narrows, that have surrounding reserves, it is difficult to assign an accurate residence code with only correspondence address information. At present, no reallocation of Registered Indian persons in northern Saskatchewan is done because of the difficulty in distinguishing reserves from northern towns and villages. As a result, the Covered Population

tends to overestimate the population of these towns and villages and underestimate the population of the surrounding reserves.

In all of these cases, the accuracy of the Covered Population report can be improved if more residence address information is collected and recorded.

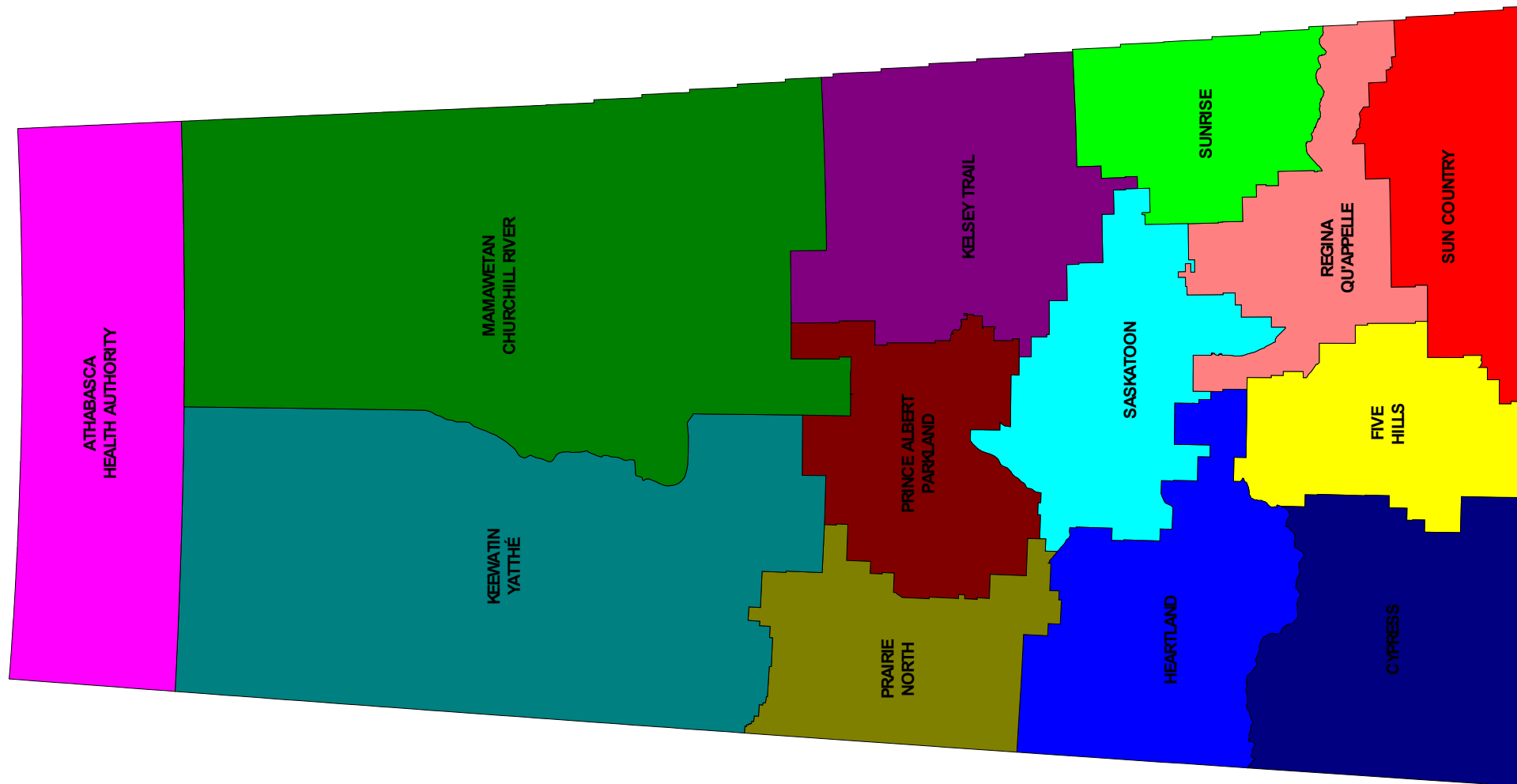
2002 was a health card renewal year. Through the renewal process, the provincial health registry was updated and persons who ceased to be eligible for Saskatchewan Health coverage were removed from the list of beneficiaries. This is the main reason for the decrease of 17,074 in the Covered Population from 2002 to 2003. Similar decreases have been observed following previous health card renewal years as is demonstrated by the information on page 6. The Covered Population figures have been closest to Statistics Canada population estimates in the years following a health card renewal (i.e. 1994, 1997, 2000, and 2003).

## 2004 Covered Population Health Districts and Rural Municipalities

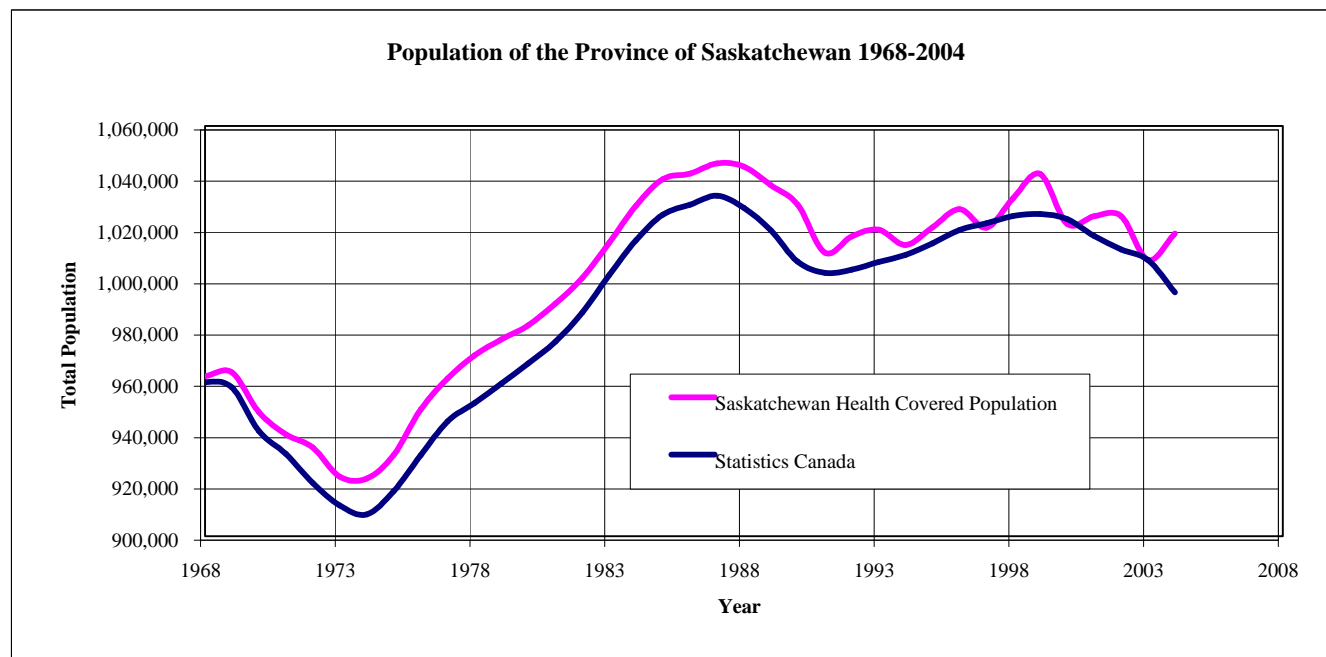




*2004 Covered Population*  
**Regional Health Authorities**



**2004 Covered Population**  
**Population of the Province of Saskatchewan 1968-2004**



**Covered Population in Health Card Renewal Years**

<b>1993</b>	1,019,566		
<b>1994</b>	1,013,584		
<b>1994-1993</b>	<b>-5,982</b>	<b>-0.6%</b>	
<b>1996</b>	1,027,551		
<b>1997</b>	1,020,351		
<b>1997-1996</b>	<b>-7,200</b>	<b>-0.7%</b>	
<b>1999</b>	1,041,256		
<b>2000</b>	1,021,762		
<b>2000-1999</b>	<b>-19,494</b>	<b>-1.9%</b>	
<b>2002</b>	1,024,827		
<b>2003</b>	1,007,753		
<b>2003-2002</b>	<b>-17,074</b>	<b>-1.7%</b>	

**Data Sources:**

**Statistics Canada:**

- 1968-1970** Population 1921-1971, Revised Annual Estimates of Population, by Sex and Age Group, Canada and the Provinces Catalogue no. 91-512.
- 1971-2000** Annual Demographic Statistics 2000 Catalogue no. 91-213-XPB
- 2001** Estimate for July 1, 2001
- 2002** Estimate for July 1, 2002
- 2003** Preliminary postcensal estimate for April 1, 2003
- 2004** Preliminary postcensal estimate for April 1, 2004

**Saskatchewan Health Covered Population 1968-2004**

**2004 Covered Population**  
**Alphabetical Listing of Reserves, Cities, Towns, and Villages**

<b>Name</b>	<b>Residence Type</b>	<b>Residence Code</b>	<b>Regional Health Authority</b>	<b>Page Number</b>
Abbey	Village	229 50	Cypress Regional Health Authority	70
Aberdeen	Town	373 30	Saskatoon Regional Health Authority	101
Abernethy	Village	186 50	Regina Qu'Appelle Regional Health Authority	77
Adanac	Village	410 50	Heartland Regional Health Authority	115
Admiral	Village	077 50	Cypress Regional Health Authority	65
Ahtahkakoop Cree Nation	Reserve	766 82	Prince Albert Parkland Regional Health Authority	127
Air Ronge	Northern Village	804 70	Mamawetan Churchill River Regional Health Authority	136
Alameda	Town	033 30	Sun Country Regional Health Authority	48
Albertville	Village	491 50	Prince Albert Parkland Regional Health Authority	125
Alida	Village	032 50	Sun Country Regional Health Authority	48
Allan	Town	343 30	Saskatoon Regional Health Authority	98
Alsask	Village	292 50	Heartland Regional Health Authority	110
Alvena	Village	402 50	Saskatoon Regional Health Authority	102
Aneroid	Village	076 50	Cypress Regional Health Authority	65
Annaheim	Village	369 50	Saskatoon Regional Health Authority	100
Antler	Village	061 50	Sun Country Regional Health Authority	50
Arborfield	Town	456 30	Kelsey Trail Regional Health Authority	119
Archerwill	Village	397 51	Kelsey Trail Regional Health Authority	117
Arcola	Town	064 30	Sun Country Regional Health Authority	51
Arran	Village	331 50	Sunrise Regional Health Authority	91
Asquith	Town	345 30	Saskatoon Regional Health Authority	99
Assiniboia	Town	072 30	Five Hills Regional Health Authority	57
Atwater	Village	183 50	Sunrise Regional Health Authority	84
Avonlea	Village	100 50	Five Hills Regional Health Authority	58
Aylesbury	Village	222 50	Five Hills Regional Health Authority	62
Aylsham	Village	487 50	Kelsey Trail Regional Health Authority	120
Balcarres	Town	186 30	Regina Qu'Appelle Regional Health Authority	77
Balgonie	Town	158 30	Regina Qu'Appelle Regional Health Authority	76
Bangor	Village	183 51	Sunrise Regional Health Authority	85
Battleford	Town	438 30	Prairie North Regional Health Authority	129
Beardy's & Okemasis	Reserve	761 82	Saskatoon Regional Health Authority	104
Beatty	Village	429 50	Kelsey Trail Regional Health Authority	119
Beauval	Northern Village	803 70	Keewatin Yatthé Regional Health Authority	138
Beechy	Village	226 51	Heartland Regional Health Authority	105
Belle Plaine	Village	160 50	Five Hills Regional Health Authority	59
Bengough	Town	040 30	Sun Country Regional Health Authority	50
Bethune	Village	190 50	Regina Qu'Appelle Regional Health Authority	78
Bienfait	Town	004 30	Sun Country Regional Health Authority	45
Big River	Town	555 30	Prince Albert Parkland Regional Health Authority	126
Big River First Nation	Reserve	767 82	Prince Albert Parkland Regional Health Authority	128
Biggar	Town	347 30	Heartland Regional Health Authority	112
Birch Hills	Town	460 30	Prince Albert Parkland Regional Health Authority	123
Birch Narrows First Nation	Reserve	745 80	Keewatin Yatthé Regional Health Authority	138

**2004 Covered Population**  
**Alphabetical Listing of Reserves, Cities, Towns, and Villages**

<b>Name</b>	<b>Residence Type</b>	<b>Residence Code</b>	<b>Regional Health Authority</b>	<b>Page Number</b>
Bjorkdale	Village	426 51	Kelsey Trail Regional Health Authority	118
Black Lake First Nation	Reserve	749 82	Athabasca Health Authority	140
Bladworth	Village	282 50	Heartland Regional Health Authority	107
Blaine Lake	Town	434 30	Prince Albert Parkland Regional Health Authority	122
Borden	Village	405 50	Saskatoon Regional Health Authority	103
Bounty	Village	285 53	Heartland Regional Health Authority	108
Bracken	Village	018 50	Cypress Regional Health Authority	64
Bradwell	Village	343 52	Saskatoon Regional Health Authority	98
Bredenbury	Town	213 30	Sunrise Regional Health Authority	86
Briercrest	Village	130 50	Five Hills Regional Health Authority	59
Broadview	Town	154 30	Regina Qu'Appelle Regional Health Authority	74
Brock	Village	290 51	Heartland Regional Health Authority	110
Broderick	Village	284 50	Heartland Regional Health Authority	108
Brownlee	Village	193 50	Five Hills Regional Health Authority	61
Bruno	Town	371 30	Saskatoon Regional Health Authority	101
B-Say-Tah	Village	187 50	Regina Qu'Appelle Regional Health Authority	77
Buchanan	Village	304 51	Sunrise Regional Health Authority	90
Buena Vista	Village	189 50	Regina Qu'Appelle Regional Health Authority	78
Buffalo Narrows	Northern Village	802 70	Keewatin Yatthé Regional Health Authority	138
Buffalo River Dene Nation	Reserve	747 80	Keewatin Yatthé Regional Health Authority	138
Bulyea	Village	220 50	Saskatoon Regional Health Authority	93
Burstall	Town	232 30	Cypress Regional Health Authority	71
Cabri	Town	168 30	Cypress Regional Health Authority	69
Cadillac	Village	077 52	Cypress Regional Health Authority	65
Calder	Village	241 50	Sunrise Regional Health Authority	87
Camsell Portage	Northern Village	801 70	Athabasca Health Authority	140
Candle Lake	Village	520 50	Prince Albert Parkland Regional Health Authority	126
Cando	Village	378 50	Heartland Regional Health Authority	114
Canoe Lake First Nation	Reserve	746 80	Keewatin Yatthé Regional Health Authority	138
Canoe Narrows	Northern Village	803 71	Keewatin Yatthé Regional Health Authority	139
Canora	Town	274 30	Sunrise Regional Health Authority	89
Canwood	Village	494 51	Prince Albert Parkland Regional Health Authority	125
Carievale	Village	001 50	Sun Country Regional Health Authority	45
Carlyle	Town	063 30	Sun Country Regional Health Authority	50
Carmichael	Village	109 50	Cypress Regional Health Authority	67
Carnduff	Town	002 30	Sun Country Regional Health Authority	45
Caronport	Village	162 50	Five Hills Regional Health Authority	60
Carragana	Village	395 50	Kelsey Trail Regional Health Authority	117
Carrot River	Town	486 30	Kelsey Trail Regional Health Authority	120
Carry the Kettle First Nation	Reserve	773 84	Regina Qu'Appelle Regional Health Authority	82
Central Butte	Town	194 30	Five Hills Regional Health Authority	61
Ceylon	Village	039 50	Sun Country Regional Health Authority	49
CFB Bushell Park	Village	161 55	Five Hills Regional Health Authority	60

**2004 Covered Population**  
**Alphabetical Listing of Reserves, Cities, Towns, and Villages**

<b>Name</b>	<b>Residence Type</b>	<b>Residence Code</b>	<b>Regional Health Authority</b>	<b>Page Number</b>
Chamberlain	Village	221 50	Five Hills Regional Health Authority	62
Chaplin	Village	164 51	Five Hills Regional Health Authority	60
Chitek Lake	Village	555 50	Prince Albert Parkland Regional Health Authority	127
Choiceland	Town	488 30	Kelsey Trail Regional Health Authority	120
Christopher Lake	Village	521 51	Prince Albert Parkland Regional Health Authority	126
Churchbridge	Town	211 30	Sunrise Regional Health Authority	86
Clavet	Village	343 50	Saskatoon Regional Health Authority	98
Clearwater River Dene Nation	Reserve	748 80	Keewatin Yatthé Regional Health Authority	138
Climax	Village	018 52	Cypress Regional Health Authority	64
Cochin	Village	468 50	Prairie North Regional Health Authority	130
Coderre	Village	133 51	Five Hills Regional Health Authority	59
Codette	Village	487 51	Kelsey Trail Regional Health Authority	120
Coleville	Village	320 52	Heartland Regional Health Authority	111
Colgate	Village	037 50	Sun Country Regional Health Authority	49
Colonsay	Town	342 30	Saskatoon Regional Health Authority	98
Conquest	Village	285 55	Heartland Regional Health Authority	108
Consul	Village	051 50	Cypress Regional Health Authority	65
Coronach	Town	011 30	Sun Country Regional Health Authority	47
Cote First Nation 366	Reserve	735 84	Sunrise Regional Health Authority	92
Cowessess First Nation	Reserve	733 84	Regina Qu'Appelle Regional Health Authority	82
Craik	Town	222 30	Five Hills Regional Health Authority	62
Craven	Village	219 53	Regina Qu'Appelle Regional Health Authority	79
Creelman	Village	096 54	Sun Country Regional Health Authority	53
Creighton	Town	805 30	Mamawetan Churchill River Regional Health Authority	137
Cudworth	Town	401 31	Saskatoon Regional Health Authority	102
Cumberland House	Northern Village	805 70	Kelsey Trail Regional Health Authority	121
Cumberland House Cree Nation	Reserve	725 82	Kelsey Trail Regional Health Authority	121
Cupar	Town	218 30	Regina Qu'Appelle Regional Health Authority	79
Cut Knife	Town	439 30	Prairie North Regional Health Authority	130
Dafoe	Village	308 52	Saskatoon Regional Health Authority	95
Dalmeny	Town	344 33	Saskatoon Regional Health Authority	99
Davidson	Town	252 30	Heartland Regional Health Authority	105
Day Star First Nation	Reserve	783 84	Regina Qu'Appelle Regional Health Authority	83
Debden	Village	494 52	Prince Albert Parkland Regional Health Authority	125
Delisle	Town	345 31	Saskatoon Regional Health Authority	99
Denare Beach	Northern Village	805 71	Mamawetan Churchill River Regional Health Authority	137
Denholm	Village	406 50	Prairie North Regional Health Authority	129
Denzil	Village	382 51	Heartland Regional Health Authority	114
Dilke	Village	221 51	Regina Qu'Appelle Regional Health Authority	80
Dillon	Northern Village	802 71	Keewatin Yatthé Regional Health Authority	138
Dinsmore	Village	286 50	Heartland Regional Health Authority	109
Disley	Village	189 54	Regina Qu'Appelle Regional Health Authority	78
Dodsland	Village	319 53	Heartland Regional Health Authority	111

**2004 Covered Population**  
**Alphabetical Listing of Reserves, Cities, Towns, and Villages**

<b>Name</b>	<b>Residence Type</b>	<b>Residence Code</b>	<b>Regional Health Authority</b>	<b>Page Number</b>
Domremy	Village	431 50	Saskatoon Regional Health Authority	104
Dore Lake	Northern Village	803 72	Keewatin Yatthé Regional Health Authority	139
Dorintosh	Village	588 50	Prairie North Regional Health Authority	133
Drake	Village	310 51	Saskatoon Regional Health Authority	95
Drinkwater	Village	130 51	Five Hills Regional Health Authority	59
Dubuc	Village	184 50	Sunrise Regional Health Authority	85
Duck Lake	Town	463 30	Saskatoon Regional Health Authority	104
Duff	Village	215 52	Sunrise Regional Health Authority	86
Dundurn	Town	314 30	Saskatoon Regional Health Authority	96
Duval	Village	250 52	Saskatoon Regional Health Authority	93
Dysart	Village	217 50	Regina Qu'Appelle Regional Health Authority	79
Earl Grey	Village	219 51	Regina Qu'Appelle Regional Health Authority	79
Eastend	Town	049 30	Cypress Regional Health Authority	65
Eatonia	Town	261 30	Heartland Regional Health Authority	107
Ebenezer	Village	244 51	Sunrise Regional Health Authority	88
Edam	Village	469 51	Prairie North Regional Health Authority	131
Edenwold	Village	158 51	Regina Qu'Appelle Regional Health Authority	76
Elbow	Village	254 50	Five Hills Regional Health Authority	63
Elfros	Village	307 50	Saskatoon Regional Health Authority	94
Elrose	Town	257 30	Heartland Regional Health Authority	106
Elstow	Village	343 55	Saskatoon Regional Health Authority	98
Endeavour	Village	334 50	Sunrise Regional Health Authority	91
Englefeld	Village	369 51	Saskatoon Regional Health Authority	100
English River First Nation	Reserve	751 80	Keewatin Yatthé Regional Health Authority	138
Ernfold	Village	165 50	Cypress Regional Health Authority	69
Esterhazy	Town	183 30	Sunrise Regional Health Authority	84
Estevan	City	005 28	Sun Country Regional Health Authority	46
Eston	Town	259 30	Heartland Regional Health Authority	107
Evesham	Village	382 52	Heartland Regional Health Authority	115
Eyebrow	Village	193 53	Five Hills Regional Health Authority	61
Fairlight	Village	091 50	Sun Country Regional Health Authority	52
Fenwood	Village	215 54	Sunrise Regional Health Authority	86
Fife Lake	Village	012 53	Sun Country Regional Health Authority	47
Fillmore	Village	096 55	Sun Country Regional Health Authority	53
Findlater	Village	190 51	Regina Qu'Appelle Regional Health Authority	78
Fishing Lake First Nation	Reserve	786 84	Saskatoon Regional Health Authority	104
Flaxcombe	Village	290 50	Heartland Regional Health Authority	110
Fleming	Town	121 30	Regina Qu'Appelle Regional Health Authority	72
Flin Flon Creighton Unorg	Northern Village	805 75	Mamawetan Churchill River Regional Health Authority	137
Flying Dust First Nation	Reserve	740 80	Prairie North Regional Health Authority	135
Foam Lake	Town	276 30	Sunrise Regional Health Authority	90
Fond Du Lac	Northern Village	801 72	Athabasca Health Authority	140
Fond du Lac Denesuline First Nation	Reserve	750 82	Athabasca Health Authority	140

**2004 Covered Population**  
**Alphabetical Listing of Reserves, Cities, Towns, and Villages**

<b>Name</b>	<b>Residence Type</b>	<b>Residence Code</b>	<b>Regional Health Authority</b>	<b>Page Number</b>
Forget	Village	065 51	Sun Country Regional Health Authority	51
Fort Qu'Appelle	Town	187 30	Regina Qu'Appelle Regional Health Authority	77
Fort San	Village	187 51	Regina Qu'Appelle Regional Health Authority	77
Fosston	Village	367 50	Kelsey Trail Regional Health Authority	116
Fox Valley	Village	171 50	Cypress Regional Health Authority	70
Francis	Town	127 30	Regina Qu'Appelle Regional Health Authority	73
Frobisher	Village	004 52	Sun Country Regional Health Authority	46
Frontier	Village	019 50	Cypress Regional Health Authority	64
Gainsborough	Village	001 52	Sun Country Regional Health Authority	45
Gerald	Village	152 52	Sunrise Regional Health Authority	84
Girvin	Village	252 50	Heartland Regional Health Authority	105
Gladmar	Village	009 51	Sun Country Regional Health Authority	47
Glaslyn	Village	498 52	Prairie North Regional Health Authority	132
Glen Ewen	Village	003 52	Sun Country Regional Health Authority	45
Glenavon	Village	125 53	Sun Country Regional Health Authority	54
Glenside	Village	284 51	Heartland Regional Health Authority	108
Glentworth	Village	044 51	Five Hills Regional Health Authority	56
Glidden	Village	260 51	Heartland Regional Health Authority	107
Golden Prairie	Village	141 51	Cypress Regional Health Authority	68
Goodeve	Village	215 55	Sunrise Regional Health Authority	87
Goodsoil	Village	622 50	Prairie North Regional Health Authority	133
Goodwater	Village	037 51	Sun Country Regional Health Authority	49
Gordon First Nation	Reserve	781 84	Regina Qu'Appelle Regional Health Authority	83
Govan	Town	250 30	Saskatoon Regional Health Authority	93
Grand Coulee	Village	159 50	Regina Qu'Appelle Regional Health Authority	76
Gravelbourg	Town	104 30	Five Hills Regional Health Authority	58
Grayson	Village	184 51	Sunrise Regional Health Authority	85
Green Lake	Northern Village	803 73	Keewatin Yatthé Regional Health Authority	139
Grenfell	Town	154 31	Regina Qu'Appelle Regional Health Authority	75
Guernsey	Village	310 52	Saskatoon Regional Health Authority	95
Gull Lake	Town	139 30	Cypress Regional Health Authority	68
Hafford	Town	435 30	Prince Albert Parkland Regional Health Authority	122
Hague	Town	403 31	Saskatoon Regional Health Authority	103
Halbrite	Village	036 53	Sun Country Regional Health Authority	49
Handel	Village	349 50	Heartland Regional Health Authority	112
Hanley	Town	283 30	Saskatoon Regional Health Authority	94
Hardy	Village	039 51	Sun Country Regional Health Authority	50
Harris	Village	316 52	Heartland Regional Health Authority	110
Hatchet Lake Nation	Reserve	728 82	Mamawetan Churchill River Regional Health Authority	136
Hawarden	Village	254 51	Heartland Regional Health Authority	106
Hazenmore	Village	075 52	Five Hills Regional Health Authority	57
Hazlet	Village	169 50	Cypress Regional Health Authority	70
Hepburn	Village	404 50	Saskatoon Regional Health Authority	103

**2004 Covered Population**  
**Alphabetical Listing of Reserves, Cities, Towns, and Villages**

<b>Name</b>	<b>Residence Type</b>	<b>Residence Code</b>	<b>Regional Health Authority</b>	<b>Page Number</b>
Herbert	Town	165 30	Cypress Regional Health Authority	69
Herschel	Village	318 54	Heartland Regional Health Authority	111
Heward	Village	065 53	Sun Country Regional Health Authority	51
Hodgeville	Village	135 53	Cypress Regional Health Authority	67
Holdfast	Village	221 52	Regina Qu'Appelle Regional Health Authority	80
Hubbard	Village	246 53	Sunrise Regional Health Authority	88
Hudson Bay	Town	394 30	Kelsey Trail Regional Health Authority	116
Humboldt	City	370 20	Saskatoon Regional Health Authority	101
Hyas	Village	333 53	Sunrise Regional Health Authority	91
Ile a la Crosse	Northern Village	803 74	Keewatin Yatthé Regional Health Authority	139
Imperial	Town	251 30	Regina Qu'Appelle Regional Health Authority	81
Indian Head	Town	156 30	Regina Qu'Appelle Regional Health Authority	75
Invermay	Village	305 53	Sunrise Regional Health Authority	90
Island Lake First Nation	Reserve	743 80	Prairie North Regional Health Authority	135
Ituna	Town	246 30	Sunrise Regional Health Authority	88
James Smith Cree Nation	Reserve	763 82	Prince Albert Parkland Regional Health Authority	127
Jansen	Village	309 52	Saskatoon Regional Health Authority	95
Jedburgh	Village	245 54	Sunrise Regional Health Authority	88
Joseph Bighead First Nation	Reserve	744 80	Prairie North Regional Health Authority	135
Kahkewistahaw First Nation	Reserve	732 84	Regina Qu'Appelle Regional Health Authority	82
Kamsack	Town	271 30	Sunrise Regional Health Authority	88
Katepwa Beach	Village	186 51	Regina Qu'Appelle Regional Health Authority	77
Kawacatoose First Nation	Reserve	782 84	Regina Qu'Appelle Regional Health Authority	83
Keeler	Village	191 50	Five Hills Regional Health Authority	61
Keeseekoose First Nation	Reserve	736 84	Sunrise Regional Health Authority	92
Kelfield	Village	349 51	Heartland Regional Health Authority	112
Kelliher	Village	247 51	Regina Qu'Appelle Regional Health Authority	80
Kelvington	Town	366 30	Kelsey Trail Regional Health Authority	116
Kenaston	Village	282 51	Heartland Regional Health Authority	108
Kendal	Village	126 52	Regina Qu'Appelle Regional Health Authority	73
Kennedy	Village	093 53	Sun Country Regional Health Authority	53
Kenosee Lake	Village	093 55	Sun Country Regional Health Authority	53
Kerrobot	Town	351 30	Heartland Regional Health Authority	113
Key First Nation	Reserve	737 84	Sunrise Regional Health Authority	92
Killaly	Village	184 52	Sunrise Regional Health Authority	85
Kincaid	Village	075 53	Five Hills Regional Health Authority	57
Kindersley	Town	290 30	Heartland Regional Health Authority	109
Kinistin Saulteaux Nation	Reserve	784 84	Kelsey Trail Regional Health Authority	121
Kinistino	Town	459 30	Prince Albert Parkland Regional Health Authority	123
Kinley	Village	346 55	Heartland Regional Health Authority	112
Kipling	Town	124 30	Sun Country Regional Health Authority	54
Kisbey	Village	064 53	Sun Country Regional Health Authority	51
Krydor	Village	435 53	Prince Albert Parkland Regional Health Authority	122



**2004 Covered Population**  
**Alphabetical Listing of Reserves, Cities, Towns, and Villages**

<b>Name</b>	<b>Residence Type</b>	<b>Residence Code</b>	<b>Regional Health Authority</b>	<b>Page Number</b>
Kyle	Town	228 30	Heartland Regional Health Authority	105
La Loche	Northern Village	802 72	Keewatin Yatthé Regional Health Authority	138
La Ronge	Town	804 30	Mamawetan Churchill River Regional Health Authority	136
Lac La Ronge Indian Band	Reserve	724 82	Mamawetan Churchill River Regional Health Authority	136
Lafleche	Town	074 30	Five Hills Regional Health Authority	57
Laird	Village	404 51	Saskatoon Regional Health Authority	103
Lake Alma	Village	008 53	Sun Country Regional Health Authority	47
Lake Lenore	Village	369 52	Saskatoon Regional Health Authority	100
Lampman	Town	034 30	Sun Country Regional Health Authority	48
Lancer	Village	229 52	Cypress Regional Health Authority	70
Landis	Village	379 53	Heartland Regional Health Authority	114
Lang	Village	098 52	Sun Country Regional Health Authority	54
Langenburg	Town	181 30	Sunrise Regional Health Authority	84
Langham	Town	344 30	Saskatoon Regional Health Authority	99
Lanigan	Town	310 30	Saskatoon Regional Health Authority	95
Lashburn	Town	472 30	Prairie North Regional Health Authority	131
Leader	Town	231 30	Cypress Regional Health Authority	71
Leask	Village	464 52	Prince Albert Parkland Regional Health Authority	124
Lebret	Village	187 53	Regina Qu'Appelle Regional Health Authority	77
Lemberg	Town	185 30	Regina Qu'Appelle Regional Health Authority	77
Leoville	Village	496 53	Prince Albert Parkland Regional Health Authority	125
Leross	Village	247 52	Regina Qu'Appelle Regional Health Authority	80
Leroy	Town	339 30	Saskatoon Regional Health Authority	97
Leslie	Village	307 53	Saskatoon Regional Health Authority	94
Lestock	Village	247 53	Regina Qu'Appelle Regional Health Authority	80
Liberty	Village	251 52	Regina Qu'Appelle Regional Health Authority	81
Limerick	Village	073 55	Five Hills Regional Health Authority	57
Lintlaw	Village	335 52	Kelsey Trail Regional Health Authority	116
Lipton	Village	217 54	Regina Qu'Appelle Regional Health Authority	79
Little Black Bear First Nation	Reserve	774 84	Regina Qu'Appelle Regional Health Authority	82
Little Pine First Nation	Reserve	715 80	Prairie North Regional Health Authority	134
Lloydminster SK	City	502 29	Prairie North Regional Health Authority	133
Loon Lake	Village	561 58	Prairie North Regional Health Authority	133
Loreburn	Village	254 52	Heartland Regional Health Authority	106
Love	Village	488 56	Kelsey Trail Regional Health Authority	120
Lucky Lake	Village	225 53	Heartland Regional Health Authority	105
Lucky Man Cree Nation	Reserve	716 80	Prince Albert Parkland Regional Health Authority	127
Lumsden	Town	189 30	Regina Qu'Appelle Regional Health Authority	78
Luseland	Town	351 31	Heartland Regional Health Authority	113
Macklin	Town	382 30	Heartland Regional Health Authority	114
MacNutt	Village	211 53	Sunrise Regional Health Authority	86
Macoun	Village	036 55	Sun Country Regional Health Authority	49
Macrorie	Village	285 58	Heartland Regional Health Authority	108

**2004 Covered Population**  
**Alphabetical Listing of Reserves, Cities, Towns, and Villages**

<b>Name</b>	<b>Residence Type</b>	<b>Residence Code</b>	<b>Regional Health Authority</b>	<b>Page Number</b>
Madison	Village	260 53	Heartland Regional Health Authority	107
Maidstone	Town	471 30	Prairie North Regional Health Authority	131
Major	Village	321 51	Heartland Regional Health Authority	111
Makwa	Village	561 50	Prairie North Regional Health Authority	133
Makwa Sahgaiehcan First Nation	Reserve	742 80	Prairie North Regional Health Authority	135
Manitou Beach	Village	312 51	Saskatoon Regional Health Authority	96
Mankota	Village	045 53	Cypress Regional Health Authority	64
Manor	Village	063 54	Sun Country Regional Health Authority	50
Mantario	Village	261 56	Heartland Regional Health Authority	107
Maple Creek	Town	111 30	Cypress Regional Health Authority	67
Marcelin	Village	434 52	Prince Albert Parkland Regional Health Authority	122
Marengo	Village	292 52	Heartland Regional Health Authority	110
Margo	Village	336 52	Saskatoon Regional Health Authority	96
Markinch	Village	218 54	Regina Qu'Appelle Regional Health Authority	79
Marquis	Village	191 51	Five Hills Regional Health Authority	61
Marsden	Village	442 52	Prairie North Regional Health Authority	130
Marshall	Village	472 56	Prairie North Regional Health Authority	132
Martensville	Town	344 31	Saskatoon Regional Health Authority	99
Maryfield	Village	091 52	Sun Country Regional Health Authority	52
Maymont	Village	406 53	Prairie North Regional Health Authority	129
McLean	Village	157 50	Regina Qu'Appelle Regional Health Authority	75
McTaggart	Village	067 54	Sun Country Regional Health Authority	51
Meacham	Village	342 53	Saskatoon Regional Health Authority	98
Meadow Lake	Town	588 30	Prairie North Regional Health Authority	133
Meath Park	Village	490 54	Prince Albert Parkland Regional Health Authority	124
Medstead	Village	497 61	Prince Albert Parkland Regional Health Authority	126
Melfort	City	428 20	Kelsey Trail Regional Health Authority	118
Melville	City	214 21	Sunrise Regional Health Authority	86
Mendham	Village	231 52	Cypress Regional Health Authority	71
Meota	Village	468 54	Prairie North Regional Health Authority	130
Mervin	Village	499 54	Prairie North Regional Health Authority	132
Meyronne	Village	075 54	Five Hills Regional Health Authority	57
Midale	Town	036 30	Sun Country Regional Health Authority	49
Middle Lake	Village	400 50	Saskatoon Regional Health Authority	102
Milden	Village	286 54	Heartland Regional Health Authority	109
Milestone	Town	099 30	Regina Qu'Appelle Regional Health Authority	72
Minton	Village	009 50	Sun Country Regional Health Authority	47
Mistatim	Village	426 50	Kelsey Trail Regional Health Authority	118
Mistawasis Band	Reserve	765 82	Prince Albert Parkland Regional Health Authority	127
Montmartre	Village	126 53	Regina Qu'Appelle Regional Health Authority	73
Montreal Lake Cree Nation	Reserve	726 82	Mamawetan Churchill River Regional Health Authority	127 and 136
Moose Jaw	City	161 20	Five Hills Regional Health Authority	60
Moosomin	Town	121 31	Regina Qu'Appelle Regional Health Authority	72

**2004 Covered Population**  
**Alphabetical Listing of Reserves, Cities, Towns, and Villages**

<b>Name</b>	<b>Residence Type</b>	<b>Residence Code</b>	<b>Regional Health Authority</b>	<b>Page Number</b>
Moosomin First Nation	Reserve	717 80	Prairie North Regional Health Authority	134
Morse	Town	165 31	Cypress Regional Health Authority	69
Mortlach	Village	163 51	Five Hills Regional Health Authority	60
Mosquito/Grizzly Bear's Head/Lean Man First Nation	Reserve	714 80	Prairie North Regional Health Authority	134
Mossbank	Town	102 30	Five Hills Regional Health Authority	58
Muenster	Village	369 53	Saskatoon Regional Health Authority	100
Muscowpetung First Nation	Reserve	771 84	Regina Qu'Appelle Regional Health Authority	82
Muskeg Lake Cree Nation	Reserve	764 82	Prince Albert Parkland Regional Health Authority	127
Muskoday First Nation	Reserve	762 82	Prince Albert Parkland Regional Health Authority	127
Muskowekwan First Nation	Reserve	780 84	Regina Qu'Appelle Regional Health Authority	83
Naicam	Town	398 30	Kelsey Trail Regional Health Authority	117
Neilburg	Village	440 57	Prairie North Regional Health Authority	130
Nekaneet First Nation	Reserve	757 84	Cypress Regional Health Authority	71
Netherhill	Village	290 52	Heartland Regional Health Authority	110
Neudorf	Village	185 53	Sunrise Regional Health Authority	85
Neville	Village	106 51	Cypress Regional Health Authority	66
Nipawin	Town	487 30	Kelsey Trail Regional Health Authority	120
Nokomis	Town	280 30	Saskatoon Regional Health Authority	94
Norquay	Town	333 30	Sunrise Regional Health Authority	91
North Battleford	City	437 21	Prairie North Regional Health Authority	129
North Portal	Village	004 54	Sun Country Regional Health Authority	46
Ocean Man First Nation	Reserve	700 84	Sun Country Regional Health Authority	54
Ochapowace First Nation	Reserve	731 84	Regina Qu'Appelle Regional Health Authority	82
Odessa	Village	127 51	Regina Qu'Appelle Regional Health Authority	73
Ogema	Town	070 30	Sun Country Regional Health Authority	52
Okanese First Nation	Reserve	776 84	Regina Qu'Appelle Regional Health Authority	83
One Arrow First Nation	Reserve	760 82	Saskatoon Regional Health Authority	104
Onion Lake First Nation	Reserve	719 80	Prairie North Regional Health Authority	134
Osage	Village	096 57	Sun Country Regional Health Authority	53
Osler	Town	344 34	Saskatoon Regional Health Authority	99
Outlook	Town	284 30	Heartland Regional Health Authority	108
Oxbow	Town	003 30	Sun Country Regional Health Authority	45
PA National Park	Village	461 55	Prince Albert Parkland Regional Health Authority	123
Paddockwood	Village	520 55	Prince Albert Parkland Regional Health Authority	126
Pangman	Village	069 53	Sun Country Regional Health Authority	52
Paradise Hill	Village	501 52	Prairie North Regional Health Authority	132
Parkside	Village	464 53	Prince Albert Parkland Regional Health Authority	124
Pasqua First Nation	Reserve	772 84	Regina Qu'Appelle Regional Health Authority	82
Patuanak	Northern Village	803 75	Keewatin Yatthé Regional Health Authority	139
Paynton	Village	470 53	Prairie North Regional Health Authority	131
Peepeekisis First Nation	Reserve	777 84	Regina Qu'Appelle Regional Health Authority	83
Pelican Lake First Nation	Reserve	768 82	Prince Albert Parkland Regional Health Authority	128
Pelican Narrows	Northern Village	805 72	Mamawetan Churchill River Regional Health Authority	137

**2004 Covered Population**  
**Alphabetical Listing of Reserves, Cities, Towns, and Villages**

<b>Name</b>	<b>Residence Type</b>	<b>Residence Code</b>	<b>Regional Health Authority</b>	<b>Page Number</b>
Pelly	Village	301 50	Sunrise Regional Health Authority	90
Pennant	Village	168 52	Cypress Regional Health Authority	70
Pense	Village	160 56	Regina Qu'Appelle Regional Health Authority	76
Penzance	Village	221 53	Regina Qu'Appelle Regional Health Authority	80
Perdue	Village	346 58	Heartland Regional Health Authority	112
Peter Ballantyne Cree Nation	Reserve	720 82	Mamawetan Churchill River Regional Health Authority	136
Pheasant Rump Nakota	Reserve	701 84	Sun Country Regional Health Authority	55
Piapot First Nation	Reserve	770 84	Regina Qu'Appelle Regional Health Authority	82
Pierceland	Village	622 51	Prairie North Regional Health Authority	134
Pilger	Village	400 52	Saskatoon Regional Health Authority	102
Pilot Butte	Town	158 31	Regina Qu'Appelle Regional Health Authority	76
Pinehouse	Northern Village	804 72	Mamawetan Churchill River Regional Health Authority	136
Pleasantdale	Village	398 50	Kelsey Trail Regional Health Authority	117
Plenty	Village	319 57	Heartland Regional Health Authority	111
Plunkett	Village	341 51	Saskatoon Regional Health Authority	97
Ponteix	Town	076 30	Cypress Regional Health Authority	65
Porcupine Plain	Town	395 30	Kelsey Trail Regional Health Authority	117
Poundmaker First Nation	Reserve	711 80	Prairie North Regional Health Authority	134
Preeceville	Town	334 30	Sunrise Regional Health Authority	91
Prelate	Village	231 53	Cypress Regional Health Authority	71
Primate	Village	382 55	Heartland Regional Health Authority	115
Prince Albert	City	461 22	Prince Albert Parkland Regional Health Authority	123
Prud'Homme	Village	372 51	Saskatoon Regional Health Authority	101
Punnichy	Village	279 51	Regina Qu'Appelle Regional Health Authority	81
Qu'Appelle	Town	157 30	Regina Qu'Appelle Regional Health Authority	75
Quill Lake	Village	338 50	Saskatoon Regional Health Authority	97
Quinton	Village	279 53	Regina Qu'Appelle Regional Health Authority	81
Rabbit Lake	Village	467 56	Prince Albert Parkland Regional Health Authority	124
Radisson	Town	405 30	Saskatoon Regional Health Authority	103
Radville	Town	038 30	Sun Country Regional Health Authority	49
Rama	Village	305 56	Sunrise Regional Health Authority	90
Raymore	Town	279 30	Regina Qu'Appelle Regional Health Authority	81
Red Earth First Nation	Reserve	721 82	Kelsey Trail Regional Health Authority	121
Red Pheasant First Nation	Reserve	713 80	Prairie North Regional Health Authority	134
Redvers	Town	061 30	Sun Country Regional Health Authority	50
Regina	City	159 23	Regina Qu'Appelle Regional Health Authority	76
Regina Beach	Town	189 31	Regina Qu'Appelle Regional Health Authority	78
Rhein	Village	243 55	Sunrise Regional Health Authority	87
Richard	Village	436 53	Prince Albert Parkland Regional Health Authority	123
Richmound	Village	142 54	Cypress Regional Health Authority	68
Ridgedale	Village	457 57	Kelsey Trail Regional Health Authority	119
Riverhurst	Village	224 57	Five Hills Regional Health Authority	62
Rocanville	Town	151 30	Regina Qu'Appelle Regional Health Authority	74

**2004 Covered Population**  
**Alphabetical Listing of Reserves, Cities, Towns, and Villages**

<b>Name</b>	<b>Residence Type</b>	<b>Residence Code</b>	<b>Regional Health Authority</b>	<b>Page Number</b>
Roche Percee	Village	004 56	Sun Country Regional Health Authority	46
Rockglen	Town	012 30	Five Hills Regional Health Authority	56
Rockhaven	Village	439 53	Prairie North Regional Health Authority	130
Rose Valley	Town	367 30	Kelsey Trail Regional Health Authority	116
Rosetown	Town	287 30	Heartland Regional Health Authority	109
Rosthern	Town	403 30	Saskatoon Regional Health Authority	102
Rouleau	Town	130 30	Five Hills Regional Health Authority	58
Ruddell	Village	406 54	Prairie North Regional Health Authority	129
Rush Lake	Village	166 56	Cypress Regional Health Authority	69
Ruthilda	Village	349 52	Heartland Regional Health Authority	113
Sakimay First Nation	Reserve	734 84	Regina Qu'Appelle Regional Health Authority	82
Saltcoats	Town	213 31	Sunrise Regional Health Authority	86
Salvador	Village	381 55	Heartland Regional Health Authority	114
Sandy Bay	Northern Village	805 73	Mamawetan Churchill River Regional Health Authority	137
Saskatoon	City	344 24	Saskatoon Regional Health Authority	99
Saulteaux First Nation	Reserve	710 80	Prairie North Regional Health Authority	134
Sceptre	Village	230 52	Cypress Regional Health Authority	71
Scott	Town	380 30	Heartland Regional Health Authority	114
Sedley	Village	127 52	Regina Qu'Appelle Regional Health Authority	73
Semans	Village	279 52	Saskatoon Regional Health Authority	94
Senlac	Village	411 52	Heartland Regional Health Authority	115
Shackleton	Village	229 54	Cypress Regional Health Authority	70
Shamrock	Village	134 50	Five Hills Regional Health Authority	59
Shaunavon	Town	078 30	Cypress Regional Health Authority	66
Sheho	Village	275 53	Sunrise Regional Health Authority	89
Shell Lake	Village	496 54	Prince Albert Parkland Regional Health Authority	126
Shellbrook	Town	493 30	Prince Albert Parkland Regional Health Authority	125
Shoal Lake of the Cree Nation	Reserve	722 82	Kelsey Trail Regional Health Authority	121
Silton	Village	219 56	Regina Qu'Appelle Regional Health Authority	79
Simpson	Village	281 51	Regina Qu'Appelle Regional Health Authority	82
Sintaluta	Town	156 31	Regina Qu'Appelle Regional Health Authority	75
Smeaton	Village	488 61	Kelsey Trail Regional Health Authority	121
Smiley	Village	321 52	Heartland Regional Health Authority	111
Southend	Northern Village	804 73	Mamawetan Churchill River Regional Health Authority	136
Southey	Town	218 31	Regina Qu'Appelle Regional Health Authority	79
Sovereign	Village	287 56	Heartland Regional Health Authority	109
Spalding	Village	368 52	Saskatoon Regional Health Authority	100
Speers	Village	436 54	Prince Albert Parkland Regional Health Authority	123
Spiritwood	Town	496 30	Prince Albert Parkland Regional Health Authority	125
Springside	Town	244 30	Sunrise Regional Health Authority	88
Springwater	Village	347 59	Heartland Regional Health Authority	112
Spruce Lake	Village	499 56	Prairie North Regional Health Authority	132
Spy Hill	Village	152 54	Sunrise Regional Health Authority	84

**2004 Covered Population**  
**Alphabetical Listing of Reserves, Cities, Towns, and Villages**

<b>Name</b>	<b>Residence Type</b>	<b>Residence Code</b>	<b>Regional Health Authority</b>	<b>Page Number</b>
St. Benedict	Village	400 51	Saskatoon Regional Health Authority	102
St. Brieux	Village	399 55	Kelsey Trail Regional Health Authority	118
St. Gregor	Village	369 54	Saskatoon Regional Health Authority	100
St. Louis	Village	431 51	Prince Albert Parkland Regional Health Authority	122
St. Walburg	Town	501 30	Prairie North Regional Health Authority	132
Standing Buffalo Dakota First Nation	Reserve	778 84	Regina Qu'Appelle Regional Health Authority	83
Stanley Mission	Northern Village	804 74	Mamawetan Churchill River Regional Health Authority	137
Star Blanket Cree Nation	Reserve	775 84	Regina Qu'Appelle Regional Health Authority	83
Star City	Town	428 31	Kelsey Trail Regional Health Authority	118
Stenen	Village	333 56	Sunrise Regional Health Authority	91
Stewart Valley	Village	167 50	Cypress Regional Health Authority	69
Stockholm	Village	183 54	Sunrise Regional Health Authority	85
Stony Rapids	Northern Village	801 73	Athabasca Health Authority	140
Stornoway	Village	243 57	Sunrise Regional Health Authority	87
Storthoaks	Village	031 53	Sun Country Regional Health Authority	48
Stoughton	Town	065 30	Sun Country Regional Health Authority	51
Strasbourg	Town	220 30	Saskatoon Regional Health Authority	93
Strongfield	Village	254 54	Heartland Regional Health Authority	106
Sturgeon Lake First Nation	Reserve	723 82	Prince Albert Parkland Regional Health Authority	127
Sturgeon Landing	Northern Village	805 74	Mamawetan Churchill River Regional Health Authority	137
Sturgis	Town	334 31	Sunrise Regional Health Authority	91
Success	Village	168 53	Cypress Regional Health Authority	70
Sun Valley	Village	191 55	Five Hills Regional Health Authority	61
Sweetgrass First Nation	Reserve	712 80	Prairie North Regional Health Authority	134
Swift Current	City	137 25	Cypress Regional Health Authority	67
Tantallon	Village	152 55	Sunrise Regional Health Authority	84
Tessier	Village	316 55	Heartland Regional Health Authority	110
Theodore	Village	275 55	Sunrise Regional Health Authority	89
Thunderchild First Nation	Reserve	718 80	Prairie North Regional Health Authority	134
Timber Bay	Northern Village	804 75	Mamawetan Churchill River Regional Health Authority	137
Tisdale	Town	427 30	Kelsey Trail Regional Health Authority	118
Togo	Village	271 54	Sunrise Regional Health Authority	89
Tompkins	Village	139 52	Cypress Regional Health Authority	68
Torquay	Village	006 52	Sun Country Regional Health Authority	46
Tramping Lake	Village	350 52	Heartland Regional Health Authority	113
Tribune	Village	007 58	Sun Country Regional Health Authority	46
Tugaske	Village	223 52	Five Hills Regional Health Authority	62
Turnor Lake	Northern Village	802 73	Keewatin Yatthé Regional Health Authority	138
Turtleford	Town	499 30	Prairie North Regional Health Authority	132
Tuxford	Village	191 53	Five Hills Regional Health Authority	61
Unity	Town	410 30	Heartland Regional Health Authority	115
Uranium City	Northern Village	801 75	Athabasca Health Authority	140
Val Marie	Village	017 54	Cypress Regional Health Authority	64

**2004 Covered Population**  
**Alphabetical Listing of Reserves, Cities, Towns, and Villages**

<b>Name</b>	<b>Residence Type</b>	<b>Residence Code</b>	<b>Regional Health Authority</b>	<b>Page Number</b>
Valparaiso	Village	428 55	Kelsey Trail Regional Health Authority	118
Vanguard	Village	106 53	Cypress Regional Health Authority	66
Vanscoy	Village	345 54	Saskatoon Regional Health Authority	99
Veregin	Village	273 56	Sunrise Regional Health Authority	89
Vibank	Village	127 53	Regina Qu'Appelle Regional Health Authority	74
Viscount	Village	341 54	Saskatoon Regional Health Authority	98
Vonda	Town	372 30	Saskatoon Regional Health Authority	101
Wadena	Town	337 30	Saskatoon Regional Health Authority	97
Wahpeton Dakota Nation	Reserve	727 82	Prince Albert Parkland Regional Health Authority	127
Wakaw	Town	401 30	Saskatoon Regional Health Authority	102
Waldeck	Village	166 51	Cypress Regional Health Authority	69
Waldheim	Town	404 30	Saskatoon Regional Health Authority	103
Waldron	Village	184 54	Sunrise Regional Health Authority	85
Wapella	Town	122 30	Regina Qu'Appelle Regional Health Authority	72
Warman	Town	344 32	Saskatoon Regional Health Authority	99
Waseca	Village	471 57	Prairie North Regional Health Authority	131
Waterhen Lake First Nation	Reserve	741 80	Prairie North Regional Health Authority	135
Watrous	Town	312 30	Saskatoon Regional Health Authority	95
Watson	Town	338 30	Saskatoon Regional Health Authority	97
Wawota	Town	093 30	Sun Country Regional Health Authority	53
Webb	Village	138 55	Cypress Regional Health Authority	68
Weekes	Village	395 56	Kelsey Trail Regional Health Authority	117
Weirdale	Village	490 58	Prince Albert Parkland Regional Health Authority	124
Weldon	Village	459 59	Prince Albert Parkland Regional Health Authority	123
Welwyn	Village	121 52	Regina Qu'Appelle Regional Health Authority	72
Weyakwin	Northern Village	804 71	Mamawetan Churchill River Regional Health Authority	136
Weyburn	City	067 26	Sun Country Regional Health Authority	51
White Bear First Nation	Reserve	730 84	Sun Country Regional Health Authority	55
White City	Village	158 53	Regina Qu'Appelle Regional Health Authority	76
White Fox	Village	488 65	Kelsey Trail Regional Health Authority	121
Whitecap Dakota Sioux First Nation	Reserve	759 80	Saskatoon Regional Health Authority	104
Whitewood	Town	153 30	Regina Qu'Appelle Regional Health Authority	74
Wilcox	Village	129 53	Regina Qu'Appelle Regional Health Authority	74
Wilkie	Town	409 30	Heartland Regional Health Authority	115
Willow Bunch	Town	042 30	Five Hills Regional Health Authority	56
Willowbrook	Village	244 61	Sunrise Regional Health Authority	88
Windthorst	Village	125 57	Sun Country Regional Health Authority	54
Wiseton	Village	286 58	Heartland Regional Health Authority	109
Witchehan Lake First Nation	Reserve	769 82	Prince Albert Parkland Regional Health Authority	128
Wollaston Lake	Northern Village	801 74	Mamawetan Churchill River Regional Health Authority	136
Wolseley	Town	155 30	Regina Qu'Appelle Regional Health Authority	75
Wood Mountain	Village	043 50	Five Hills Regional Health Authority	56
Wood Mountain First Nation	Reserve	756 84	Five Hills Regional Health Authority	63

**2004 Covered Population**  
**Alphabetical Listing of Reserves, Cities, Towns, and Villages**

<b>Name</b>	<b>Residence Type</b>	<b>Residence Code</b>	<b>Regional Health Authority</b>	<b>Page Number</b>
Wroxton	Village	241 53	Sunrise Regional Health Authority	87
Wynyard	Town	308 30	Saskatoon Regional Health Authority	95
Yarbo	Village	181 50	Sunrise Regional Health Authority	84
Yellow Creek	Village	430 60	Kelsey Trail Regional Health Authority	119
Yellow Grass	Town	098 30	Sun Country Regional Health Authority	54
Yellowquill First Nation	Reserve	785 84	Kelsey Trail Regional Health Authority	121
Yorkton	City	244 27	Sunrise Regional Health Authority	87
Young	Village	312 55	Saskatoon Regional Health Authority	96
Zealandia	Town	287 31	Heartland Regional Health Authority	109
Zelma	Village	312 57	Saskatoon Regional Health Authority	96
Zenon Park	Village	456 57	Kelsey Trail Regional Health Authority	119



**2004 Covered Population**  
**Numerical Listing of Reserves, Cities, Towns, and Villages**

<b>Residence Code</b>	<b>Name</b>	<b>Residence Type</b>	<b>Regional Health Authority</b>	<b>Page Number</b>
001 50	Carievale	Village	Sun Country Regional Health Authority	45
001 52	Gainsborough	Village	Sun Country Regional Health Authority	45
002 30	Carnduff	Town	Sun Country Regional Health Authority	45
003 30	Oxbow	Town	Sun Country Regional Health Authority	45
003 52	Glen Ewen	Village	Sun Country Regional Health Authority	45
004 30	Bienfait	Town	Sun Country Regional Health Authority	45
004 52	Frobisher	Village	Sun Country Regional Health Authority	46
004 54	North Portal	Village	Sun Country Regional Health Authority	46
004 56	Roche Percee	Village	Sun Country Regional Health Authority	46
005 28	Estevan	City	Sun Country Regional Health Authority	46
006 52	Torquay	Village	Sun Country Regional Health Authority	46
007 58	Tribune	Village	Sun Country Regional Health Authority	46
008 53	Lake Alma	Village	Sun Country Regional Health Authority	47
009 50	Minton	Village	Sun Country Regional Health Authority	47
009 51	Gladmar	Village	Sun Country Regional Health Authority	47
011 30	Coronach	Town	Sun Country Regional Health Authority	47
012 30	Rockglen	Town	Five Hills Regional Health Authority	56
012 53	Fife Lake	Village	Sun Country Regional Health Authority	47
017 54	Val Marie	Village	Cypress Regional Health Authority	64
018 50	Bracken	Village	Cypress Regional Health Authority	64
018 52	Climax	Village	Cypress Regional Health Authority	64
019 50	Frontier	Village	Cypress Regional Health Authority	64
031 53	Storchoaks	Village	Sun Country Regional Health Authority	48
032 50	Alida	Village	Sun Country Regional Health Authority	48
033 30	Alameda	Town	Sun Country Regional Health Authority	48
034 30	Lampman	Town	Sun Country Regional Health Authority	48
036 30	Midale	Town	Sun Country Regional Health Authority	49
036 53	Halbrite	Village	Sun Country Regional Health Authority	49
036 55	Macoun	Village	Sun Country Regional Health Authority	49
037 50	Colgate	Village	Sun Country Regional Health Authority	49
037 51	Goodwater	Village	Sun Country Regional Health Authority	49
038 30	Radville	Town	Sun Country Regional Health Authority	49
039 50	Ceylon	Village	Sun Country Regional Health Authority	49
039 51	Hardy	Village	Sun Country Regional Health Authority	50
040 30	Bengough	Town	Sun Country Regional Health Authority	50
042 30	Willow Bunch	Town	Five Hills Regional Health Authority	56
043 50	Wood Mountain	Village	Five Hills Regional Health Authority	56
044 51	Glentworth	Village	Five Hills Regional Health Authority	56
045 53	Mankota	Village	Cypress Regional Health Authority	64
049 30	Eastend	Town	Cypress Regional Health Authority	65
051 50	Consul	Village	Cypress Regional Health Authority	65
061 30	Redvers	Town	Sun Country Regional Health Authority	50

**2004 Covered Population**  
**Numerical Listing of Reserves, Cities, Towns, and Villages**

<b>Residence Code</b>	<b>Name</b>	<b>Residence Type</b>	<b>Regional Health Authority</b>	<b>Page Number</b>
061 50	Antler	Village	Sun Country Regional Health Authority	50
063 30	Carlyle	Town	Sun Country Regional Health Authority	50
063 54	Manor	Village	Sun Country Regional Health Authority	50
064 30	Arcola	Town	Sun Country Regional Health Authority	51
064 53	Kisbey	Village	Sun Country Regional Health Authority	51
065 30	Stoughton	Town	Sun Country Regional Health Authority	51
065 51	Forget	Village	Sun Country Regional Health Authority	51
065 53	Heward	Village	Sun Country Regional Health Authority	51
067 26	Weyburn	City	Sun Country Regional Health Authority	51
067 54	McTaggart	Village	Sun Country Regional Health Authority	51
069 53	Pangman	Village	Sun Country Regional Health Authority	52
070 30	Ogema	Town	Sun Country Regional Health Authority	52
072 30	Assiniboia	Town	Five Hills Regional Health Authority	57
073 55	Limerick	Village	Five Hills Regional Health Authority	57
074 30	Lafleche	Town	Five Hills Regional Health Authority	57
075 52	Hazenmore	Village	Five Hills Regional Health Authority	57
075 53	Kincaid	Village	Five Hills Regional Health Authority	57
075 54	Meyronne	Village	Five Hills Regional Health Authority	57
076 30	Ponteix	Town	Cypress Regional Health Authority	65
076 50	Aneroid	Village	Cypress Regional Health Authority	65
077 50	Admiral	Village	Cypress Regional Health Authority	65
077 52	Cadillac	Village	Cypress Regional Health Authority	65
078 30	Shaunavon	Town	Cypress Regional Health Authority	66
091 50	Fairlight	Village	Sun Country Regional Health Authority	52
091 52	Maryfield	Village	Sun Country Regional Health Authority	52
093 30	Wawota	Town	Sun Country Regional Health Authority	53
093 53	Kennedy	Village	Sun Country Regional Health Authority	53
093 55	Kenosee Lake	Village	Sun Country Regional Health Authority	53
096 54	Creelman	Village	Sun Country Regional Health Authority	53
096 55	Fillmore	Village	Sun Country Regional Health Authority	53
096 57	Osage	Village	Sun Country Regional Health Authority	53
098 30	Yellow Grass	Town	Sun Country Regional Health Authority	54
098 52	Lang	Village	Sun Country Regional Health Authority	54
099 30	Milestone	Town	Regina Qu'Appelle Regional Health Authority	72
100 50	Avonlea	Village	Five Hills Regional Health Authority	58
102 30	Mossbank	Town	Five Hills Regional Health Authority	58
104 30	Gravelbourg	Town	Five Hills Regional Health Authority	58
106 51	Neville	Village	Cypress Regional Health Authority	66
106 53	Vanguard	Village	Cypress Regional Health Authority	66
109 50	Carmichael	Village	Cypress Regional Health Authority	67
111 30	Maple Creek	Town	Cypress Regional Health Authority	67
121 30	Fleming	Town	Regina Qu'Appelle Regional Health Authority	72
121 31	Moosomin	Town	Regina Qu'Appelle Regional Health Authority	72

**2004 Covered Population**  
**Numerical Listing of Reserves, Cities, Towns, and Villages**

<b>Residence Code</b>	<b>Name</b>	<b>Residence Type</b>	<b>Regional Health Authority</b>	<b>Page Number</b>
121 52	Welwyn	Village	Regina Qu'Appelle Regional Health Authority	72
122 30	Wapella	Town	Regina Qu'Appelle Regional Health Authority	72
124 30	Kipling	Town	Sun Country Regional Health Authority	54
125 53	Glenavon	Village	Sun Country Regional Health Authority	54
125 57	Windthorst	Village	Sun Country Regional Health Authority	54
126 52	Kendal	Village	Regina Qu'Appelle Regional Health Authority	73
126 53	Montmartre	Village	Regina Qu'Appelle Regional Health Authority	73
127 30	Francis	Town	Regina Qu'Appelle Regional Health Authority	73
127 51	Odessa	Village	Regina Qu'Appelle Regional Health Authority	73
127 52	Sedley	Village	Regina Qu'Appelle Regional Health Authority	73
127 53	Vibank	Village	Regina Qu'Appelle Regional Health Authority	74
129 53	Wilcox	Village	Regina Qu'Appelle Regional Health Authority	74
130 30	Rouleau	Town	Five Hills Regional Health Authority	58
130 50	Briercrest	Village	Five Hills Regional Health Authority	59
130 51	Drinkwater	Village	Five Hills Regional Health Authority	59
133 51	Coderre	Village	Five Hills Regional Health Authority	59
134 50	Shamrock	Village	Five Hills Regional Health Authority	59
135 53	Hodgeville	Village	Cypress Regional Health Authority	67
137 25	Swift Current	City	Cypress Regional Health Authority	67
138 55	Webb	Village	Cypress Regional Health Authority	68
139 30	Gull Lake	Town	Cypress Regional Health Authority	68
139 52	Tompkins	Village	Cypress Regional Health Authority	68
141 51	Golden Prairie	Village	Cypress Regional Health Authority	68
142 54	Richmound	Village	Cypress Regional Health Authority	68
151 30	Rocanville	Town	Regina Qu'Appelle Regional Health Authority	74
152 52	Gerald	Village	Sunrise Regional Health Authority	84
152 54	Spy Hill	Village	Sunrise Regional Health Authority	84
152 55	Tantallon	Village	Sunrise Regional Health Authority	84
153 30	Whitewood	Town	Regina Qu'Appelle Regional Health Authority	74
154 30	Broadview	Town	Regina Qu'Appelle Regional Health Authority	74
154 31	Grenfell	Town	Regina Qu'Appelle Regional Health Authority	75
155 30	Wolseley	Town	Regina Qu'Appelle Regional Health Authority	75
156 30	Indian Head	Town	Regina Qu'Appelle Regional Health Authority	75
156 31	Sintaluta	Town	Regina Qu'Appelle Regional Health Authority	75
157 30	Qu'Appelle	Town	Regina Qu'Appelle Regional Health Authority	75
157 50	McLean	Village	Regina Qu'Appelle Regional Health Authority	75
158 30	Balgonie	Town	Regina Qu'Appelle Regional Health Authority	76
158 31	Pilot Butte	Town	Regina Qu'Appelle Regional Health Authority	76
158 51	Edenwold	Village	Regina Qu'Appelle Regional Health Authority	76
158 53	White City	Village	Regina Qu'Appelle Regional Health Authority	76
159 23	Regina	City	Regina Qu'Appelle Regional Health Authority	76
159 50	Grand Coulee	Village	Regina Qu'Appelle Regional Health Authority	76
160 50	Belle Plaine	Village	Five Hills Regional Health Authority	59

**2004 Covered Population**  
**Numerical Listing of Reserves, Cities, Towns, and Villages**

<b>Residence Code</b>	<b>Name</b>	<b>Residence Type</b>	<b>Regional Health Authority</b>	<b>Page Number</b>
160 56	Pense	Village	Regina Qu'Appelle Regional Health Authority	76
161 20	Moose Jaw	City	Five Hills Regional Health Authority	60
161 55	CFB Bushell Park	Village	Five Hills Regional Health Authority	60
162 50	Caronport	Village	Five Hills Regional Health Authority	60
163 51	Mortlach	Village	Five Hills Regional Health Authority	60
164 51	Chaplin	Village	Five Hills Regional Health Authority	60
165 30	Herbert	Town	Cypress Regional Health Authority	69
165 31	Morse	Town	Cypress Regional Health Authority	69
165 50	Ernfold	Village	Cypress Regional Health Authority	69
166 51	Waldeck	Village	Cypress Regional Health Authority	69
166 56	Rush Lake	Village	Cypress Regional Health Authority	69
167 50	Stewart Valley	Village	Cypress Regional Health Authority	69
168 30	Cabri	Town	Cypress Regional Health Authority	69
168 52	Pennant	Village	Cypress Regional Health Authority	70
168 53	Success	Village	Cypress Regional Health Authority	70
169 50	Hazlet	Village	Cypress Regional Health Authority	70
171 50	Fox Valley	Village	Cypress Regional Health Authority	70
181 30	Langenburg	Town	Sunrise Regional Health Authority	84
181 50	Yarbo	Village	Sunrise Regional Health Authority	84
183 30	Esterhazy	Town	Sunrise Regional Health Authority	84
183 50	Atwater	Village	Sunrise Regional Health Authority	84
183 51	Bangor	Village	Sunrise Regional Health Authority	85
183 54	Stockholm	Village	Sunrise Regional Health Authority	85
184 50	Dubuc	Village	Sunrise Regional Health Authority	85
184 51	Grayson	Village	Sunrise Regional Health Authority	85
184 52	Killaly	Village	Sunrise Regional Health Authority	85
184 54	Waldron	Village	Sunrise Regional Health Authority	85
185 30	Lemberg	Town	Regina Qu'Appelle Regional Health Authority	77
185 53	Neudorf	Village	Sunrise Regional Health Authority	85
186 30	Balcarres	Town	Regina Qu'Appelle Regional Health Authority	77
186 50	Abernethy	Village	Regina Qu'Appelle Regional Health Authority	77
186 51	Katepwa Beach	Village	Regina Qu'Appelle Regional Health Authority	77
187 30	Fort Qu'Appelle	Town	Regina Qu'Appelle Regional Health Authority	77
187 50	B-Say-Tah	Village	Regina Qu'Appelle Regional Health Authority	77
187 51	Fort San	Village	Regina Qu'Appelle Regional Health Authority	77
187 53	Lebret	Village	Regina Qu'Appelle Regional Health Authority	77
189 30	Lumsden	Town	Regina Qu'Appelle Regional Health Authority	78
189 31	Regina Beach	Town	Regina Qu'Appelle Regional Health Authority	78
189 50	Buena Vista	Village	Regina Qu'Appelle Regional Health Authority	78
189 54	Disley	Village	Regina Qu'Appelle Regional Health Authority	78
190 50	Bethune	Village	Regina Qu'Appelle Regional Health Authority	78
190 51	Findlater	Village	Regina Qu'Appelle Regional Health Authority	78
191 50	Keeler	Village	Five Hills Regional Health Authority	61

**2004 Covered Population**  
**Numerical Listing of Reserves, Cities, Towns, and Villages**

<b>Residence Code</b>	<b>Name</b>	<b>Residence Type</b>	<b>Regional Health Authority</b>	<b>Page Number</b>
191 51	Marquis	Village	Five Hills Regional Health Authority	61
191 53	Tuxford	Village	Five Hills Regional Health Authority	61
191 55	Sun Valley	Village	Five Hills Regional Health Authority	61
193 50	Brownlee	Village	Five Hills Regional Health Authority	61
193 53	Eyebrow	Village	Five Hills Regional Health Authority	61
194 30	Central Butte	Town	Five Hills Regional Health Authority	61
211 30	Churchbridge	Town	Sunrise Regional Health Authority	86
211 53	MacNutt	Village	Sunrise Regional Health Authority	86
213 30	Bredenbury	Town	Sunrise Regional Health Authority	86
213 31	Saltcoats	Town	Sunrise Regional Health Authority	86
214 21	Melville	City	Sunrise Regional Health Authority	86
215 52	Duff	Village	Sunrise Regional Health Authority	86
215 54	Fenwood	Village	Sunrise Regional Health Authority	86
215 55	Goodeve	Village	Sunrise Regional Health Authority	87
217 50	Dysart	Village	Regina Qu'Appelle Regional Health Authority	79
217 54	Lipton	Village	Regina Qu'Appelle Regional Health Authority	79
218 30	Cupar	Town	Regina Qu'Appelle Regional Health Authority	79
218 31	Southey	Town	Regina Qu'Appelle Regional Health Authority	79
218 54	Markinch	Village	Regina Qu'Appelle Regional Health Authority	79
219 51	Earl Grey	Village	Regina Qu'Appelle Regional Health Authority	79
219 53	Craven	Village	Regina Qu'Appelle Regional Health Authority	79
219 56	Silton	Village	Regina Qu'Appelle Regional Health Authority	79
220 30	Strasbourg	Town	Saskatoon Regional Health Authority	93
220 50	Bulyea	Village	Saskatoon Regional Health Authority	93
221 50	Chamberlain	Village	Five Hills Regional Health Authority	62
221 51	Dilke	Village	Regina Qu'Appelle Regional Health Authority	80
221 52	Holdfast	Village	Regina Qu'Appelle Regional Health Authority	80
221 53	Penzance	Village	Regina Qu'Appelle Regional Health Authority	80
222 30	Craik	Town	Five Hills Regional Health Authority	62
222 50	Aylesbury	Village	Five Hills Regional Health Authority	62
223 52	Tugaske	Village	Five Hills Regional Health Authority	62
224 57	Riverhurst	Village	Five Hills Regional Health Authority	62
225 53	Lucky Lake	Village	Heartland Regional Health Authority	105
226 51	Beechy	Village	Heartland Regional Health Authority	105
228 30	Kyle	Town	Heartland Regional Health Authority	105
229 50	Abbey	Village	Cypress Regional Health Authority	70
229 52	Lancer	Village	Cypress Regional Health Authority	70
229 54	Shackleton	Village	Cypress Regional Health Authority	70
230 52	Sceptre	Village	Cypress Regional Health Authority	71
231 30	Leader	Town	Cypress Regional Health Authority	71
231 52	Mendham	Village	Cypress Regional Health Authority	71
231 53	Prelate	Village	Cypress Regional Health Authority	71
232 30	Burstall	Town	Cypress Regional Health Authority	71

**2004 Covered Population**  
**Numerical Listing of Reserves, Cities, Towns, and Villages**

<b>Residence Code</b>	<b>Name</b>	<b>Residence Type</b>	<b>Regional Health Authority</b>	<b>Page Number</b>
241 50	Calder	Village	Sunrise Regional Health Authority	87
241 53	Wroxton	Village	Sunrise Regional Health Authority	87
243 55	Rhein	Village	Sunrise Regional Health Authority	87
243 57	Stornoway	Village	Sunrise Regional Health Authority	87
244 27	Yorkton	City	Sunrise Regional Health Authority	87
244 30	Springside	Town	Sunrise Regional Health Authority	88
244 51	Ebenezer	Village	Sunrise Regional Health Authority	88
244 61	Willowbrook	Village	Sunrise Regional Health Authority	88
245 54	Jedburgh	Village	Sunrise Regional Health Authority	88
246 30	Ituna	Town	Sunrise Regional Health Authority	88
246 53	Hubbard	Village	Sunrise Regional Health Authority	88
247 51	Kelliher	Village	Regina Qu'Appelle Regional Health Authority	80
247 52	Leross	Village	Regina Qu'Appelle Regional Health Authority	80
247 53	Lestock	Village	Regina Qu'Appelle Regional Health Authority	80
250 30	Govan	Town	Saskatoon Regional Health Authority	93
250 52	Duval	Village	Saskatoon Regional Health Authority	93
251 30	Imperial	Town	Regina Qu'Appelle Regional Health Authority	81
251 52	Liberty	Village	Regina Qu'Appelle Regional Health Authority	81
252 30	Davidson	Town	Heartland Regional Health Authority	105
252 50	Girvin	Village	Heartland Regional Health Authority	105
254 50	Elbow	Village	Five Hills Regional Health Authority	63
254 51	Hawarden	Village	Heartland Regional Health Authority	106
254 52	Loreburn	Village	Heartland Regional Health Authority	106
254 54	Strongfield	Village	Heartland Regional Health Authority	106
257 30	Elrose	Town	Heartland Regional Health Authority	106
259 30	Eston	Town	Heartland Regional Health Authority	107
260 51	Glidden	Village	Heartland Regional Health Authority	107
260 53	Madison	Village	Heartland Regional Health Authority	107
261 30	Eatonia	Town	Heartland Regional Health Authority	107
261 56	Mantario	Village	Heartland Regional Health Authority	107
271 30	Kamsack	Town	Sunrise Regional Health Authority	88
271 54	Togo	Village	Sunrise Regional Health Authority	89
273 56	Veregin	Village	Sunrise Regional Health Authority	89
274 30	Canora	Town	Sunrise Regional Health Authority	89
275 53	Sheho	Village	Sunrise Regional Health Authority	89
275 55	Theodore	Village	Sunrise Regional Health Authority	89
276 30	Foam Lake	Town	Sunrise Regional Health Authority	90
279 30	Raymore	Town	Regina Qu'Appelle Regional Health Authority	81
279 51	Punnichy	Village	Regina Qu'Appelle Regional Health Authority	81
279 52	Semans	Village	Saskatoon Regional Health Authority	94
279 53	Quinton	Village	Regina Qu'Appelle Regional Health Authority	81
280 30	Nokomis	Town	Saskatoon Regional Health Authority	94
281 51	Simpson	Village	Regina Qu'Appelle Regional Health Authority	82

**2004 Covered Population**  
**Numerical Listing of Reserves, Cities, Towns, and Villages**

<b>Residence Code</b>	<b>Name</b>	<b>Residence Type</b>	<b>Regional Health Authority</b>	<b>Page Number</b>
282 50	Bladworth	Village	Heartland Regional Health Authority	107
282 51	Kenaston	Village	Heartland Regional Health Authority	108
283 30	Hanley	Town	Saskatoon Regional Health Authority	94
284 30	Outlook	Town	Heartland Regional Health Authority	108
284 50	Broderick	Village	Heartland Regional Health Authority	108
284 51	Glenside	Village	Heartland Regional Health Authority	108
285 53	Bounty	Village	Heartland Regional Health Authority	108
285 55	Conquest	Village	Heartland Regional Health Authority	108
285 58	Macrorie	Village	Heartland Regional Health Authority	108
286 50	Dinsmore	Village	Heartland Regional Health Authority	109
286 54	Milden	Village	Heartland Regional Health Authority	109
286 58	Wiseton	Village	Heartland Regional Health Authority	109
287 30	Rosetown	Town	Heartland Regional Health Authority	109
287 31	Zealandia	Town	Heartland Regional Health Authority	109
287 56	Sovereign	Village	Heartland Regional Health Authority	109
290 30	Kindersley	Town	Heartland Regional Health Authority	109
290 50	Flaxcombe	Village	Heartland Regional Health Authority	110
290 51	Brock	Village	Heartland Regional Health Authority	110
290 52	Netherhill	Village	Heartland Regional Health Authority	110
292 50	Alsask	Village	Heartland Regional Health Authority	110
292 52	Marengo	Village	Heartland Regional Health Authority	110
301 50	Pelly	Village	Sunrise Regional Health Authority	90
304 51	Buchanan	Village	Sunrise Regional Health Authority	90
305 53	Invermay	Village	Sunrise Regional Health Authority	90
305 56	Rama	Village	Sunrise Regional Health Authority	90
307 50	Elfros	Village	Saskatoon Regional Health Authority	94
307 53	Leslie	Village	Saskatoon Regional Health Authority	94
308 30	Wynyard	Town	Saskatoon Regional Health Authority	95
308 52	Dafoe	Village	Saskatoon Regional Health Authority	95
309 52	Jansen	Village	Saskatoon Regional Health Authority	95
310 30	Lanigan	Town	Saskatoon Regional Health Authority	95
310 51	Drake	Village	Saskatoon Regional Health Authority	95
310 52	Guernsey	Village	Saskatoon Regional Health Authority	95
312 30	Watrous	Town	Saskatoon Regional Health Authority	95
312 51	Manitou Beach	Village	Saskatoon Regional Health Authority	96
312 55	Young	Village	Saskatoon Regional Health Authority	96
312 57	Zelma	Village	Saskatoon Regional Health Authority	96
314 30	Dundurn	Town	Saskatoon Regional Health Authority	96
316 52	Harris	Village	Heartland Regional Health Authority	110
316 55	Tessier	Village	Heartland Regional Health Authority	110
318 54	Herschel	Village	Heartland Regional Health Authority	111
319 53	Doddsland	Village	Heartland Regional Health Authority	111
319 57	Plenty	Village	Heartland Regional Health Authority	111

**2004 Covered Population**  
**Numerical Listing of Reserves, Cities, Towns, and Villages**

<b>Residence Code</b>	<b>Name</b>	<b>Residence Type</b>	<b>Regional Health Authority</b>	<b>Page Number</b>
320 52	Coleville	Village	Heartland Regional Health Authority	111
321 51	Major	Village	Heartland Regional Health Authority	111
321 52	Smiley	Village	Heartland Regional Health Authority	111
331 50	Arran	Village	Sunrise Regional Health Authority	91
333 30	Norquay	Town	Sunrise Regional Health Authority	91
333 53	Hyas	Village	Sunrise Regional Health Authority	91
333 56	Stenen	Village	Sunrise Regional Health Authority	91
334 30	Preeceville	Town	Sunrise Regional Health Authority	91
334 31	Sturgis	Town	Sunrise Regional Health Authority	91
334 50	Endeavour	Village	Sunrise Regional Health Authority	91
335 52	Lintlaw	Village	Kelsey Trail Regional Health Authority	116
336 52	Margo	Village	Saskatoon Regional Health Authority	96
337 30	Wadena	Town	Saskatoon Regional Health Authority	97
338 30	Watson	Town	Saskatoon Regional Health Authority	97
338 50	Quill Lake	Village	Saskatoon Regional Health Authority	97
339 30	Leroy	Town	Saskatoon Regional Health Authority	97
341 51	Plunkett	Village	Saskatoon Regional Health Authority	97
341 54	Viscount	Village	Saskatoon Regional Health Authority	98
342 30	Colonsay	Town	Saskatoon Regional Health Authority	98
342 53	Meacham	Village	Saskatoon Regional Health Authority	98
343 30	Allan	Town	Saskatoon Regional Health Authority	98
343 50	Clavet	Village	Saskatoon Regional Health Authority	98
343 52	Bradwell	Village	Saskatoon Regional Health Authority	98
343 55	Elstow	Village	Saskatoon Regional Health Authority	98
344 24	Saskatoon	City	Saskatoon Regional Health Authority	99
344 30	Langham	Town	Saskatoon Regional Health Authority	99
344 31	Martensville	Town	Saskatoon Regional Health Authority	99
344 32	Warman	Town	Saskatoon Regional Health Authority	99
344 33	Dalmeny	Town	Saskatoon Regional Health Authority	99
344 34	Osler	Town	Saskatoon Regional Health Authority	99
345 30	Asquith	Town	Saskatoon Regional Health Authority	99
345 31	Delisle	Town	Saskatoon Regional Health Authority	99
345 54	Vanscoy	Village	Saskatoon Regional Health Authority	99
346 55	Kinley	Village	Heartland Regional Health Authority	112
346 58	Perdue	Village	Heartland Regional Health Authority	112
347 30	Biggar	Town	Heartland Regional Health Authority	112
347 59	Springwater	Village	Heartland Regional Health Authority	112
349 50	Handel	Village	Heartland Regional Health Authority	112
349 51	Kelfield	Village	Heartland Regional Health Authority	112
349 52	Ruthilda	Village	Heartland Regional Health Authority	113
350 52	Tramping Lake	Village	Heartland Regional Health Authority	113
351 30	Kerrobert	Town	Heartland Regional Health Authority	113
351 31	Luseland	Town	Heartland Regional Health Authority	113



**2004 Covered Population**  
**Numerical Listing of Reserves, Cities, Towns, and Villages**

<b>Residence Code</b>	<b>Name</b>	<b>Residence Type</b>	<b>Regional Health Authority</b>	<b>Page Number</b>
366 30	Kelvington	Town	Kelsey Trail Regional Health Authority	116
367 30	Rose Valley	Town	Kelsey Trail Regional Health Authority	116
367 50	Fosston	Village	Kelsey Trail Regional Health Authority	116
368 52	Spalding	Village	Saskatoon Regional Health Authority	100
369 50	Annaheim	Village	Saskatoon Regional Health Authority	100
369 51	Englefeld	Village	Saskatoon Regional Health Authority	100
369 52	Lake Lenore	Village	Saskatoon Regional Health Authority	100
369 53	Muenster	Village	Saskatoon Regional Health Authority	100
369 54	St. Gregor	Village	Saskatoon Regional Health Authority	100
370 20	Humboldt	City	Saskatoon Regional Health Authority	101
371 30	Bruno	Town	Saskatoon Regional Health Authority	101
372 30	Vonda	Town	Saskatoon Regional Health Authority	101
372 51	Prud'Homme	Village	Saskatoon Regional Health Authority	101
373 30	Aberdeen	Town	Saskatoon Regional Health Authority	101
378 50	Cando	Village	Heartland Regional Health Authority	114
379 53	Landis	Village	Heartland Regional Health Authority	114
380 30	Scott	Town	Heartland Regional Health Authority	114
381 55	Salvador	Village	Heartland Regional Health Authority	114
382 30	Macklin	Town	Heartland Regional Health Authority	114
382 51	Denzil	Village	Heartland Regional Health Authority	114
382 52	Evesham	Village	Heartland Regional Health Authority	115
382 55	Primate	Village	Heartland Regional Health Authority	115
394 30	Hudson Bay	Town	Kelsey Trail Regional Health Authority	116
395 30	Porcupine Plain	Town	Kelsey Trail Regional Health Authority	117
395 50	Carragana	Village	Kelsey Trail Regional Health Authority	117
395 56	Weekes	Village	Kelsey Trail Regional Health Authority	117
397 51	Archerwill	Village	Kelsey Trail Regional Health Authority	117
398 30	Naicam	Town	Kelsey Trail Regional Health Authority	117
398 50	Pleasantdale	Village	Kelsey Trail Regional Health Authority	117
399 55	St. Brieux	Village	Kelsey Trail Regional Health Authority	118
400 50	Middle Lake	Village	Saskatoon Regional Health Authority	102
400 51	St. Benedict	Village	Saskatoon Regional Health Authority	102
400 52	Pilger	Village	Saskatoon Regional Health Authority	102
401 30	Wakaw	Town	Saskatoon Regional Health Authority	102
401 31	Cudworth	Town	Saskatoon Regional Health Authority	102
402 50	Alvena	Village	Saskatoon Regional Health Authority	102
403 30	Rosthern	Town	Saskatoon Regional Health Authority	102
403 31	Hague	Town	Saskatoon Regional Health Authority	103
404 30	Waldheim	Town	Saskatoon Regional Health Authority	103
404 50	Hepburn	Village	Saskatoon Regional Health Authority	103
404 51	Laird	Village	Saskatoon Regional Health Authority	103
405 30	Radisson	Town	Saskatoon Regional Health Authority	103
405 50	Borden	Village	Saskatoon Regional Health Authority	103

**2004 Covered Population**  
**Numerical Listing of Reserves, Cities, Towns, and Villages**

<b>Residence Code</b>	<b>Name</b>	<b>Residence Type</b>	<b>Regional Health Authority</b>	<b>Page Number</b>
406 50	Denholm	Village	Prairie North Regional Health Authority	129
406 53	Maymont	Village	Prairie North Regional Health Authority	129
406 54	Ruddell	Village	Prairie North Regional Health Authority	129
409 30	Wilkie	Town	Heartland Regional Health Authority	115
410 30	Unity	Town	Heartland Regional Health Authority	115
410 50	Adanac	Village	Heartland Regional Health Authority	115
411 52	Senlac	Village	Heartland Regional Health Authority	115
426 50	Mistatim	Village	Kelsey Trail Regional Health Authority	118
426 51	Bjorkdale	Village	Kelsey Trail Regional Health Authority	118
427 30	Tisdale	Town	Kelsey Trail Regional Health Authority	118
428 20	Melfort	City	Kelsey Trail Regional Health Authority	118
428 31	Star City	Town	Kelsey Trail Regional Health Authority	118
428 55	Valparaiso	Village	Kelsey Trail Regional Health Authority	118
429 50	Beatty	Village	Kelsey Trail Regional Health Authority	119
430 60	Yellow Creek	Village	Kelsey Trail Regional Health Authority	119
431 50	Domremy	Village	Saskatoon Regional Health Authority	104
431 51	St. Louis	Village	Prince Albert Parkland Regional Health Authority	122
434 30	Blaine Lake	Town	Prince Albert Parkland Regional Health Authority	122
434 52	Marcelin	Village	Prince Albert Parkland Regional Health Authority	122
435 30	Hafford	Town	Prince Albert Parkland Regional Health Authority	122
435 53	Krydor	Village	Prince Albert Parkland Regional Health Authority	122
436 53	Richard	Village	Prince Albert Parkland Regional Health Authority	123
436 54	Speers	Village	Prince Albert Parkland Regional Health Authority	123
437 21	North Battleford	City	Prairie North Regional Health Authority	129
438 30	Battleford	Town	Prairie North Regional Health Authority	129
439 30	Cut Knife	Town	Prairie North Regional Health Authority	130
439 53	Rockhaven	Village	Prairie North Regional Health Authority	130
440 57	Neilburg	Village	Prairie North Regional Health Authority	130
442 52	Marsden	Village	Prairie North Regional Health Authority	130
456 30	Arborfield	Town	Kelsey Trail Regional Health Authority	119
456 57	Zenon Park	Village	Kelsey Trail Regional Health Authority	119
457 57	Ridgedale	Village	Kelsey Trail Regional Health Authority	119
459 30	Kinistino	Town	Prince Albert Parkland Regional Health Authority	123
459 59	Weldon	Village	Prince Albert Parkland Regional Health Authority	123
460 30	Birch Hills	Town	Prince Albert Parkland Regional Health Authority	123
461 22	Prince Albert	City	Prince Albert Parkland Regional Health Authority	123
461 55	PA National Park	Village	Prince Albert Parkland Regional Health Authority	123
463 30	Duck Lake	Town	Saskatoon Regional Health Authority	104
464 52	Leask	Village	Prince Albert Parkland Regional Health Authority	124
464 53	Parkside	Village	Prince Albert Parkland Regional Health Authority	124
467 56	Rabbit Lake	Village	Prince Albert Parkland Regional Health Authority	124
468 50	Cochin	Village	Prairie North Regional Health Authority	130
468 54	Meota	Village	Prairie North Regional Health Authority	130

**2004 Covered Population**  
**Numerical Listing of Reserves, Cities, Towns, and Villages**

<b>Residence Code</b>	<b>Name</b>	<b>Residence Type</b>	<b>Regional Health Authority</b>	<b>Page Number</b>
469 51	Edam	Village	Prairie North Regional Health Authority	131
470 53	Paynton	Village	Prairie North Regional Health Authority	131
471 30	Maidstone	Town	Prairie North Regional Health Authority	131
471 57	Waseca	Village	Prairie North Regional Health Authority	131
472 30	Lashburn	Town	Prairie North Regional Health Authority	131
472 56	Marshall	Village	Prairie North Regional Health Authority	132
486 30	Carrot River	Town	Kelsey Trail Regional Health Authority	120
487 30	Nipawin	Town	Kelsey Trail Regional Health Authority	120
487 50	Aylsham	Village	Kelsey Trail Regional Health Authority	120
487 51	Codette	Village	Kelsey Trail Regional Health Authority	120
488 30	Choiceland	Town	Kelsey Trail Regional Health Authority	120
488 56	Love	Village	Kelsey Trail Regional Health Authority	120
488 61	Smeaton	Village	Kelsey Trail Regional Health Authority	121
488 65	White Fox	Village	Kelsey Trail Regional Health Authority	121
490 54	Meath Park	Village	Prince Albert Parkland Regional Health Authority	124
490 58	Weirdale	Village	Prince Albert Parkland Regional Health Authority	124
491 50	Albertville	Village	Prince Albert Parkland Regional Health Authority	125
493 30	Shellbrook	Town	Prince Albert Parkland Regional Health Authority	125
494 51	Canwood	Village	Prince Albert Parkland Regional Health Authority	125
494 52	Debden	Village	Prince Albert Parkland Regional Health Authority	125
496 30	Spiritwood	Town	Prince Albert Parkland Regional Health Authority	125
496 53	Leoville	Village	Prince Albert Parkland Regional Health Authority	125
496 54	Shell Lake	Village	Prince Albert Parkland Regional Health Authority	126
497 61	Medstead	Village	Prince Albert Parkland Regional Health Authority	126
498 52	Glaslyn	Village	Prairie North Regional Health Authority	132
499 30	Turtleford	Town	Prairie North Regional Health Authority	132
499 54	Mervin	Village	Prairie North Regional Health Authority	132
499 56	Spruce Lake	Village	Prairie North Regional Health Authority	132
501 30	St. Walburg	Town	Prairie North Regional Health Authority	132
501 52	Paradise Hill	Village	Prairie North Regional Health Authority	132
502 29	Lloydminster SK	City	Prairie North Regional Health Authority	133
520 50	Candle Lake	Village	Prince Albert Parkland Regional Health Authority	126
520 55	Paddockwood	Village	Prince Albert Parkland Regional Health Authority	126
521 51	Christopher Lake	Village	Prince Albert Parkland Regional Health Authority	126
555 30	Big River	Town	Prince Albert Parkland Regional Health Authority	126
555 50	Chitek Lake	Village	Prince Albert Parkland Regional Health Authority	127
561 50	Makwa	Village	Prairie North Regional Health Authority	133
561 58	Loon Lake	Village	Prairie North Regional Health Authority	133
588 30	Meadow Lake	Town	Prairie North Regional Health Authority	133
588 50	Dorintosh	Village	Prairie North Regional Health Authority	133
622 50	Goodsoil	Village	Prairie North Regional Health Authority	133
622 51	Pierceland	Village	Prairie North Regional Health Authority	134
700 84	Ocean Man First Nation	Reserve	Sun Country Regional Health Authority	54

**2004 Covered Population**  
**Numerical Listing of Reserves, Cities, Towns, and Villages**

<b>Residence Code</b>	<b>Name</b>	<b>Residence Type</b>	<b>Regional Health Authority</b>	<b>Page Number</b>
701 84	Pheasant Rump Nakota	Reserve	Sun Country Regional Health Authority	55
710 80	Saulteaux First Nation	Reserve	Prairie North Regional Health Authority	134
711 80	Poundmaker First Nation	Reserve	Prairie North Regional Health Authority	134
712 80	Sweetgrass First Nation	Reserve	Prairie North Regional Health Authority	134
713 80	Red Pheasant First Nation	Reserve	Prairie North Regional Health Authority	134
714 80	Mosquito/Grizzly Bear's Head/Lean Ma	Reserve	Prairie North Regional Health Authority	134
715 80	Little Pine First Nation	Reserve	Prairie North Regional Health Authority	134
716 80	Lucky Man Cree Nation	Reserve	Prince Albert Parkland Regional Health Authority	127
717 80	Moosomin First Nation	Reserve	Prairie North Regional Health Authority	134
718 80	Thunderchild First Nation	Reserve	Prairie North Regional Health Authority	134
719 80	Onion Lake First Nation	Reserve	Prairie North Regional Health Authority	134
720 82	Peter Ballantyne Cree Nation	Reserve	Mamawetan Churchill River Regional Health Authority	136
721 82	Red Earth First Nation	Reserve	Kelsey Trail Regional Health Authority	121
722 82	Shoal Lake of the Cree Nation	Reserve	Kelsey Trail Regional Health Authority	121
723 82	Sturgeon Lake First Nation	Reserve	Prince Albert Parkland Regional Health Authority	127
724 82	Lac La Ronge Indian Band	Reserve	Mamawetan Churchill River Regional Health Authority	136
725 82	Cumberland House Cree Nation	Reserve	Kelsey Trail Regional Health Authority	121
726 82	Montreal Lake Cree Nation	Reserve	Mamawetan Churchill River/Prince Albert Parkland	127 and 136
727 82	Wahpeton Dakota Nation	Reserve	Prince Albert Parkland Regional Health Authority	127
728 82	Hatchet Lake Nation	Reserve	Mamawetan Churchill River Regional Health Authority	136
730 84	White Bear First Nation	Reserve	Sun Country Regional Health Authority	55
731 84	Ochapowace First Nation	Reserve	Regina Qu'Appelle Regional Health Authority	82
732 84	Kahkewistahaw First Nation	Reserve	Regina Qu'Appelle Regional Health Authority	82
733 84	Cowessess First Nation	Reserve	Regina Qu'Appelle Regional Health Authority	82
734 84	Sakimay First Nation	Reserve	Regina Qu'Appelle Regional Health Authority	82
735 84	Cote First Nation 366	Reserve	Sunrise Regional Health Authority	92
736 84	Keeseekoose First Nation	Reserve	Sunrise Regional Health Authority	92
737 84	Key First Nation	Reserve	Sunrise Regional Health Authority	92
740 80	Flying Dust First Nation	Reserve	Prairie North Regional Health Authority	135
741 80	Waterhen Lake First Nation	Reserve	Prairie North Regional Health Authority	135
742 80	Makwa Sahgaiehcán First Nation	Reserve	Prairie North Regional Health Authority	135
743 80	Island Lake First Nation	Reserve	Prairie North Regional Health Authority	135
744 80	Joseph Bighead First Nation	Reserve	Prairie North Regional Health Authority	135
745 80	Birch Narrows First Nation	Reserve	Keewatin Yatthé Regional Health Authority	138
746 80	Canoe Lake First Nation	Reserve	Keewatin Yatthé Regional Health Authority	138
747 80	Buffalo River Dene Nation	Reserve	Keewatin Yatthé Regional Health Authority	138
748 80	Clearwater River Dene Nation	Reserve	Keewatin Yatthé Regional Health Authority	138
749 82	Black Lake First Nation	Reserve	Athabasca Health Authority	140
750 82	Fond du Lac Denesuline First Nation	Reserve	Athabasca Health Authority	140
751 80	English River First Nation	Reserve	Keewatin Yatthé Regional Health Authority	138
756 84	Wood Mountain First Nation	Reserve	Five Hills Regional Health Authority	63
757 84	Nekaneet First Nation	Reserve	Cypress Regional Health Authority	71
759 80	Whitecap Dakota Sioux First Nation	Reserve	Saskatoon Regional Health Authority	104

**2004 Covered Population**  
**Numerical Listing of Reserves, Cities, Towns, and Villages**

<b>Residence Code</b>	<b>Name</b>	<b>Residence Type</b>	<b>Regional Health Authority</b>	<b>Page Number</b>
760 82	One Arrow First Nation	Reserve	Saskatoon Regional Health Authority	104
761 82	Beardy's & Okemasis	Reserve	Saskatoon Regional Health Authority	104
762 82	Muskoday First Nation	Reserve	Prince Albert Parkland Regional Health Authority	127
763 82	James Smith Cree Nation	Reserve	Prince Albert Parkland Regional Health Authority	127
764 82	Muskeg Lake Cree Nation	Reserve	Prince Albert Parkland Regional Health Authority	127
765 82	Mistawasis Band	Reserve	Prince Albert Parkland Regional Health Authority	127
766 82	Ahtahkakoop Cree Nation	Reserve	Prince Albert Parkland Regional Health Authority	127
767 82	Big River First Nation	Reserve	Prince Albert Parkland Regional Health Authority	128
768 82	Pelican Lake First Nation	Reserve	Prince Albert Parkland Regional Health Authority	128
769 82	Witchehan Lake First Nation	Reserve	Prince Albert Parkland Regional Health Authority	128
770 84	Piapot First Nation	Reserve	Regina Qu'Appelle Regional Health Authority	82
771 84	Muscowpetung First Nation	Reserve	Regina Qu'Appelle Regional Health Authority	82
772 84	Pasqua First Nation	Reserve	Regina Qu'Appelle Regional Health Authority	82
773 84	Carry the Kettle First Nation	Reserve	Regina Qu'Appelle Regional Health Authority	82
774 84	Little Black Bear First Nation	Reserve	Regina Qu'Appelle Regional Health Authority	82
775 84	Star Blanket Cree Nation	Reserve	Regina Qu'Appelle Regional Health Authority	83
776 84	Okanese First Nation	Reserve	Regina Qu'Appelle Regional Health Authority	83
777 84	Peepeekisis First Nation	Reserve	Regina Qu'Appelle Regional Health Authority	83
778 84	Standing Buffalo Dakota First Nation	Reserve	Regina Qu'Appelle Regional Health Authority	83
780 84	Muskowekwan First Nation	Reserve	Regina Qu'Appelle Regional Health Authority	83
781 84	Gordon First Nation	Reserve	Regina Qu'Appelle Regional Health Authority	83
782 84	Kawacatoose First Nation	Reserve	Regina Qu'Appelle Regional Health Authority	83
783 84	Day Star First Nation	Reserve	Regina Qu'Appelle Regional Health Authority	83
784 84	Kinistin Saulteaux Nation	Reserve	Kelsey Trail Regional Health Authority	121
785 84	Yellowquill First Nation	Reserve	Kelsey Trail Regional Health Authority	121
786 84	Fishing Lake First Nation	Reserve	Saskatoon Regional Health Authority	104
801 70	Camsell Portage	Northern Village	Athabasca Health Authority	140
801 72	Fond Du Lac	Northern Village	Athabasca Health Authority	140
801 73	Stony Rapids	Northern Village	Athabasca Health Authority	140
801 74	Wollaston Lake	Northern Village	Mamawetan Churchill River Regional Health Authority	136
801 75	Uranium City	Northern Village	Athabasca Health Authority	140
802 70	Buffalo Narrows	Northern Village	Keewatin Yatthé Regional Health Authority	138
802 71	Dillon	Northern Village	Keewatin Yatthé Regional Health Authority	138
802 72	La Loche	Northern Village	Keewatin Yatthé Regional Health Authority	138
802 73	Turnor Lake	Northern Village	Keewatin Yatthé Regional Health Authority	138
803 70	Beauval	Northern Village	Keewatin Yatthé Regional Health Authority	138
803 71	Canoe Narrows	Northern Village	Keewatin Yatthé Regional Health Authority	139
803 72	Dore Lake	Northern Village	Keewatin Yatthé Regional Health Authority	139
803 73	Green Lake	Northern Village	Keewatin Yatthé Regional Health Authority	139
803 74	Ile a la Crosse	Northern Village	Keewatin Yatthé Regional Health Authority	139
803 75	Patuanak	Northern Village	Keewatin Yatthé Regional Health Authority	139
804 30	La Ronge	Town	Mamawetan Churchill River Regional Health Authority	136
804 70	Air Ronge	Northern Village	Mamawetan Churchill River Regional Health Authority	136

***2004 Covered Population***  
**Numerical Listing of Reserves, Cities, Towns, and Villages**

<b>Residence Code</b>	<b>Name</b>	<b>Residence Type</b>	<b>Regional Health Authority</b>	<b>Page Number</b>
804 71	Weyakwin	Northern Village	Mamawetan Churchill River Regional Health Authority	136
804 72	Pinehouse	Northern Village	Mamawetan Churchill River Regional Health Authority	136
804 73	Southend	Northern Village	Mamawetan Churchill River Regional Health Authority	136
804 74	Stanley Mission	Northern Village	Mamawetan Churchill River Regional Health Authority	137
804 75	Timber Bay	Northern Village	Mamawetan Churchill River Regional Health Authority	137
805 30	Creighton	Town	Mamawetan Churchill River Regional Health Authority	137
805 70	Cumberland House	Northern Village	Kelsey Trail Regional Health Authority	121
805 71	Denare Beach	Northern Village	Mamawetan Churchill River Regional Health Authority	137
805 72	Pelican Narrows	Northern Village	Mamawetan Churchill River Regional Health Authority	137
805 73	Sandy Bay	Northern Village	Mamawetan Churchill River Regional Health Authority	137
805 74	Sturgeon Landing	Northern Village	Mamawetan Churchill River Regional Health Authority	137
805 75	Flin Flon Creighton Unorg	Northern Village	Mamawetan Churchill River Regional Health Authority	137

**2004 Covered Population**  
**Residence Type, Sex and Age Group**

Residence Type		Age Groupings																			Total		
		< 1	1 to 4	5 to 9	10 to 14	15 to 19	20 to 24	25 to 29	30 to 34	35 to 39	40 to 44	45 to 49	50 to 54	55 to 59	60 to 64	65 to 69	70 to 74	75 to 79	80 to 84	85 to 89		90 to 94	95 +
<b>Cities</b>	Male	3,444	13,939	18,258	20,439	21,348	21,850	20,523	18,893	19,417	22,983	21,775	17,939	14,310	10,219	8,563	7,865	6,459	4,568	2,438	873	243	276,346
	Female	3,255	13,473	17,444	19,389	20,617	22,367	20,688	18,840	19,489	23,440	22,318	18,265	14,633	11,131	10,029	9,945	9,214	7,902	5,314	2,554	684	290,991
	<b>Total</b>	<b>6,699</b>	<b>27,412</b>	<b>35,702</b>	<b>39,828</b>	<b>41,965</b>	<b>44,217</b>	<b>41,211</b>	<b>37,733</b>	<b>38,906</b>	<b>46,423</b>	<b>44,093</b>	<b>36,204</b>	<b>28,943</b>	<b>21,350</b>	<b>18,592</b>	<b>17,810</b>	<b>15,673</b>	<b>12,470</b>	<b>7,752</b>	<b>3,427</b>	<b>927</b>	<b>567,337</b>
<b>Towns</b>	Male	1,052	4,641	6,218	6,476	6,461	5,860	5,304	5,229	5,551	6,723	6,448	5,342	4,243	3,391	3,017	2,942	2,875	2,251	1,413	590	151	86,178
	Female	976	4,310	6,180	6,029	6,134	5,491	5,279	5,462	5,638	6,456	5,981	5,038	4,251	3,447	3,311	3,627	3,972	3,697	2,696	1,383	432	89,790
	<b>Total</b>	<b>2,028</b>	<b>8,951</b>	<b>12,398</b>	<b>12,505</b>	<b>12,595</b>	<b>11,351</b>	<b>10,583</b>	<b>10,691</b>	<b>11,189</b>	<b>13,179</b>	<b>12,429</b>	<b>10,380</b>	<b>8,494</b>	<b>6,838</b>	<b>6,328</b>	<b>6,569</b>	<b>6,847</b>	<b>5,948</b>	<b>4,109</b>	<b>1,973</b>	<b>583</b>	<b>175,968</b>
<b>Villages</b>	Male	687	2,747	3,864	3,611	3,618	3,034	2,742	2,764	2,878	3,225	3,078	2,524	2,103	1,746	1,491	1,312	1,140	807	428	168	43	44,010
	Female	678	2,635	3,673	3,446	3,355	2,874	2,794	2,700	2,761	3,018	2,659	2,233	1,899	1,587	1,377	1,360	1,257	1,162	789	408	93	42,758
	<b>Total</b>	<b>1,365</b>	<b>5,382</b>	<b>7,537</b>	<b>7,057</b>	<b>6,973</b>	<b>5,908</b>	<b>5,536</b>	<b>5,464</b>	<b>5,639</b>	<b>6,243</b>	<b>5,737</b>	<b>4,757</b>	<b>4,002</b>	<b>3,333</b>	<b>2,868</b>	<b>2,672</b>	<b>2,397</b>	<b>1,969</b>	<b>1,217</b>	<b>576</b>	<b>136</b>	<b>86,768</b>
<b>Rural Municipalities</b>	Male	353	1,590	2,603	5,043	6,627	6,498	3,548	2,495	3,181	5,241	6,912	7,065	5,910	4,883	4,284	3,771	2,829	1,721	718	216	44	75,532
	Female	328	1,601	2,506	4,753	6,111	4,936	2,287	2,091	3,132	5,330	6,534	6,155	5,337	4,420	3,540	2,998	2,198	1,412	709	222	65	66,665
	<b>Total</b>	<b>681</b>	<b>3,191</b>	<b>5,109</b>	<b>9,796</b>	<b>12,738</b>	<b>11,434</b>	<b>5,835</b>	<b>4,586</b>	<b>6,313</b>	<b>10,571</b>	<b>13,446</b>	<b>13,220</b>	<b>11,247</b>	<b>9,303</b>	<b>7,824</b>	<b>6,769</b>	<b>5,027</b>	<b>3,133</b>	<b>1,427</b>	<b>438</b>	<b>109</b>	<b>142,197</b>
<b>Reserves</b>	Male	557	2,009	2,570	3,133	2,780	2,048	1,593	1,535	1,589	1,406	1,199	904	687	490	354	291	179	87	36	12	3	23,462
	Female	595	1,944	2,429	2,962	2,624	1,792	1,414	1,493	1,543	1,397	1,104	841	623	469	394	289	187	130	63	22	10	22,325
	<b>Total</b>	<b>1,152</b>	<b>3,953</b>	<b>4,999</b>	<b>6,095</b>	<b>5,404</b>	<b>3,840</b>	<b>3,007</b>	<b>3,028</b>	<b>3,132</b>	<b>2,803</b>	<b>2,303</b>	<b>1,745</b>	<b>1,310</b>	<b>959</b>	<b>748</b>	<b>580</b>	<b>366</b>	<b>217</b>	<b>99</b>	<b>34</b>	<b>13</b>	<b>45,787</b>
<b>Total Covered Population</b>																							
<b>Provincial</b>	Male	6,093	24,926	33,513	38,702	40,834	39,290	33,710	30,916	32,616	39,578	39,412	33,774	27,253	20,729	17,709	16,181	13,482	9,434	5,033	1,859	484	505,528
	Female	5,832	23,963	32,232	36,579	38,841	37,460	32,462	30,586	32,563	39,641	38,596	32,532	26,743	21,054	18,651	18,219	16,828	14,303	9,571	4,589	1,284	512,529
	<b>Total</b>	<b>11,925</b>	<b>48,889</b>	<b>65,745</b>	<b>75,281</b>	<b>79,675</b>	<b>76,750</b>	<b>66,172</b>	<b>61,502</b>	<b>65,179</b>	<b>79,219</b>	<b>78,008</b>	<b>66,306</b>	<b>53,996</b>	<b>41,783</b>	<b>36,360</b>	<b>34,400</b>	<b>30,310</b>	<b>23,737</b>	<b>14,604</b>	<b>6,448</b>	<b>1,768</b>	<b>1,018,057</b>

**2004 Covered Population**  
**Residence Type and Size of Family Group**

Residence Type	Total Population	Size of Family Group																Total Families
		1	2	3	4	5	6	7	8	9	10	11	12	13	14	15	16 +	
Cities	567,337	201,039	76,397	24,043	22,599	7,437	1,679	360	97	28	15	2	0	0	0	0	0	333,696
Towns	175,968	54,334	24,280	7,023	7,562	3,084	770	152	52	13	7	1	1	1	1	0	0	97,281
Villages	86,768	27,516	10,876	3,503	3,348	1,647	530	164	78	27	10	3	3	0	0	0	0	47,705
Rural Municipalities	142,197	40,225	26,359	4,661	4,595	2,161	698	154	59	25	5	2	2	1	1	0	0	78,948
Reserves	45,787	15,946	3,422	2,107	1,498	923	458	263	99	43	22	5	1	0	1	0	0	24,788
<b>Total</b>	<b>1,018,057</b>	<b>339,060</b>	<b>141,334</b>	<b>41,337</b>	<b>39,602</b>	<b>15,252</b>	<b>4,135</b>	<b>1,093</b>	<b>385</b>	<b>136</b>	<b>59</b>	<b>13</b>	<b>7</b>	<b>2</b>	<b>3</b>	<b>0</b>	<b>0</b>	<b>582,418</b>



**2004 Covered Population**  
**Residence Type and Age**

Residence Type		Age																Subtotal (<1 to 16)	
		<1	1	2	3	4	5	6	7	8	9	10	11	12	13	14	15		16
<b>Cities</b>																			
	Male	3,444	3,468	3,404	3,566	3,501	3,480	3,616	3,636	3,722	3,804	3,906	3,933	4,029	4,185	4,386	4,190	4,197	64,467
	Female	3,255	3,312	3,318	3,326	3,517	3,365	3,356	3,469	3,564	3,690	3,695	3,768	3,968	3,909	4,049	4,141	3,851	61,553
	<b>Total</b>	<b>6,699</b>	<b>6,780</b>	<b>6,722</b>	<b>6,892</b>	<b>7,018</b>	<b>6,845</b>	<b>6,972</b>	<b>7,105</b>	<b>7,286</b>	<b>7,494</b>	<b>7,601</b>	<b>7,701</b>	<b>7,997</b>	<b>8,094</b>	<b>8,435</b>	<b>8,331</b>	<b>8,048</b>	<b>126,020</b>
<b>Towns</b>																			
	Male	1,052	1,162	1,210	1,072	1,197	1,164	1,163	1,315	1,306	1,270	1,214	1,296	1,302	1,295	1,369	1,292	1,248	20,927
	Female	976	1,048	1,085	1,058	1,119	1,143	1,222	1,215	1,264	1,336	1,176	1,166	1,238	1,187	1,262	1,308	1,204	20,007
	<b>Total</b>	<b>2,028</b>	<b>2,210</b>	<b>2,295</b>	<b>2,130</b>	<b>2,316</b>	<b>2,307</b>	<b>2,385</b>	<b>2,530</b>	<b>2,570</b>	<b>2,606</b>	<b>2,390</b>	<b>2,462</b>	<b>2,540</b>	<b>2,482</b>	<b>2,631</b>	<b>2,600</b>	<b>2,452</b>	<b>40,934</b>
<b>Villages</b>																			
	Male	687	670	679	664	734	752	697	785	826	804	710	694	719	720	768	740	718	12,367
	Female	678	673	639	664	659	676	665	776	804	752	683	674	675	722	692	704	676	11,812
	<b>Total</b>	<b>1,365</b>	<b>1,343</b>	<b>1,318</b>	<b>1,328</b>	<b>1,393</b>	<b>1,428</b>	<b>1,362</b>	<b>1,561</b>	<b>1,630</b>	<b>1,556</b>	<b>1,393</b>	<b>1,368</b>	<b>1,394</b>	<b>1,442</b>	<b>1,460</b>	<b>1,444</b>	<b>1,394</b>	<b>24,179</b>
<b>Rural Municipalities</b>																			
	Male	353	369	407	393	421	518	472	503	470	640	897	910	993	1,089	1,154	1,247	1,223	12,059
	Female	328	358	406	398	439	474	510	496	444	582	770	870	940	1,038	1,135	1,126	1,164	11,478
	<b>Total</b>	<b>681</b>	<b>727</b>	<b>813</b>	<b>791</b>	<b>860</b>	<b>992</b>	<b>982</b>	<b>999</b>	<b>914</b>	<b>1,222</b>	<b>1,667</b>	<b>1,780</b>	<b>1,933</b>	<b>2,127</b>	<b>2,289</b>	<b>2,373</b>	<b>2,387</b>	<b>23,537</b>
<b>Reserves</b>																			
	Male	557	465	532	516	496	573	456	526	499	516	553	667	662	634	617	577	564	9,410
	Female	595	452	483	539	470	496	482	498	454	499	571	590	603	606	592	538	572	9,040
	<b>Total</b>	<b>1,152</b>	<b>917</b>	<b>1,015</b>	<b>1,055</b>	<b>966</b>	<b>1,069</b>	<b>938</b>	<b>1,024</b>	<b>953</b>	<b>1,015</b>	<b>1,124</b>	<b>1,257</b>	<b>1,265</b>	<b>1,240</b>	<b>1,209</b>	<b>1,115</b>	<b>1,136</b>	<b>18,450</b>
<b>Subtotal Covered Population</b>																			
<b>Provincial</b>																			
	Male	6,093	6,134	6,232	6,211	6,349	6,487	6,404	6,765	6,823	7,034	7,280	7,500	7,705	7,923	8,294	8,046	7,950	119,230
	Female	5,832	5,843	5,931	5,985	6,204	6,154	6,235	6,454	6,530	6,859	6,895	7,068	7,424	7,462	7,730	7,817	7,467	113,890
	<b>Total</b>	<b>11,925</b>	<b>11,977</b>	<b>12,163</b>	<b>12,196</b>	<b>12,553</b>	<b>12,641</b>	<b>12,639</b>	<b>13,219</b>	<b>13,353</b>	<b>13,893</b>	<b>14,175</b>	<b>14,568</b>	<b>15,129</b>	<b>15,385</b>	<b>16,024</b>	<b>15,863</b>	<b>15,417</b>	<b>233,120</b>

**2004 Covered Population**  
**Residence Type and Age**

Residence Type		Age																Subtotal (17 to 33)	
		17	18	19	20	21	22	23	24	25	26	27	28	29	30	31	32		33
<b>Cities</b>																			
	Male	4,223	4,369	4,369	4,335	4,435	4,415	4,356	4,309	4,288	4,172	4,133	3,962	3,968	3,784	3,806	3,794	3,811	70,529
	Female	4,085	4,200	4,340	4,424	4,649	4,482	4,426	4,386	4,370	4,203	4,179	4,035	3,901	3,693	3,872	3,763	3,787	70,795
	<b>Total</b>	<b>8,308</b>	<b>8,569</b>	<b>8,709</b>	<b>8,759</b>	<b>9,084</b>	<b>8,897</b>	<b>8,782</b>	<b>8,695</b>	<b>8,658</b>	<b>8,375</b>	<b>8,312</b>	<b>7,997</b>	<b>7,869</b>	<b>7,477</b>	<b>7,678</b>	<b>7,557</b>	<b>7,598</b>	<b>141,324</b>
<b>Towns</b>																			
	Male	1,254	1,346	1,321	1,239	1,188	1,122	1,239	1,072	1,068	1,042	1,037	1,088	1,069	1,040	1,099	1,012	1,060	19,296
	Female	1,214	1,227	1,181	1,157	1,150	1,087	1,037	1,060	1,008	1,028	1,108	1,063	1,072	1,106	1,140	1,058	1,084	18,780
	<b>Total</b>	<b>2,468</b>	<b>2,573</b>	<b>2,502</b>	<b>2,396</b>	<b>2,338</b>	<b>2,209</b>	<b>2,276</b>	<b>2,132</b>	<b>2,076</b>	<b>2,070</b>	<b>2,145</b>	<b>2,151</b>	<b>2,141</b>	<b>2,146</b>	<b>2,239</b>	<b>2,070</b>	<b>2,144</b>	<b>38,076</b>
<b>Villages</b>																			
	Male	701	766	693	616	650	620	594	554	571	522	519	585	545	532	570	595	554	10,187
	Female	707	657	611	616	631	564	551	512	495	578	548	587	586	565	520	512	564	9,804
	<b>Total</b>	<b>1,408</b>	<b>1,423</b>	<b>1,304</b>	<b>1,232</b>	<b>1,281</b>	<b>1,184</b>	<b>1,145</b>	<b>1,066</b>	<b>1,066</b>	<b>1,100</b>	<b>1,067</b>	<b>1,172</b>	<b>1,131</b>	<b>1,097</b>	<b>1,090</b>	<b>1,107</b>	<b>1,118</b>	<b>19,991</b>
<b>Rural Municipalities</b>																			
	Male	1,306	1,409	1,442	1,471	1,451	1,298	1,204	1,074	922	802	663	593	568	555	481	468	505	16,212
	Female	1,275	1,278	1,268	1,204	1,142	1,019	861	710	607	460	448	403	369	336	389	414	443	12,626
	<b>Total</b>	<b>2,581</b>	<b>2,687</b>	<b>2,710</b>	<b>2,675</b>	<b>2,593</b>	<b>2,317</b>	<b>2,065</b>	<b>1,784</b>	<b>1,529</b>	<b>1,262</b>	<b>1,111</b>	<b>996</b>	<b>937</b>	<b>891</b>	<b>870</b>	<b>882</b>	<b>948</b>	<b>28,838</b>
<b>Reserves</b>																			
	Male	586	541	512	437	433	428	390	360	373	325	303	323	269	299	288	308	320	6,495
	Female	578	476	460	431	400	368	291	302	291	264	299	274	286	261	292	300	303	5,876
	<b>Total</b>	<b>1,164</b>	<b>1,017</b>	<b>972</b>	<b>868</b>	<b>833</b>	<b>796</b>	<b>681</b>	<b>662</b>	<b>664</b>	<b>589</b>	<b>602</b>	<b>597</b>	<b>555</b>	<b>560</b>	<b>580</b>	<b>608</b>	<b>623</b>	<b>12,371</b>
<b>Subtotal Covered Population</b>																			
<b>Provincial</b>																			
	Male	8,070	8,431	8,337	8,098	8,157	7,883	7,783	7,369	7,222	6,863	6,655	6,551	6,419	6,210	6,244	6,177	6,250	122,719
	Female	7,859	7,838	7,860	7,832	7,972	7,520	7,166	6,970	6,771	6,533	6,582	6,362	6,214	5,961	6,213	6,047	6,181	117,881
	<b>Total</b>	<b>15,929</b>	<b>16,269</b>	<b>16,197</b>	<b>15,930</b>	<b>16,129</b>	<b>15,403</b>	<b>14,949</b>	<b>14,339</b>	<b>13,993</b>	<b>13,396</b>	<b>13,237</b>	<b>12,913</b>	<b>12,633</b>	<b>12,171</b>	<b>12,457</b>	<b>12,224</b>	<b>12,431</b>	<b>240,600</b>

**2004 Covered Population**  
**Residence Type and Age**

Residence Type		Age																Subtotal (34 to 50)	
		34	35	36	37	38	39	40	41	42	43	44	45	46	47	48	49		50
<b>Cities</b>																			
	Male	3,698	3,748	3,648	3,695	4,028	4,298	4,449	4,698	4,548	4,656	4,632	4,504	4,345	4,405	4,189	4,332	4,003	71,876
	Female	3,725	3,731	3,701	3,764	3,962	4,331	4,657	4,744	4,732	4,651	4,656	4,729	4,431	4,404	4,369	4,385	4,222	73,194
	<b>Total</b>	<b>7,423</b>	<b>7,479</b>	<b>7,349</b>	<b>7,459</b>	<b>7,990</b>	<b>8,629</b>	<b>9,106</b>	<b>9,442</b>	<b>9,280</b>	<b>9,307</b>	<b>9,288</b>	<b>9,233</b>	<b>8,776</b>	<b>8,809</b>	<b>8,558</b>	<b>8,717</b>	<b>8,225</b>	<b>145,070</b>
<b>Towns</b>																			
	Male	1,018	1,089	1,052	1,062	1,082	1,266	1,328	1,350	1,352	1,359	1,334	1,305	1,313	1,288	1,272	1,270	1,205	20,945
	Female	1,074	1,058	1,092	1,046	1,180	1,262	1,337	1,323	1,278	1,228	1,290	1,195	1,223	1,245	1,169	1,149	1,174	20,323
	<b>Total</b>	<b>2,092</b>	<b>2,147</b>	<b>2,144</b>	<b>2,108</b>	<b>2,262</b>	<b>2,528</b>	<b>2,665</b>	<b>2,673</b>	<b>2,630</b>	<b>2,587</b>	<b>2,624</b>	<b>2,500</b>	<b>2,536</b>	<b>2,533</b>	<b>2,441</b>	<b>2,419</b>	<b>2,379</b>	<b>41,268</b>
<b>Villages</b>																			
	Male	513	565	541	581	548	643	647	635	674	645	624	649	670	580	611	568	561	10,255
	Female	539	540	540	553	529	599	662	628	611	542	575	594	542	559	487	477	499	9,476
	<b>Total</b>	<b>1,052</b>	<b>1,105</b>	<b>1,081</b>	<b>1,134</b>	<b>1,077</b>	<b>1,242</b>	<b>1,309</b>	<b>1,263</b>	<b>1,285</b>	<b>1,187</b>	<b>1,199</b>	<b>1,243</b>	<b>1,212</b>	<b>1,139</b>	<b>1,098</b>	<b>1,045</b>	<b>1,060</b>	<b>19,731</b>
<b>Rural Municipalities</b>																			
	Male	486	516	583	618	670	794	896	983	1,039	1,115	1,208	1,252	1,326	1,379	1,458	1,497	1,548	17,368
	Female	509	527	536	628	678	763	921	989	1,090	1,107	1,223	1,242	1,266	1,270	1,373	1,383	1,322	16,827
	<b>Total</b>	<b>995</b>	<b>1,043</b>	<b>1,119</b>	<b>1,246</b>	<b>1,348</b>	<b>1,557</b>	<b>1,817</b>	<b>1,972</b>	<b>2,129</b>	<b>2,222</b>	<b>2,431</b>	<b>2,494</b>	<b>2,592</b>	<b>2,649</b>	<b>2,831</b>	<b>2,880</b>	<b>2,870</b>	<b>34,195</b>
<b>Reserves</b>																			
	Male	320	342	328	302	316	301	302	300	258	285	261	281	249	239	217	213	211	4,725
	Female	337	308	291	303	342	299	279	297	269	278	274	260	228	226	204	186	174	4,555
	<b>Total</b>	<b>657</b>	<b>650</b>	<b>619</b>	<b>605</b>	<b>658</b>	<b>600</b>	<b>581</b>	<b>597</b>	<b>527</b>	<b>563</b>	<b>535</b>	<b>541</b>	<b>477</b>	<b>465</b>	<b>421</b>	<b>399</b>	<b>385</b>	<b>9,280</b>
<b>Subtotal Covered Population</b>																			
<b>Provincial</b>																			
	Male	6,035	6,260	6,152	6,258	6,644	7,302	7,622	7,966	7,871	8,060	8,059	7,991	7,903	7,891	7,747	7,880	7,528	125,169
	Female	6,184	6,164	6,160	6,294	6,691	7,254	7,856	7,981	7,980	7,806	8,018	8,020	7,690	7,704	7,602	7,580	7,391	124,375
	<b>Total</b>	<b>12,219</b>	<b>12,424</b>	<b>12,312</b>	<b>12,552</b>	<b>13,335</b>	<b>14,556</b>	<b>15,478</b>	<b>15,947</b>	<b>15,851</b>	<b>15,866</b>	<b>16,077</b>	<b>16,011</b>	<b>15,593</b>	<b>15,595</b>	<b>15,349</b>	<b>15,460</b>	<b>14,919</b>	<b>249,544</b>

**2004 Covered Population**  
**Residence Type and Age**

Residence Type		Age																Subtotal (51 to 67)	
		51	52	53	54	55	56	57	58	59	60	61	62	63	64	65	66		67
<b>Cities</b>																			
	Male	3,744	3,560	3,353	3,279	3,185	3,089	3,145	2,543	2,348	2,250	2,147	1,959	1,972	1,891	1,806	1,755	1,665	43,691
	Female	3,743	3,516	3,480	3,304	3,338	3,129	3,243	2,531	2,392	2,256	2,343	2,211	2,243	2,078	2,015	2,155	2,000	45,977
	<b>Total</b>	<b>7,487</b>	<b>7,076</b>	<b>6,833</b>	<b>6,583</b>	<b>6,523</b>	<b>6,218</b>	<b>6,388</b>	<b>5,074</b>	<b>4,740</b>	<b>4,506</b>	<b>4,490</b>	<b>4,170</b>	<b>4,215</b>	<b>3,969</b>	<b>3,821</b>	<b>3,910</b>	<b>3,665</b>	<b>89,668</b>
<b>Towns</b>																			
	Male	1,126	1,062	986	963	906	883	933	794	727	727	749	645	640	630	640	584	591	13,586
	Female	1,045	990	911	918	875	908	912	835	721	712	735	647	702	651	628	656	665	13,511
	<b>Total</b>	<b>2,171</b>	<b>2,052</b>	<b>1,897</b>	<b>1,881</b>	<b>1,781</b>	<b>1,791</b>	<b>1,845</b>	<b>1,629</b>	<b>1,448</b>	<b>1,439</b>	<b>1,484</b>	<b>1,292</b>	<b>1,342</b>	<b>1,281</b>	<b>1,268</b>	<b>1,240</b>	<b>1,256</b>	<b>27,097</b>
<b>Villages</b>																			
	Male	528	508	475	452	437	419	467	397	383	371	379	314	348	334	331	289	286	6,718
	Female	460	435	439	400	396	377	411	396	319	336	360	289	289	313	296	286	270	6,072
	<b>Total</b>	<b>988</b>	<b>943</b>	<b>914</b>	<b>852</b>	<b>833</b>	<b>796</b>	<b>878</b>	<b>793</b>	<b>702</b>	<b>707</b>	<b>739</b>	<b>603</b>	<b>637</b>	<b>647</b>	<b>627</b>	<b>575</b>	<b>556</b>	<b>12,790</b>
<b>Rural Municipalities</b>																			
	Male	1,456	1,365	1,360	1,336	1,280	1,241	1,184	1,106	1,099	1,016	1,024	938	1,045	860	885	870	828	18,893
	Female	1,265	1,218	1,205	1,145	1,163	1,106	1,138	946	984	950	971	873	891	735	769	736	710	16,805
	<b>Total</b>	<b>2,721</b>	<b>2,583</b>	<b>2,565</b>	<b>2,481</b>	<b>2,443</b>	<b>2,347</b>	<b>2,322</b>	<b>2,052</b>	<b>2,083</b>	<b>1,966</b>	<b>1,995</b>	<b>1,811</b>	<b>1,936</b>	<b>1,595</b>	<b>1,654</b>	<b>1,606</b>	<b>1,538</b>	<b>35,698</b>
<b>Reserves</b>																			
	Male	188	167	177	161	163	143	135	125	121	113	108	90	91	88	79	69	70	2,088
	Female	197	152	142	176	137	139	128	122	97	83	111	92	96	87	71	111	82	2,023
	<b>Total</b>	<b>385</b>	<b>319</b>	<b>319</b>	<b>337</b>	<b>300</b>	<b>282</b>	<b>263</b>	<b>247</b>	<b>218</b>	<b>196</b>	<b>219</b>	<b>182</b>	<b>187</b>	<b>175</b>	<b>150</b>	<b>180</b>	<b>152</b>	<b>4,111</b>
<b>Subtotal Covered Population</b>																			
<b>Provincial</b>																			
	Male	7,042	6,662	6,351	6,191	5,971	5,775	5,864	4,965	4,678	4,477	4,407	3,946	4,096	3,803	3,741	3,567	3,440	84,976
	Female	6,710	6,311	6,177	5,943	5,909	5,659	5,832	4,830	4,513	4,337	4,520	4,112	4,221	3,864	3,779	3,944	3,727	84,388
	<b>Total</b>	<b>13,752</b>	<b>12,973</b>	<b>12,528</b>	<b>12,134</b>	<b>11,880</b>	<b>11,434</b>	<b>11,696</b>	<b>9,795</b>	<b>9,191</b>	<b>8,814</b>	<b>8,927</b>	<b>8,058</b>	<b>8,317</b>	<b>7,667</b>	<b>7,520</b>	<b>7,511</b>	<b>7,167</b>	<b>169,364</b>

**2004 Covered Population**  
**Residence Type and Age**

Residence Type		Age																Subtotal (68 to 84)	
		68	69	70	71	72	73	74	75	76	77	78	79	80	81	82	83		84
<b>Cities</b>																			
	Male	1,693	1,644	1,616	1,663	1,540	1,587	1,459	1,445	1,340	1,289	1,215	1,170	1,085	988	915	813	767	22,229
	Female	1,917	1,942	2,024	1,974	1,940	1,976	2,031	1,837	1,885	1,864	1,777	1,851	1,692	1,653	1,607	1,458	1,492	30,920
	<b>Total</b>	<b>3,610</b>	<b>3,586</b>	<b>3,640</b>	<b>3,637</b>	<b>3,480</b>	<b>3,563</b>	<b>3,490</b>	<b>3,282</b>	<b>3,225</b>	<b>3,153</b>	<b>2,992</b>	<b>3,021</b>	<b>2,777</b>	<b>2,641</b>	<b>2,522</b>	<b>2,271</b>	<b>2,259</b>	<b>53,149</b>
<b>Towns</b>																			
	Male	602	600	570	604	595	579	594	578	606	583	551	557	517	471	468	423	372	9,270
	Female	661	701	671	715	708	743	790	738	811	808	809	806	765	738	745	715	734	12,658
	<b>Total</b>	<b>1,263</b>	<b>1,301</b>	<b>1,241</b>	<b>1,319</b>	<b>1,303</b>	<b>1,322</b>	<b>1,384</b>	<b>1,316</b>	<b>1,417</b>	<b>1,391</b>	<b>1,360</b>	<b>1,363</b>	<b>1,282</b>	<b>1,209</b>	<b>1,213</b>	<b>1,138</b>	<b>1,106</b>	<b>21,928</b>
<b>Villages</b>																			
	Male	287	298	260	262	276	254	260	256	259	223	207	195	195	167	172	141	132	3,844
	Female	274	251	255	274	290	271	270	267	274	214	257	245	233	229	231	217	252	4,304
	<b>Total</b>	<b>561</b>	<b>549</b>	<b>515</b>	<b>536</b>	<b>566</b>	<b>525</b>	<b>530</b>	<b>523</b>	<b>533</b>	<b>437</b>	<b>464</b>	<b>440</b>	<b>428</b>	<b>396</b>	<b>403</b>	<b>358</b>	<b>384</b>	<b>8,148</b>
<b>Rural Municipalities</b>																			
	Male	866	835	792	755	776	745	703	657	598	573	519	482	457	374	340	295	255	10,022
	Female	663	662	625	634	663	536	540	496	489	469	355	389	351	304	306	218	233	7,933
	<b>Total</b>	<b>1,529</b>	<b>1,497</b>	<b>1,417</b>	<b>1,389</b>	<b>1,439</b>	<b>1,281</b>	<b>1,243</b>	<b>1,153</b>	<b>1,087</b>	<b>1,042</b>	<b>874</b>	<b>871</b>	<b>808</b>	<b>678</b>	<b>646</b>	<b>513</b>	<b>488</b>	<b>17,955</b>
<b>Reserves</b>																			
	Male	64	72	66	63	52	57	53	32	50	37	32	28	20	20	16	17	14	693
	Female	69	61	56	48	71	57	57	56	35	40	31	25	36	35	16	22	21	736
	<b>Total</b>	<b>133</b>	<b>133</b>	<b>122</b>	<b>111</b>	<b>123</b>	<b>114</b>	<b>110</b>	<b>88</b>	<b>85</b>	<b>77</b>	<b>63</b>	<b>53</b>	<b>56</b>	<b>55</b>	<b>32</b>	<b>39</b>	<b>35</b>	<b>1,429</b>
<b>Subtotal Covered Population</b>																			
<b>Provincial</b>																			
	Male	3,512	3,449	3,304	3,347	3,239	3,222	3,069	2,968	2,853	2,705	2,524	2,432	2,274	2,020	1,911	1,689	1,540	46,058
	Female	3,584	3,617	3,631	3,645	3,672	3,583	3,688	3,394	3,494	3,395	3,229	3,316	3,077	2,959	2,905	2,630	2,732	56,551
	<b>Total</b>	<b>7,096</b>	<b>7,066</b>	<b>6,935</b>	<b>6,992</b>	<b>6,911</b>	<b>6,805</b>	<b>6,757</b>	<b>6,362</b>	<b>6,347</b>	<b>6,100</b>	<b>5,753</b>	<b>5,748</b>	<b>5,351</b>	<b>4,979</b>	<b>4,816</b>	<b>4,319</b>	<b>4,272</b>	<b>102,609</b>

**2004 Covered Population**  
**Residence Type and Age**

Residence Type	Age																	Subtotal (85 to 101+)	
	85	86	87	88	89	90	91	92	93	94	95	96	97	98	99	100	101+		
<b>Cities</b>																			
Male	637	526	483	421	371	280	218	158	124	93	87	63	26	23	17	11	16	3,554	
Female	1,272	1,168	1,055	960	859	732	603	502	416	301	217	167	106	65	64	26	39	8,552	
<b>Total</b>	<b>1,909</b>	<b>1,694</b>	<b>1,538</b>	<b>1,381</b>	<b>1,230</b>	<b>1,012</b>	<b>821</b>	<b>660</b>	<b>540</b>	<b>394</b>	<b>304</b>	<b>230</b>	<b>132</b>	<b>88</b>	<b>81</b>	<b>37</b>	<b>55</b>	<b>12,106</b>	
<b>Towns</b>																			
Male	329	333	285	252	214	184	142	104	90	70	43	36	24	18	11	9	10	2,154	
Female	629	595	545	477	450	385	332	278	219	169	122	88	73	56	28	22	43	4,511	
<b>Total</b>	<b>958</b>	<b>928</b>	<b>830</b>	<b>729</b>	<b>664</b>	<b>569</b>	<b>474</b>	<b>382</b>	<b>309</b>	<b>239</b>	<b>165</b>	<b>124</b>	<b>97</b>	<b>74</b>	<b>39</b>	<b>31</b>	<b>53</b>	<b>6,665</b>	
<b>Villages</b>																			
Male	106	103	81	76	62	52	34	38	26	18	14	12	10	2	2	2	1	639	
Female	170	199	152	160	108	119	95	85	58	51	30	21	19	7	8	3	5	1,290	
<b>Total</b>	<b>276</b>	<b>302</b>	<b>233</b>	<b>236</b>	<b>170</b>	<b>171</b>	<b>129</b>	<b>123</b>	<b>84</b>	<b>69</b>	<b>44</b>	<b>33</b>	<b>29</b>	<b>9</b>	<b>10</b>	<b>5</b>	<b>6</b>	<b>1,929</b>	
<b>Rural Municipalities</b>																			
Male	181	173	131	135	98	72	62	42	22	18	19	8	2	6	5	2	2	978	
Female	185	143	170	107	104	64	58	44	36	20	22	15	14	8	2	0	4	996	
<b>Total</b>	<b>366</b>	<b>316</b>	<b>301</b>	<b>242</b>	<b>202</b>	<b>136</b>	<b>120</b>	<b>86</b>	<b>58</b>	<b>38</b>	<b>41</b>	<b>23</b>	<b>16</b>	<b>14</b>	<b>7</b>	<b>2</b>	<b>6</b>	<b>1,974</b>	
<b>Reserves</b>																			
Male	15	7	4	4	6	7	2	1	2	0	0	1	1	0	1	0	0	51	
Female	17	6	15	9	16	10	4	3	3	2	2	2	2	1	0	0	3	95	
<b>Total</b>	<b>32</b>	<b>13</b>	<b>19</b>	<b>13</b>	<b>22</b>	<b>17</b>	<b>6</b>	<b>4</b>	<b>5</b>	<b>2</b>	<b>2</b>	<b>3</b>	<b>3</b>	<b>1</b>	<b>1</b>	<b>0</b>	<b>3</b>	<b>146</b>	
<b>Subtotal Covered Population</b>																			
<b>Provincial</b>																			
Male	1,268	1,142	984	888	751	595	458	343	264	199	163	120	63	49	36	24	29	7,376	
Female	2,273	2,111	1,937	1,713	1,537	1,310	1,092	912	732	543	393	293	214	137	102	51	94	15,444	
<b>Total</b>	<b>3,541</b>	<b>3,253</b>	<b>2,921</b>	<b>2,601</b>	<b>2,288</b>	<b>1,905</b>	<b>1,550</b>	<b>1,255</b>	<b>996</b>	<b>742</b>	<b>556</b>	<b>413</b>	<b>277</b>	<b>186</b>	<b>138</b>	<b>75</b>	<b>123</b>	<b>22,820</b>	

**Population Summary**

Residence Type	Male	Female	Total
Cities	276,346	290,991	567,337
Towns	86,178	89,790	175,968
Villages	44,010	42,758	86,768
Rural Municipalities	75,532	66,665	142,197
Reserves	23,462	22,325	45,787
<b>Total Covered Population</b>	<b>505,528</b>	<b>512,529</b>	<b>1,018,057</b>

*2004 Covered Population*  
**Summary of All Regional Health Authorities By Sex and Age Group**

Regional Health Authority	Age Groupings																				Total	
	< 1	1 to 4	5 to 9	10 to 14	15 to 19	20 to 24	25 to 29	30 to 34	35 to 39	40 to 44	45 to 49	50 to 54	55 to 59	60 to 64	65 to 69	70 to 74	75 to 79	80 to 84	85 to 89	90 to 94		95 +
<b>1 Sun Country Regional Health Authority</b>																						
Male	282	1,169	1,685	1,944	2,073	2,085	1,736	1,548	1,646	2,134	2,152	1,869	1,523	1,197	1,081	1,055	923	644	330	150	36	27,263
Female	289	1,208	1,635	1,867	2,013	1,811	1,510	1,435	1,599	2,006	2,035	1,698	1,418	1,190	1,084	1,098	1,076	946	642	325	108	26,992
<b>Total</b>	<b>571</b>	<b>2,377</b>	<b>3,320</b>	<b>3,811</b>	<b>4,086</b>	<b>3,895</b>	<b>3,246</b>	<b>2,983</b>	<b>3,246</b>	<b>4,140</b>	<b>4,187</b>	<b>3,567</b>	<b>2,941</b>	<b>2,387</b>	<b>2,165</b>	<b>2,152</b>	<b>1,999</b>	<b>1,590</b>	<b>972</b>	<b>475</b>	<b>144</b>	<b>54,255</b>
<b>2 Five Hills Regional Health Authority</b>																						
Male	273	1,182	1,553	1,879	2,290	2,235	1,631	1,420	1,450	2,159	2,304	1,946	1,606	1,160	1,062	1,072	976	695	417	125	40	27,472
Female	265	1,091	1,531	1,778	2,067	2,001	1,636	1,417	1,627	2,123	2,215	1,838	1,574	1,210	1,106	1,237	1,204	1,093	728	326	87	28,157
<b>Total</b>	<b>538</b>	<b>2,273</b>	<b>3,085</b>	<b>3,656</b>	<b>4,357</b>	<b>4,236</b>	<b>3,267</b>	<b>2,837</b>	<b>3,077</b>	<b>4,282</b>	<b>4,519</b>	<b>3,785</b>	<b>3,180</b>	<b>2,371</b>	<b>2,168</b>	<b>2,308</b>	<b>2,180</b>	<b>1,789</b>	<b>1,144</b>	<b>451</b>	<b>127</b>	<b>55,629</b>
<b>3 Cypress Regional Health Authority</b>																						
Male	242	963	1,376	1,528	1,762	1,554	1,230	1,160	1,234	1,759	1,826	1,506	1,297	1,011	927	904	799	538	315	111	23	22,059
Female	210	909	1,304	1,488	1,636	1,465	1,179	1,181	1,312	1,772	1,752	1,415	1,239	1,044	963	946	995	758	535	239	76	22,413
<b>Total</b>	<b>451</b>	<b>1,872</b>	<b>2,680</b>	<b>3,015</b>	<b>3,398</b>	<b>3,019</b>	<b>2,409</b>	<b>2,341</b>	<b>2,545</b>	<b>3,531</b>	<b>3,578</b>	<b>2,921</b>	<b>2,536</b>	<b>2,055</b>	<b>1,890</b>	<b>1,849</b>	<b>1,794</b>	<b>1,295</b>	<b>850</b>	<b>350</b>	<b>99</b>	<b>44,472</b>
<b>4 Regina Qu'Appelle Regional Health Authority</b>																						
Male	1,409	5,672	7,659	8,981	9,502	9,587	8,580	7,855	8,496	10,099	9,600	8,225	6,636	4,787	4,057	3,604	2,987	1,949	979	339	76	121,078
Female	1,335	5,417	7,371	8,528	9,086	9,271	8,421	7,784	8,431	10,117	9,832	8,277	6,742	5,075	4,382	4,225	3,788	3,277	2,133	944	271	124,706
<b>Total</b>	<b>2,744</b>	<b>11,090</b>	<b>15,030</b>	<b>17,509</b>	<b>18,588</b>	<b>18,857</b>	<b>17,000</b>	<b>15,639</b>	<b>16,927</b>	<b>20,216</b>	<b>19,432</b>	<b>16,503</b>	<b>13,378</b>	<b>9,861</b>	<b>8,439</b>	<b>7,829</b>	<b>6,775</b>	<b>5,227</b>	<b>3,113</b>	<b>1,282</b>	<b>346</b>	<b>245,784</b>
<b>5 Sunrise Regional Health Authority</b>																						
Male	251	1,094	1,558	1,859	2,062	1,948	1,592	1,459	1,605	1,991	2,247	2,069	1,719	1,486	1,389	1,334	1,217	940	514	201	49	28,584
Female	265	1,084	1,483	1,794	2,080	1,889	1,404	1,391	1,626	2,003	2,046	1,945	1,732	1,568	1,535	1,418	1,476	1,251	857	466	137	29,449
<b>Total</b>	<b>516</b>	<b>2,178</b>	<b>3,041</b>	<b>3,653</b>	<b>4,141</b>	<b>3,837</b>	<b>2,996</b>	<b>2,850</b>	<b>3,230</b>	<b>3,994</b>	<b>4,293</b>	<b>4,014</b>	<b>3,451</b>	<b>3,055</b>	<b>2,924</b>	<b>2,753</b>	<b>2,692</b>	<b>2,191</b>	<b>1,371</b>	<b>667</b>	<b>185</b>	<b>58,033</b>
<b>6 Saskatoon Regional Health Authority</b>																						
Male	1,691	7,012	9,348	10,646	11,012	11,208	10,287	9,474	9,746	11,690	11,419	9,547	7,499	5,464	4,471	4,047	3,279	2,275	1,175	448	138	141,877
Female	1,604	6,597	8,759	9,937	10,554	11,136	10,222	9,429	9,695	11,865	11,483	9,469	7,341	5,619	5,027	4,810	4,382	3,635	2,460	1,233	314	145,571
<b>Total</b>	<b>3,295</b>	<b>13,609</b>	<b>18,108</b>	<b>20,583</b>	<b>21,566</b>	<b>22,343</b>	<b>20,509</b>	<b>18,903</b>	<b>19,441</b>	<b>23,556</b>	<b>22,902</b>	<b>19,016</b>	<b>14,840</b>	<b>11,083</b>	<b>9,498</b>	<b>8,858</b>	<b>7,661</b>	<b>5,910</b>	<b>3,635</b>	<b>1,680</b>	<b>452</b>	<b>287,448</b>
<b>7 Heartland Regional Health Authority</b>																						
Male	205	940	1,318	1,597	1,917	1,753	1,278	1,093	1,220	1,663	1,937	1,610	1,228	970	906	855	755	602	348	122	25	22,343
Female	208	894	1,316	1,525	1,840	1,519	1,112	1,019	1,198	1,649	1,666	1,388	1,221	974	905	991	925	788	591	282	75	22,087
<b>Total</b>	<b>413</b>	<b>1,835</b>	<b>2,634</b>	<b>3,122</b>	<b>3,757</b>	<b>3,272</b>	<b>2,390</b>	<b>2,112</b>	<b>2,418</b>	<b>3,312</b>	<b>3,603</b>	<b>2,999</b>	<b>2,449</b>	<b>1,943</b>	<b>1,811</b>	<b>1,846</b>	<b>1,680</b>	<b>1,389</b>	<b>940</b>	<b>405</b>	<b>100</b>	<b>44,429</b>
<b>8 Kelsey Trail Regional Health Authority</b>																						
Male	249	1,012	1,359	1,579	1,752	1,586	1,281	1,158	1,232	1,547	1,583	1,498	1,269	1,170	959	844	729	579	300	118	32	21,836
Female	214	955	1,393	1,514	1,679	1,343	1,108	1,106	1,218	1,465	1,483	1,404	1,300	1,055	928	952	917	792	492	230	72	21,621
<b>Total</b>	<b>463</b>	<b>1,967</b>	<b>2,752</b>	<b>3,094</b>	<b>3,431</b>	<b>2,929</b>	<b>2,389</b>	<b>2,264</b>	<b>2,450</b>	<b>3,013</b>	<b>3,066</b>	<b>2,902</b>	<b>2,568</b>	<b>2,225</b>	<b>1,888</b>	<b>1,796</b>	<b>1,646</b>	<b>1,371</b>	<b>792</b>	<b>348</b>	<b>104</b>	<b>43,457</b>
<b>9 Prince Albert Parkland Regional Health Authority</b>																						
Male	522	2,190	2,803	3,397	3,271	2,833	2,304	2,266	2,432	2,753	2,791	2,481	2,113	1,675	1,400	1,260	966	648	329	111	29	38,574
Female	496	2,131	2,798	3,151	3,036	2,753	2,271	2,359	2,446	2,912	2,687	2,381	2,078	1,619	1,393	1,327	1,091	928	580	292	82	38,811
<b>Total</b>	<b>1,018</b>	<b>4,321</b>	<b>5,601</b>	<b>6,548</b>	<b>6,307</b>	<b>5,587</b>	<b>4,575</b>	<b>4,625</b>	<b>4,878</b>	<b>5,665</b>	<b>5,479</b>	<b>4,862</b>	<b>4,191</b>	<b>3,294</b>	<b>2,793</b>	<b>2,588</b>	<b>2,057</b>	<b>1,576</b>	<b>909</b>	<b>402</b>	<b>111</b>	<b>77,386</b>
<b>10 Prairie North Regional Health Authority</b>																						
Male	578	2,190	2,953	3,154	3,228	3,059	2,519	2,229	2,250	2,636	2,565	2,205	1,728	1,347	1,127	968	711	482	293	116	34	36,370
Female	550	2,214	2,780	2,935	3,053	2,891	2,366	2,215	2,230	2,631	2,485	2,013	1,568	1,320	1,063	984	836	721	510	238	59	35,662
<b>Total</b>	<b>1,127</b>	<b>4,404</b>	<b>5,733</b>	<b>6,089</b>	<b>6,281</b>	<b>5,950</b>	<b>4,886</b>	<b>4,444</b>	<b>4,481</b>	<b>5,267</b>	<b>5,050</b>	<b>4,217</b>	<b>3,295</b>	<b>2,667</b>	<b>2,190</b>	<b>1,952</b>	<b>1,547</b>	<b>1,203</b>	<b>803</b>	<b>354</b>	<b>93</b>	<b>72,032</b>

**2004 Covered Population**  
**Summary of All Regional Health Authorities By Sex and Age Group**

Regional Health Authority	Age Groupings																				Total	
	< 1	1 to 4	5 to 9	10 to 14	15 to 19	20 to 24	25 to 29	30 to 34	35 to 39	40 to 44	45 to 49	50 to 54	55 to 59	60 to 64	65 to 69	70 to 74	75 to 79	80 to 84	85 to 89	90 to 94		95 +
<b>11 Mamawetan Churchill River Regional Health Authority</b>																						
Male	237	950	1,179	1,295	1,167	879	784	760	763	675	615	525	397	259	198	138	76	43	21	8	2	10,971
Female	261	927	1,177	1,246	1,039	845	767	753	676	658	600	434	341	217	165	135	90	69	29	11	4	10,444
<b>Total</b>	<b>498</b>	<b>1,877</b>	<b>2,356</b>	<b>2,541</b>	<b>2,206</b>	<b>1,724</b>	<b>1,551</b>	<b>1,513</b>	<b>1,439</b>	<b>1,333</b>	<b>1,215</b>	<b>959</b>	<b>738</b>	<b>476</b>	<b>363</b>	<b>273</b>	<b>166</b>	<b>112</b>	<b>50</b>	<b>19</b>	<b>6</b>	<b>21,415</b>
<b>12 Keewatin Yatthé Regional Health Authority</b>																						
Male	122	450	597	714	652	459	394	410	460	404	327	255	214	168	120	84	58	34	13	9	1	5,945
Female	102	430	565	675	628	417	390	414	424	372	269	233	159	143	89	81	41	41	12	4	0	5,489
<b>Total</b>	<b>224</b>	<b>880</b>	<b>1,162</b>	<b>1,389</b>	<b>1,280</b>	<b>876</b>	<b>784</b>	<b>824</b>	<b>884</b>	<b>776</b>	<b>596</b>	<b>488</b>	<b>373</b>	<b>311</b>	<b>209</b>	<b>165</b>	<b>99</b>	<b>75</b>	<b>25</b>	<b>13</b>	<b>1</b>	<b>11,434</b>
<b>13 Athabasca Health Authority</b>																						
Male	34	103	124	130	146	105	93	84	82	68	46	38	25	36	12	17	7	5	0	2	0	1,157
Female	34	104	121	140	131	120	76	84	81	68	43	36	31	20	10	15	7	4	1	1	0	1,127
<b>Total</b>	<b>68</b>	<b>207</b>	<b>245</b>	<b>270</b>	<b>277</b>	<b>225</b>	<b>169</b>	<b>168</b>	<b>163</b>	<b>136</b>	<b>89</b>	<b>74</b>	<b>56</b>	<b>56</b>	<b>22</b>	<b>32</b>	<b>14</b>	<b>9</b>	<b>1</b>	<b>3</b>	<b>0</b>	<b>2,284</b>
<b>Total Covered Population</b>																						
<b>Provincial</b>																						
Male	6,093	24,926	33,513	38,702	40,834	39,290	33,710	30,916	32,616	39,578	39,412	33,774	27,253	20,729	17,709	16,181	13,482	9,434	5,033	1,859	484	505,528
Female	5,832	23,963	32,232	36,579	38,841	37,460	32,462	30,586	32,563	39,641	38,596	32,532	26,743	21,054	18,651	18,219	16,828	14,303	9,571	4,589	1,284	512,529
<b>Total</b>	<b>11,925</b>	<b>48,889</b>	<b>65,745</b>	<b>75,281</b>	<b>79,675</b>	<b>76,750</b>	<b>66,172</b>	<b>61,502</b>	<b>65,179</b>	<b>79,219</b>	<b>78,008</b>	<b>66,306</b>	<b>53,996</b>	<b>41,783</b>	<b>36,360</b>	<b>34,400</b>	<b>30,310</b>	<b>23,737</b>	<b>14,604</b>	<b>6,448</b>	<b>1,768</b>	<b>1,018,057</b>



**2004 Covered Population**  
**1 Sun Country Regional Health Authority**

Residence Code	Age Groupings																					Total	
	< 1	1 to 4	5 to 9	10 to 14	15 to 19	20 to 24	25 to 29	30 to 34	35 to 39	40 to 44	45 to 49	50 to 54	55 to 59	60 to 64	65 to 69	70 to 74	75 to 79	80 to 84	85 to 89	90 to 94	95 +		
001 10 RM Argyle	Male	1	3	1	7	11	15	7	6	3	9	14	8	12	7	9	9	2	3	1	1	1	130
	Female	1	5	1	6	5	4	6	2	5	9	13	12	8	10	6	5	5	2	0	0	0	105
	<b>Total</b>	<b>2</b>	<b>8</b>	<b>2</b>	<b>13</b>	<b>16</b>	<b>19</b>	<b>13</b>	<b>8</b>	<b>8</b>	<b>18</b>	<b>27</b>	<b>20</b>	<b>20</b>	<b>17</b>	<b>15</b>	<b>14</b>	<b>7</b>	<b>5</b>	<b>1</b>	<b>1</b>	<b>1</b>	<b>235</b>
001 50 Carievale	Male	2	8	18	6	11	6	13	6	13	16	6	5	3	4	3	2	3	2	2	3	0	132
	Female	4	15	12	15	16	7	17	10	15	8	9	3	6	2	5	4	3	6	1	1	0	159
	<b>Total</b>	<b>6</b>	<b>23</b>	<b>30</b>	<b>21</b>	<b>27</b>	<b>13</b>	<b>30</b>	<b>16</b>	<b>28</b>	<b>24</b>	<b>15</b>	<b>8</b>	<b>9</b>	<b>6</b>	<b>8</b>	<b>6</b>	<b>6</b>	<b>8</b>	<b>3</b>	<b>4</b>	<b>0</b>	<b>291</b>
001 52 Gainsborough	Male	1	4	12	9	5	14	10	10	11	6	10	8	8	5	4	6	3	6	3	1	0	136
	Female	2	5	12	14	7	6	8	4	9	8	9	10	4	9	4	7	8	8	8	4	1	147
	<b>Total</b>	<b>3</b>	<b>9</b>	<b>24</b>	<b>23</b>	<b>12</b>	<b>20</b>	<b>18</b>	<b>14</b>	<b>20</b>	<b>14</b>	<b>19</b>	<b>18</b>	<b>12</b>	<b>14</b>	<b>8</b>	<b>13</b>	<b>11</b>	<b>14</b>	<b>11</b>	<b>5</b>	<b>1</b>	<b>283</b>
002 10 RM Mount Pleasant	Male	2	8	8	6	16	18	10	6	7	15	15	19	15	13	5	7	7	6	0	0	0	183
	Female	3	3	4	12	11	3	8	4	10	6	15	18	11	12	5	8	8	6	0	1	1	149
	<b>Total</b>	<b>5</b>	<b>11</b>	<b>12</b>	<b>18</b>	<b>27</b>	<b>21</b>	<b>18</b>	<b>10</b>	<b>17</b>	<b>21</b>	<b>30</b>	<b>37</b>	<b>26</b>	<b>25</b>	<b>10</b>	<b>15</b>	<b>15</b>	<b>12</b>	<b>0</b>	<b>1</b>	<b>1</b>	<b>332</b>
002 30 Carnduff	Male	10	34	36	43	32	35	43	31	36	52	30	28	20	17	17	19	26	14	14	8	1	546
	Female	5	31	35	43	40	41	35	38	38	35	27	23	26	12	14	31	29	26	16	15	3	563
	<b>Total</b>	<b>15</b>	<b>65</b>	<b>71</b>	<b>86</b>	<b>72</b>	<b>76</b>	<b>78</b>	<b>69</b>	<b>74</b>	<b>87</b>	<b>57</b>	<b>51</b>	<b>46</b>	<b>29</b>	<b>31</b>	<b>50</b>	<b>55</b>	<b>40</b>	<b>30</b>	<b>23</b>	<b>4</b>	<b>1,109</b>
003 10 RM Enniskillen	Male	0	4	10	10	19	17	13	7	12	10	24	23	18	7	12	16	11	5	3	1	0	222
	Female	2	6	6	6	11	15	5	6	7	15	23	20	10	15	10	15	11	4	2	0	0	189
	<b>Total</b>	<b>2</b>	<b>10</b>	<b>16</b>	<b>16</b>	<b>30</b>	<b>32</b>	<b>18</b>	<b>13</b>	<b>19</b>	<b>25</b>	<b>47</b>	<b>43</b>	<b>28</b>	<b>22</b>	<b>22</b>	<b>31</b>	<b>22</b>	<b>9</b>	<b>5</b>	<b>1</b>	<b>0</b>	<b>411</b>
003 30 Oxbow	Male	11	31	63	37	36	46	52	53	43	50	43	37	23	26	17	20	18	11	11	4	0	632
	Female	5	42	48	42	34	59	47	40	39	46	34	32	26	26	16	15	26	29	11	10	7	634
	<b>Total</b>	<b>16</b>	<b>73</b>	<b>111</b>	<b>79</b>	<b>70</b>	<b>105</b>	<b>99</b>	<b>93</b>	<b>82</b>	<b>96</b>	<b>77</b>	<b>69</b>	<b>49</b>	<b>52</b>	<b>33</b>	<b>35</b>	<b>44</b>	<b>40</b>	<b>22</b>	<b>14</b>	<b>7</b>	<b>1,266</b>
003 52 Glen Ewen	Male	2	4	6	7	4	7	5	2	4	9	9	5	4	1	3	7	1	3	1	0	0	84
	Female	0	2	1	5	1	10	6	4	2	5	6	6	1	4	3	6	5	1	0	1	1	70
	<b>Total</b>	<b>2</b>	<b>6</b>	<b>7</b>	<b>12</b>	<b>5</b>	<b>17</b>	<b>11</b>	<b>6</b>	<b>6</b>	<b>14</b>	<b>15</b>	<b>11</b>	<b>5</b>	<b>5</b>	<b>6</b>	<b>13</b>	<b>6</b>	<b>4</b>	<b>1</b>	<b>1</b>	<b>1</b>	<b>154</b>
004 10 RM Coalfields	Male	0	2	8	13	11	9	8	5	9	13	15	14	10	13	8	14	6	3	1	0	0	162
	Female	0	1	5	8	12	15	4	4	7	6	16	11	13	11	12	3	4	1	3	0	0	136
	<b>Total</b>	<b>0</b>	<b>3</b>	<b>13</b>	<b>21</b>	<b>23</b>	<b>24</b>	<b>12</b>	<b>9</b>	<b>16</b>	<b>19</b>	<b>31</b>	<b>25</b>	<b>23</b>	<b>24</b>	<b>20</b>	<b>17</b>	<b>10</b>	<b>4</b>	<b>4</b>	<b>0</b>	<b>0</b>	<b>298</b>
004 30 Bienfait	Male	5	26	46	47	42	44	32	46	35	57	35	31	29	16	11	10	8	6	2	1	1	530
	Female	8	31	38	30	25	29	43	32	40	31	33	27	15	17	17	6	11	9	3	3	1	449
	<b>Total</b>	<b>13</b>	<b>57</b>	<b>84</b>	<b>77</b>	<b>67</b>	<b>73</b>	<b>75</b>	<b>78</b>	<b>75</b>	<b>88</b>	<b>68</b>	<b>58</b>	<b>44</b>	<b>33</b>	<b>28</b>	<b>16</b>	<b>19</b>	<b>15</b>	<b>5</b>	<b>4</b>	<b>2</b>	<b>979</b>

*2004 Covered Population*  
**1 Sun Country Regional Health Authority**

Residence Code	Age Groupings																					Total	
	< 1	1 to 4	5 to 9	10 to 14	15 to 19	20 to 24	25 to 29	30 to 34	35 to 39	40 to 44	45 to 49	50 to 54	55 to 59	60 to 64	65 to 69	70 to 74	75 to 79	80 to 84	85 to 89	90 to 94	95 +		
004 52 Frobisher	Male	2	1	10	14	12	4	6	9	12	6	6	6	1	3	2	1	7	1	0	1	0	104
	Female	0	8	11	5	9	2	4	7	8	11	6	1	3	3	2	5	5	0	0	0	0	90
	<b>Total</b>	<b>2</b>	<b>9</b>	<b>21</b>	<b>19</b>	<b>21</b>	<b>6</b>	<b>10</b>	<b>16</b>	<b>20</b>	<b>17</b>	<b>12</b>	<b>7</b>	<b>4</b>	<b>6</b>	<b>4</b>	<b>6</b>	<b>12</b>	<b>1</b>	<b>0</b>	<b>1</b>	<b>0</b>	<b>194</b>
004 54 North Portal	Male	0	0	5	2	5	6	0	5	7	6	6	7	5	2	2	1	1	1	1	0	1	63
	Female	0	3	3	3	9	5	3	3	3	9	8	4	3	2	1	3	2	4	2	0	0	70
	<b>Total</b>	<b>0</b>	<b>3</b>	<b>8</b>	<b>5</b>	<b>14</b>	<b>11</b>	<b>3</b>	<b>8</b>	<b>10</b>	<b>15</b>	<b>14</b>	<b>11</b>	<b>8</b>	<b>4</b>	<b>3</b>	<b>4</b>	<b>3</b>	<b>5</b>	<b>3</b>	<b>0</b>	<b>1</b>	<b>133</b>
004 56 Roche Percee	Male	0	0	0	1	3	3	0	1	0	4	4	1	2	1	0	1	2	0	1	0	0	24
	Female	0	1	0	1	4	1	1	0	2	2	2	1	1	0	1	1	1	1	0	0	0	20
	<b>Total</b>	<b>0</b>	<b>1</b>	<b>0</b>	<b>2</b>	<b>7</b>	<b>4</b>	<b>1</b>	<b>1</b>	<b>2</b>	<b>6</b>	<b>6</b>	<b>2</b>	<b>3</b>	<b>1</b>	<b>1</b>	<b>2</b>	<b>3</b>	<b>1</b>	<b>1</b>	<b>0</b>	<b>0</b>	<b>44</b>
005 10 RM Estevan	Male	2	3	11	22	26	36	20	7	13	24	35	54	34	22	18	11	16	4	3	0	0	361
	Female	2	6	2	31	31	20	10	5	9	41	33	48	26	11	19	10	8	6	4	0	0	322
	<b>Total</b>	<b>4</b>	<b>9</b>	<b>13</b>	<b>53</b>	<b>57</b>	<b>56</b>	<b>30</b>	<b>12</b>	<b>22</b>	<b>65</b>	<b>68</b>	<b>102</b>	<b>60</b>	<b>33</b>	<b>37</b>	<b>21</b>	<b>24</b>	<b>10</b>	<b>7</b>	<b>0</b>	<b>0</b>	<b>683</b>
005 28 Estevan	Male	71	260	394	422	428	414	399	363	368	488	438	321	240	159	146	156	129	95	49	18	5	5,363
	Female	60	261	373	414	410	385	331	360	373	477	393	289	239	165	165	201	182	160	105	61	23	5,427
	<b>Total</b>	<b>131</b>	<b>521</b>	<b>767</b>	<b>836</b>	<b>838</b>	<b>799</b>	<b>730</b>	<b>723</b>	<b>741</b>	<b>965</b>	<b>831</b>	<b>610</b>	<b>479</b>	<b>324</b>	<b>311</b>	<b>357</b>	<b>311</b>	<b>255</b>	<b>154</b>	<b>79</b>	<b>28</b>	<b>10,790</b>
006 10 RM Cambria	Male	0	1	2	7	10	14	9	1	4	8	12	11	14	7	9	9	5	3	1	0	0	127
	Female	0	1	2	4	8	7	6	0	4	5	10	13	14	9	6	1	3	0	2	0	0	95
	<b>Total</b>	<b>0</b>	<b>2</b>	<b>4</b>	<b>11</b>	<b>18</b>	<b>21</b>	<b>15</b>	<b>1</b>	<b>8</b>	<b>13</b>	<b>22</b>	<b>24</b>	<b>28</b>	<b>16</b>	<b>15</b>	<b>10</b>	<b>8</b>	<b>3</b>	<b>3</b>	<b>0</b>	<b>0</b>	<b>222</b>
006 52 Torquay	Male	2	8	3	4	15	11	6	11	8	11	7	8	13	1	8	3	4	6	2	0	0	131
	Female	0	3	4	3	7	10	8	5	5	5	9	6	11	5	5	5	3	0	1	1	0	96
	<b>Total</b>	<b>2</b>	<b>11</b>	<b>7</b>	<b>7</b>	<b>22</b>	<b>21</b>	<b>14</b>	<b>16</b>	<b>13</b>	<b>16</b>	<b>16</b>	<b>14</b>	<b>24</b>	<b>6</b>	<b>13</b>	<b>8</b>	<b>7</b>	<b>6</b>	<b>3</b>	<b>1</b>	<b>0</b>	<b>227</b>
007 10 RM Souris Valley	Male	0	3	7	6	12	24	13	6	9	12	12	20	18	7	6	7	9	4	2	2	0	179
	Female	2	2	6	8	17	13	10	6	5	16	12	20	7	14	8	7	4	2	1	2	0	162
	<b>Total</b>	<b>2</b>	<b>5</b>	<b>13</b>	<b>14</b>	<b>29</b>	<b>37</b>	<b>23</b>	<b>12</b>	<b>14</b>	<b>28</b>	<b>24</b>	<b>40</b>	<b>25</b>	<b>21</b>	<b>14</b>	<b>14</b>	<b>13</b>	<b>6</b>	<b>3</b>	<b>4</b>	<b>0</b>	<b>341</b>
007 58 Tribune	Male	0	0	1	1	1	1	2	1	4	4	0	0	1	1	0	0	0	0	0	0	1	18
	Female	0	0	1	2	1	0	0	3	0	2	0	0	1	1	2	1	0	1	1	0	0	16
	<b>Total</b>	<b>0</b>	<b>0</b>	<b>2</b>	<b>3</b>	<b>2</b>	<b>1</b>	<b>2</b>	<b>4</b>	<b>4</b>	<b>6</b>	<b>0</b>	<b>0</b>	<b>2</b>	<b>2</b>	<b>2</b>	<b>1</b>	<b>0</b>	<b>1</b>	<b>1</b>	<b>0</b>	<b>1</b>	<b>34</b>
008 10 RM Lake Alma	Male	1	2	7	14	18	13	8	4	5	8	20	11	15	3	5	8	4	1	1	0	0	148
	Female	0	4	2	10	16	14	3	3	6	5	20	6	9	3	4	3	3	2	1	1	1	116
	<b>Total</b>	<b>1</b>	<b>6</b>	<b>9</b>	<b>24</b>	<b>34</b>	<b>27</b>	<b>11</b>	<b>7</b>	<b>11</b>	<b>13</b>	<b>40</b>	<b>17</b>	<b>24</b>	<b>6</b>	<b>9</b>	<b>11</b>	<b>7</b>	<b>3</b>	<b>2</b>	<b>1</b>	<b>1</b>	<b>264</b>

*2004 Covered Population*  
**1 Sun Country Regional Health Authority**

Residence Code	Age Groupings																					Total	
	< 1	1 to 4	5 to 9	10 to 14	15 to 19	20 to 24	25 to 29	30 to 34	35 to 39	40 to 44	45 to 49	50 to 54	55 to 59	60 to 64	65 to 69	70 to 74	75 to 79	80 to 84	85 to 89	90 to 94	95 +		
008 53 Lake Alma	Male	1	3	4	1	0	0	2	6	2	3	4	0	1	2	1	1	3	2	1	0	0	37
	Female	0	4	4	4	3	0	2	4	3	0	2	1	1	0	2	4	1	1	0	0	1	37
	<b>Total</b>	<b>1</b>	<b>7</b>	<b>8</b>	<b>5</b>	<b>3</b>	<b>0</b>	<b>4</b>	<b>10</b>	<b>5</b>	<b>3</b>	<b>6</b>	<b>1</b>	<b>2</b>	<b>2</b>	<b>3</b>	<b>5</b>	<b>4</b>	<b>3</b>	<b>1</b>	<b>0</b>	<b>1</b>	<b>74</b>
009 10 RM Surprise Valley	Male	0	2	3	3	2	6	11	3	5	7	6	8	9	9	7	8	5	3	1	0	0	98
	Female	0	5	3	2	8	2	3	4	3	3	5	10	11	6	6	0	2	3	2	1	0	79
	<b>Total</b>	<b>0</b>	<b>7</b>	<b>6</b>	<b>5</b>	<b>10</b>	<b>8</b>	<b>14</b>	<b>7</b>	<b>8</b>	<b>10</b>	<b>11</b>	<b>18</b>	<b>20</b>	<b>15</b>	<b>13</b>	<b>8</b>	<b>7</b>	<b>6</b>	<b>3</b>	<b>1</b>	<b>0</b>	<b>177</b>
009 50 Minton	Male	0	4	7	5	6	4	1	5	5	8	5	0	2	1	3	4	1	0	0	0	0	61
	Female	2	8	9	3	7	0	3	7	2	9	3	3	1	2	4	2	0	0	1	0	0	66
	<b>Total</b>	<b>2</b>	<b>12</b>	<b>16</b>	<b>8</b>	<b>13</b>	<b>4</b>	<b>4</b>	<b>12</b>	<b>7</b>	<b>17</b>	<b>8</b>	<b>3</b>	<b>3</b>	<b>3</b>	<b>7</b>	<b>6</b>	<b>1</b>	<b>0</b>	<b>1</b>	<b>0</b>	<b>0</b>	<b>127</b>
009 51 Gladmar	Male	1	5	1	3	1	1	9	5	1	1	3	3	1	1	3	1	0	2	0	0	0	42
	Female	1	1	4	2	0	4	8	4	0	0	3	2	1	0	0	0	1	0	3	0	0	34
	<b>Total</b>	<b>2</b>	<b>6</b>	<b>5</b>	<b>5</b>	<b>1</b>	<b>5</b>	<b>17</b>	<b>9</b>	<b>1</b>	<b>1</b>	<b>6</b>	<b>5</b>	<b>2</b>	<b>1</b>	<b>3</b>	<b>1</b>	<b>1</b>	<b>2</b>	<b>3</b>	<b>0</b>	<b>0</b>	<b>76</b>
010 10 RM Happy Valley	Male	1	2	6	8	14	5	4	7	6	10	7	7	6	9	4	5	3	3	1	0	0	108
	Female	1	1	10	6	7	6	5	3	6	12	7	3	10	5	5	1	1	3	2	1	0	95
	<b>Total</b>	<b>2</b>	<b>3</b>	<b>16</b>	<b>14</b>	<b>21</b>	<b>11</b>	<b>9</b>	<b>10</b>	<b>12</b>	<b>22</b>	<b>14</b>	<b>10</b>	<b>16</b>	<b>14</b>	<b>9</b>	<b>6</b>	<b>4</b>	<b>6</b>	<b>3</b>	<b>1</b>	<b>0</b>	<b>203</b>
011 10 RM Hart Butte	Male	0	0	6	12	16	13	6	4	5	12	15	8	7	8	6	10	3	3	1	0	0	135
	Female	1	2	6	5	14	13	2	4	9	8	14	5	11	5	2	7	5	2	1	0	0	116
	<b>Total</b>	<b>1</b>	<b>2</b>	<b>12</b>	<b>17</b>	<b>30</b>	<b>26</b>	<b>8</b>	<b>8</b>	<b>14</b>	<b>20</b>	<b>29</b>	<b>13</b>	<b>18</b>	<b>13</b>	<b>8</b>	<b>17</b>	<b>8</b>	<b>5</b>	<b>2</b>	<b>0</b>	<b>0</b>	<b>251</b>
011 30 Coronach	Male	2	23	23	45	38	30	25	22	28	33	37	35	22	11	16	11	10	5	2	1	0	419
	Female	6	12	33	40	43	26	16	19	31	32	38	29	14	17	12	14	11	14	2	2	3	414
	<b>Total</b>	<b>8</b>	<b>35</b>	<b>56</b>	<b>85</b>	<b>81</b>	<b>56</b>	<b>41</b>	<b>41</b>	<b>59</b>	<b>65</b>	<b>75</b>	<b>64</b>	<b>36</b>	<b>28</b>	<b>28</b>	<b>25</b>	<b>21</b>	<b>19</b>	<b>4</b>	<b>3</b>	<b>3</b>	<b>833</b>
012 10 RM Poplar Valley (35%)	Male	0	1	1	5	6	3	3	2	1	6	4	3	2	3	1	2	2	2	0	0	0	46
	Female	0	0	2	4	4	3	1	1	1	4	4	3	2	2	2	1	2	0	0	0	0	38
	<b>Total</b>	<b>0</b>	<b>1</b>	<b>3</b>	<b>8</b>	<b>10</b>	<b>6</b>	<b>4</b>	<b>4</b>	<b>2</b>	<b>9</b>	<b>8</b>	<b>6</b>	<b>5</b>	<b>5</b>	<b>4</b>	<b>3</b>	<b>5</b>	<b>2</b>	<b>0</b>	<b>0</b>	<b>0</b>	<b>83</b>
012 53 Fife Lake	Male	0	3	1	2	2	0	2	2	5	2	1	2	2	1	2	1	0	1	0	0	0	29
	Female	0	2	1	2	4	0	3	2	3	2	1	2	2	0	1	0	0	0	0	1	0	26
	<b>Total</b>	<b>0</b>	<b>5</b>	<b>2</b>	<b>4</b>	<b>6</b>	<b>0</b>	<b>5</b>	<b>4</b>	<b>8</b>	<b>4</b>	<b>2</b>	<b>4</b>	<b>4</b>	<b>1</b>	<b>3</b>	<b>1</b>	<b>0</b>	<b>1</b>	<b>0</b>	<b>1</b>	<b>0</b>	<b>55</b>
031 10 RM Storthoaks	Male	3	11	11	14	15	17	13	14	9	15	9	15	16	13	12	7	3	2	0	0	0	199
	Female	2	7	10	8	16	14	8	10	10	10	12	12	15	14	5	1	4	2	1	0	0	161
	<b>Total</b>	<b>5</b>	<b>18</b>	<b>21</b>	<b>22</b>	<b>31</b>	<b>31</b>	<b>21</b>	<b>24</b>	<b>19</b>	<b>25</b>	<b>21</b>	<b>27</b>	<b>31</b>	<b>27</b>	<b>17</b>	<b>8</b>	<b>7</b>	<b>4</b>	<b>1</b>	<b>0</b>	<b>0</b>	<b>360</b>

*2004 Covered Population*  
**1 Sun Country Regional Health Authority**

Residence Code		Age Groupings																				Total		
		< 1	1 to 4	5 to 9	10 to 14	15 to 19	20 to 24	25 to 29	30 to 34	35 to 39	40 to 44	45 to 49	50 to 54	55 to 59	60 to 64	65 to 69	70 to 74	75 to 79	80 to 84	85 to 89	90 to 94		95 +	
031 53	Storthoaks	Male	3	2	6	4	6	4	8	2	2	4	7	0	2	4	2	2	1	3	1	0	0	63
		Female	0	4	6	4	5	7	7	3	2	2	3	4	1	3	1	2	2	3	2	1	0	62
		<b>Total</b>	<b>3</b>	<b>6</b>	<b>12</b>	<b>8</b>	<b>11</b>	<b>11</b>	<b>15</b>	<b>5</b>	<b>4</b>	<b>6</b>	<b>10</b>	<b>4</b>	<b>3</b>	<b>7</b>	<b>3</b>	<b>4</b>	<b>3</b>	<b>6</b>	<b>3</b>	<b>1</b>	<b>0</b>	<b>125</b>
032 10	RM Reciprocity	Male	2	2	5	10	12	14	9	5	4	13	18	21	19	11	6	10	7	9	0	0	0	177
		Female	1	5	3	9	12	5	10	3	7	7	17	23	15	10	5	8	9	3	3	0	0	155
		<b>Total</b>	<b>3</b>	<b>7</b>	<b>8</b>	<b>19</b>	<b>24</b>	<b>19</b>	<b>19</b>	<b>8</b>	<b>11</b>	<b>20</b>	<b>35</b>	<b>44</b>	<b>34</b>	<b>21</b>	<b>11</b>	<b>18</b>	<b>16</b>	<b>12</b>	<b>3</b>	<b>0</b>	<b>0</b>	<b>332</b>
032 50	Alida	Male	0	8	8	4	7	10	8	6	8	7	8	6	5	2	3	3	1	0	4	0	0	98
		Female	4	3	4	6	5	5	5	7	3	9	6	7	1	1	2	1	4	2	1	1	0	77
		<b>Total</b>	<b>4</b>	<b>11</b>	<b>12</b>	<b>10</b>	<b>12</b>	<b>15</b>	<b>13</b>	<b>13</b>	<b>11</b>	<b>16</b>	<b>14</b>	<b>13</b>	<b>6</b>	<b>3</b>	<b>5</b>	<b>4</b>	<b>5</b>	<b>2</b>	<b>5</b>	<b>1</b>	<b>0</b>	<b>175</b>
033 10	RM Moose Creek	Male	0	3	4	12	10	23	5	3	5	9	14	24	17	12	6	16	11	5	2	1	0	182
		Female	1	1	5	6	14	6	2	4	7	10	15	18	14	9	4	8	7	4	3	0	1	139
		<b>Total</b>	<b>1</b>	<b>4</b>	<b>9</b>	<b>18</b>	<b>24</b>	<b>29</b>	<b>7</b>	<b>7</b>	<b>12</b>	<b>19</b>	<b>29</b>	<b>42</b>	<b>31</b>	<b>21</b>	<b>10</b>	<b>24</b>	<b>18</b>	<b>9</b>	<b>5</b>	<b>1</b>	<b>1</b>	<b>321</b>
033 30	Alameda	Male	1	12	12	14	13	10	16	8	14	14	14	13	6	5	3	4	8	7	4	2	0	180
		Female	5	14	15	11	14	7	17	6	14	11	12	8	4	4	4	9	8	11	6	0	1	181
		<b>Total</b>	<b>6</b>	<b>26</b>	<b>27</b>	<b>25</b>	<b>27</b>	<b>17</b>	<b>33</b>	<b>14</b>	<b>28</b>	<b>25</b>	<b>26</b>	<b>21</b>	<b>10</b>	<b>9</b>	<b>7</b>	<b>13</b>	<b>16</b>	<b>18</b>	<b>10</b>	<b>2</b>	<b>1</b>	<b>361</b>
034 10	RM Browning	Male	0	2	10	27	22	17	7	6	10	19	27	19	17	10	13	11	7	2	1	0	0	227
		Female	0	8	5	17	27	19	8	7	9	19	25	14	14	8	11	9	3	3	0	0	1	207
		<b>Total</b>	<b>0</b>	<b>10</b>	<b>15</b>	<b>44</b>	<b>49</b>	<b>36</b>	<b>15</b>	<b>13</b>	<b>19</b>	<b>38</b>	<b>52</b>	<b>33</b>	<b>31</b>	<b>18</b>	<b>24</b>	<b>20</b>	<b>10</b>	<b>5</b>	<b>1</b>	<b>0</b>	<b>1</b>	<b>434</b>
034 30	Lampman	Male	4	23	28	29	22	25	31	29	34	31	18	23	18	10	11	12	15	7	2	1	0	373
		Female	6	21	31	29	24	13	32	29	25	21	20	18	18	16	15	4	12	14	4	2	1	355
		<b>Total</b>	<b>10</b>	<b>44</b>	<b>59</b>	<b>58</b>	<b>46</b>	<b>38</b>	<b>63</b>	<b>58</b>	<b>59</b>	<b>52</b>	<b>38</b>	<b>41</b>	<b>36</b>	<b>26</b>	<b>26</b>	<b>16</b>	<b>27</b>	<b>21</b>	<b>6</b>	<b>3</b>	<b>1</b>	<b>728</b>
035 10	RM Benson	Male	0	8	14	15	18	13	14	6	14	18	18	20	22	16	14	14	5	1	2	0	0	232
		Female	3	7	7	15	17	11	10	10	9	11	19	21	18	11	13	4	5	1	0	0	0	192
		<b>Total</b>	<b>3</b>	<b>15</b>	<b>21</b>	<b>30</b>	<b>35</b>	<b>24</b>	<b>24</b>	<b>16</b>	<b>23</b>	<b>29</b>	<b>37</b>	<b>41</b>	<b>40</b>	<b>27</b>	<b>27</b>	<b>18</b>	<b>10</b>	<b>2</b>	<b>2</b>	<b>0</b>	<b>0</b>	<b>424</b>
036 10	RM Cymri	Male	0	1	2	11	22	20	8	6	4	11	18	19	17	16	12	7	10	5	0	1	0	190
		Female	0	0	4	8	13	14	5	2	9	12	19	13	24	12	12	7	5	5	2	0	0	166
		<b>Total</b>	<b>0</b>	<b>1</b>	<b>6</b>	<b>19</b>	<b>35</b>	<b>34</b>	<b>13</b>	<b>8</b>	<b>13</b>	<b>23</b>	<b>37</b>	<b>32</b>	<b>41</b>	<b>28</b>	<b>24</b>	<b>14</b>	<b>15</b>	<b>10</b>	<b>2</b>	<b>1</b>	<b>0</b>	<b>356</b>
036 30	Midale	Male	1	15	23	33	30	26	12	10	32	25	27	22	7	10	11	7	9	3	3	1	0	307
		Female	1	12	23	19	20	21	10	20	17	35	21	15	10	12	9	17	8	5	7	6	1	289
		<b>Total</b>	<b>2</b>	<b>27</b>	<b>46</b>	<b>52</b>	<b>50</b>	<b>47</b>	<b>22</b>	<b>30</b>	<b>49</b>	<b>60</b>	<b>48</b>	<b>37</b>	<b>17</b>	<b>22</b>	<b>20</b>	<b>24</b>	<b>17</b>	<b>8</b>	<b>10</b>	<b>7</b>	<b>1</b>	<b>596</b>

*2004 Covered Population*  
**1 Sun Country Regional Health Authority**

Residence Code	Age Groupings																					Total	
	< 1	1 to 4	5 to 9	10 to 14	15 to 19	20 to 24	25 to 29	30 to 34	35 to 39	40 to 44	45 to 49	50 to 54	55 to 59	60 to 64	65 to 69	70 to 74	75 to 79	80 to 84	85 to 89	90 to 94	95 +		
036 53 Halbrite	Male	1	2	6	4	6	9	3	4	3	7	7	7	1	2	4	3	1	0	0	0	0	70
	Female	0	2	1	4	7	0	3	2	2	7	3	3	2	2	2	1	1	2	0	1	0	45
	<b>Total</b>	<b>1</b>	<b>4</b>	<b>7</b>	<b>8</b>	<b>13</b>	<b>9</b>	<b>6</b>	<b>6</b>	<b>5</b>	<b>14</b>	<b>10</b>	<b>10</b>	<b>3</b>	<b>4</b>	<b>6</b>	<b>4</b>	<b>2</b>	<b>2</b>	<b>0</b>	<b>1</b>	<b>0</b>	<b>115</b>
036 55 Macoun	Male	1	8	10	8	9	4	8	7	12	7	9	6	6	8	1	2	2	5	2	0	0	115
	Female	1	10	12	11	6	2	13	6	5	9	5	6	4	4	2	5	4	3	1	0	0	109
	<b>Total</b>	<b>2</b>	<b>18</b>	<b>22</b>	<b>19</b>	<b>15</b>	<b>6</b>	<b>21</b>	<b>13</b>	<b>17</b>	<b>16</b>	<b>14</b>	<b>12</b>	<b>10</b>	<b>12</b>	<b>3</b>	<b>7</b>	<b>6</b>	<b>8</b>	<b>3</b>	<b>0</b>	<b>0</b>	<b>224</b>
037 10 RM Lomond	Male	0	2	2	8	10	7	10	4	8	9	12	14	17	7	7	3	8	3	1	0	1	133
	Female	2	0	3	7	9	19	5	5	4	5	14	15	11	8	5	4	1	2	0	0	0	119
	<b>Total</b>	<b>2</b>	<b>2</b>	<b>5</b>	<b>15</b>	<b>19</b>	<b>26</b>	<b>15</b>	<b>9</b>	<b>12</b>	<b>14</b>	<b>26</b>	<b>29</b>	<b>28</b>	<b>15</b>	<b>12</b>	<b>7</b>	<b>9</b>	<b>5</b>	<b>1</b>	<b>0</b>	<b>1</b>	<b>252</b>
037 50 Colgate	Male	0	2	3	1	3	3	1	0	2	2	2	2	1	1	0	0	0	0	0	0	0	23
	Female	0	1	2	5	1	0	0	2	0	1	3	0	0	0	0	1	1	0	1	0	0	18
	<b>Total</b>	<b>0</b>	<b>3</b>	<b>5</b>	<b>6</b>	<b>4</b>	<b>3</b>	<b>1</b>	<b>2</b>	<b>2</b>	<b>3</b>	<b>5</b>	<b>2</b>	<b>1</b>	<b>1</b>	<b>0</b>	<b>1</b>	<b>1</b>	<b>0</b>	<b>1</b>	<b>0</b>	<b>0</b>	<b>41</b>
037 51 Goodwater	Male	0	0	0	1	0	0	0	0	0	0	2	0	0	0	0	0	0	0	0	0	0	3
	Female	0	0	0	0	0	0	0	0	0	0	0	0	0	0	0	0	0	0	0	0	0	0
	<b>Total</b>	<b>0</b>	<b>0</b>	<b>0</b>	<b>1</b>	<b>0</b>	<b>0</b>	<b>0</b>	<b>0</b>	<b>0</b>	<b>0</b>	<b>2</b>	<b>0</b>	<b>0</b>	<b>0</b>	<b>0</b>	<b>0</b>	<b>0</b>	<b>0</b>	<b>0</b>	<b>0</b>	<b>0</b>	<b>3</b>
038 10 RM Laurier	Male	0	4	7	16	23	21	4	8	8	16	18	12	7	11	8	12	7	0	0	0	0	182
	Female	0	8	8	9	16	14	5	2	13	14	16	5	10	8	12	7	2	0	1	2	0	152
	<b>Total</b>	<b>0</b>	<b>12</b>	<b>15</b>	<b>25</b>	<b>39</b>	<b>35</b>	<b>9</b>	<b>10</b>	<b>21</b>	<b>30</b>	<b>34</b>	<b>17</b>	<b>17</b>	<b>19</b>	<b>20</b>	<b>19</b>	<b>9</b>	<b>0</b>	<b>1</b>	<b>2</b>	<b>0</b>	<b>334</b>
038 30 Radville	Male	7	28	24	23	31	13	32	19	29	21	31	16	9	17	11	20	22	17	7	9	3	389
	Female	6	33	25	33	18	26	26	29	22	23	25	15	21	15	12	25	26	14	11	11	1	417
	<b>Total</b>	<b>13</b>	<b>61</b>	<b>49</b>	<b>56</b>	<b>49</b>	<b>39</b>	<b>58</b>	<b>48</b>	<b>51</b>	<b>44</b>	<b>56</b>	<b>31</b>	<b>30</b>	<b>32</b>	<b>23</b>	<b>45</b>	<b>48</b>	<b>31</b>	<b>18</b>	<b>20</b>	<b>4</b>	<b>806</b>
039 10 RM The Gap	Male	0	3	3	2	6	12	2	3	4	6	13	13	9	14	5	4	1	2	2	0	0	104
	Female	0	3	1	7	14	13	3	1	3	10	12	10	12	5	7	2	3	1	1	0	0	108
	<b>Total</b>	<b>0</b>	<b>6</b>	<b>4</b>	<b>9</b>	<b>20</b>	<b>25</b>	<b>5</b>	<b>4</b>	<b>7</b>	<b>16</b>	<b>25</b>	<b>23</b>	<b>21</b>	<b>19</b>	<b>12</b>	<b>6</b>	<b>4</b>	<b>3</b>	<b>3</b>	<b>0</b>	<b>0</b>	<b>212</b>
039 50 Ceylon	Male	2	4	6	3	9	10	10	5	8	4	4	6	4	3	2	2	3	1	0	0	0	88
	Female	2	3	8	1	6	7	7	7	3	5	4	5	2	7	1	1	3	1	1	0	0	74
	<b>Total</b>	<b>4</b>	<b>7</b>	<b>14</b>	<b>4</b>	<b>15</b>	<b>17</b>	<b>17</b>	<b>12</b>	<b>11</b>	<b>9</b>	<b>8</b>	<b>11</b>	<b>6</b>	<b>10</b>	<b>3</b>	<b>3</b>	<b>5</b>	<b>4</b>	<b>2</b>	<b>0</b>	<b>0</b>	<b>162</b>
039 51 Hardy	Male	0	0	2	1	1	0	0	0	1	0	0	0	0	1	0	1	0	0	1	0	0	8
	Female	0	0	1	0	1	0	0	1	0	0	0	0	0	1	0	1	0	0	1	0	0	6
	<b>Total</b>	<b>0</b>	<b>0</b>	<b>3</b>	<b>1</b>	<b>2</b>	<b>0</b>	<b>0</b>	<b>1</b>	<b>1</b>	<b>0</b>	<b>0</b>	<b>0</b>	<b>0</b>	<b>2</b>	<b>0</b>	<b>2</b>	<b>0</b>	<b>0</b>	<b>2</b>	<b>0</b>	<b>0</b>	<b>14</b>

*2004 Covered Population*  
**1 Sun Country Regional Health Authority**

Residence Code	Age Groupings																				Total		
	< 1	1 to 4	5 to 9	10 to 14	15 to 19	20 to 24	25 to 29	30 to 34	35 to 39	40 to 44	45 to 49	50 to 54	55 to 59	60 to 64	65 to 69	70 to 74	75 to 79	80 to 84	85 to 89	90 to 94		95 +	
040 10 RM Bengough	Male	0	1	5	6	8	15	5	2	9	14	16	13	12	12	10	4	10	4	2	0	0	148
	Female	1	0	3	9	13	10	2	2	6	12	14	14	9	4	11	9	3	6	2	1	0	131
	<b>Total</b>	<b>1</b>	<b>1</b>	<b>8</b>	<b>15</b>	<b>21</b>	<b>25</b>	<b>7</b>	<b>4</b>	<b>15</b>	<b>26</b>	<b>30</b>	<b>27</b>	<b>21</b>	<b>16</b>	<b>21</b>	<b>13</b>	<b>13</b>	<b>10</b>	<b>4</b>	<b>1</b>	<b>0</b>	<b>279</b>
040 30 Bengough	Male	1	10	11	11	13	17	15	11	8	14	15	17	14	7	10	4	17	9	5	2	0	211
	Female	2	8	12	11	14	13	10	10	13	17	16	11	9	6	13	14	26	17	17	9	2	250
	<b>Total</b>	<b>3</b>	<b>18</b>	<b>23</b>	<b>22</b>	<b>27</b>	<b>30</b>	<b>25</b>	<b>21</b>	<b>21</b>	<b>31</b>	<b>31</b>	<b>28</b>	<b>23</b>	<b>13</b>	<b>23</b>	<b>18</b>	<b>43</b>	<b>26</b>	<b>22</b>	<b>11</b>	<b>2</b>	<b>461</b>
061 10 RM Antler	Male	3	2	5	31	36	24	4	9	12	18	20	27	18	19	13	11	9	4	1	0	1	267
	Female	1	4	6	20	25	20	4	8	13	16	22	29	14	10	9	10	7	3	2	0	0	223
	<b>Total</b>	<b>4</b>	<b>6</b>	<b>11</b>	<b>51</b>	<b>61</b>	<b>44</b>	<b>8</b>	<b>17</b>	<b>25</b>	<b>34</b>	<b>42</b>	<b>56</b>	<b>32</b>	<b>29</b>	<b>22</b>	<b>21</b>	<b>16</b>	<b>7</b>	<b>3</b>	<b>0</b>	<b>1</b>	<b>490</b>
061 30 Redvers	Male	5	16	41	27	34	34	29	29	31	31	36	23	19	20	15	19	23	17	14	6	3	472
	Female	3	27	33	38	33	23	33	27	26	34	35	25	17	22	18	29	33	27	26	11	8	528
	<b>Total</b>	<b>8</b>	<b>43</b>	<b>74</b>	<b>65</b>	<b>67</b>	<b>57</b>	<b>62</b>	<b>56</b>	<b>57</b>	<b>65</b>	<b>71</b>	<b>48</b>	<b>36</b>	<b>42</b>	<b>33</b>	<b>48</b>	<b>56</b>	<b>44</b>	<b>40</b>	<b>17</b>	<b>11</b>	<b>1,000</b>
061 50 Antler	Male	2	4	3	1	1	2	7	1	2	3	3	1	2	1	0	2	2	0	0	0	0	37
	Female	1	2	4	2	1	1	6	0	1	6	1	1	2	1	4	0	1	0	1	0	0	35
	<b>Total</b>	<b>3</b>	<b>6</b>	<b>7</b>	<b>3</b>	<b>2</b>	<b>3</b>	<b>13</b>	<b>1</b>	<b>3</b>	<b>9</b>	<b>4</b>	<b>2</b>	<b>4</b>	<b>2</b>	<b>4</b>	<b>2</b>	<b>3</b>	<b>0</b>	<b>1</b>	<b>0</b>	<b>0</b>	<b>72</b>
063 10 RM Moose Mountain	Male	1	2	7	15	20	15	9	3	10	15	23	17	23	10	19	18	7	5	1	0	0	220
	Female	2	3	4	21	20	12	9	8	5	21	16	23	16	15	16	6	8	8	1	1	1	216
	<b>Total</b>	<b>3</b>	<b>5</b>	<b>11</b>	<b>36</b>	<b>40</b>	<b>27</b>	<b>18</b>	<b>11</b>	<b>15</b>	<b>36</b>	<b>39</b>	<b>40</b>	<b>39</b>	<b>25</b>	<b>35</b>	<b>24</b>	<b>15</b>	<b>13</b>	<b>2</b>	<b>1</b>	<b>1</b>	<b>436</b>
063 30 Carlyle	Male	9	55	51	54	41	43	44	58	57	49	61	29	37	25	16	23	20	12	11	2	2	699
	Female	11	49	77	46	46	46	48	49	60	50	50	34	24	17	23	29	27	18	22	10	0	736
	<b>Total</b>	<b>20</b>	<b>104</b>	<b>128</b>	<b>100</b>	<b>87</b>	<b>89</b>	<b>92</b>	<b>107</b>	<b>117</b>	<b>99</b>	<b>111</b>	<b>63</b>	<b>61</b>	<b>42</b>	<b>39</b>	<b>52</b>	<b>47</b>	<b>30</b>	<b>33</b>	<b>12</b>	<b>2</b>	<b>1,435</b>
063 54 Manor	Male	7	8	16	14	10	14	9	10	6	19	12	10	4	12	6	4	3	3	3	1	1	172
	Female	3	10	12	12	9	7	16	11	8	14	5	8	8	3	7	4	9	5	5	3	1	160
	<b>Total</b>	<b>10</b>	<b>18</b>	<b>28</b>	<b>26</b>	<b>19</b>	<b>21</b>	<b>25</b>	<b>21</b>	<b>14</b>	<b>33</b>	<b>17</b>	<b>18</b>	<b>12</b>	<b>15</b>	<b>13</b>	<b>8</b>	<b>12</b>	<b>8</b>	<b>8</b>	<b>4</b>	<b>2</b>	<b>332</b>
064 10 RM Brock	Male	0	3	3	5	13	19	8	5	4	4	17	19	9	8	8	10	4	1	1	0	0	141
	Female	0	2	6	7	9	4	5	3	3	11	16	11	10	6	5	6	4	6	0	0	0	114
	<b>Total</b>	<b>0</b>	<b>5</b>	<b>9</b>	<b>12</b>	<b>22</b>	<b>23</b>	<b>13</b>	<b>8</b>	<b>7</b>	<b>15</b>	<b>33</b>	<b>30</b>	<b>19</b>	<b>14</b>	<b>13</b>	<b>16</b>	<b>8</b>	<b>7</b>	<b>1</b>	<b>0</b>	<b>0</b>	<b>255</b>
064 30 Arcola	Male	3	13	20	13	19	23	21	17	19	15	20	11	16	13	12	9	17	6	3	2	2	274
	Female	5	16	24	25	17	18	23	21	17	15	19	12	11	9	12	11	14	14	10	11	1	305
	<b>Total</b>	<b>8</b>	<b>29</b>	<b>44</b>	<b>38</b>	<b>36</b>	<b>41</b>	<b>44</b>	<b>38</b>	<b>36</b>	<b>30</b>	<b>39</b>	<b>23</b>	<b>27</b>	<b>22</b>	<b>24</b>	<b>20</b>	<b>31</b>	<b>20</b>	<b>13</b>	<b>13</b>	<b>3</b>	<b>579</b>

*2004 Covered Population*  
**1 Sun Country Regional Health Authority**

Residence Code	Age Groupings																					Total	
	< 1	1 to 4	5 to 9	10 to 14	15 to 19	20 to 24	25 to 29	30 to 34	35 to 39	40 to 44	45 to 49	50 to 54	55 to 59	60 to 64	65 to 69	70 to 74	75 to 79	80 to 84	85 to 89	90 to 94	95 +		
064 53    Kisbey	Male	1	4	3	5	6	5	8	4	2	8	6	6	2	2	5	5	3	4	0	0	0	79
	Female	0	1	4	5	2	6	3	3	2	5	7	3	5	1	6	6	2	7	1	0	0	69
	<b>Total</b>	<b>1</b>	<b>5</b>	<b>7</b>	<b>10</b>	<b>8</b>	<b>11</b>	<b>11</b>	<b>7</b>	<b>4</b>	<b>13</b>	<b>13</b>	<b>9</b>	<b>7</b>	<b>3</b>	<b>11</b>	<b>11</b>	<b>5</b>	<b>11</b>	<b>1</b>	<b>0</b>	<b>0</b>	<b>148</b>
065 10    RM Tecumseh	Male	1	0	7	9	12	7	13	4	8	8	10	16	13	14	13	11	6	3	1	0	0	156
	Female	0	1	2	9	8	6	4	2	9	5	13	12	14	24	5	6	2	3	3	3	0	131
	<b>Total</b>	<b>1</b>	<b>1</b>	<b>9</b>	<b>18</b>	<b>20</b>	<b>13</b>	<b>17</b>	<b>6</b>	<b>17</b>	<b>13</b>	<b>23</b>	<b>28</b>	<b>27</b>	<b>38</b>	<b>18</b>	<b>17</b>	<b>8</b>	<b>6</b>	<b>4</b>	<b>3</b>	<b>0</b>	<b>287</b>
065 30    Stoughton	Male	4	17	35	20	18	19	18	22	24	24	16	33	18	19	19	12	12	18	6	5	1	360
	Female	2	22	29	24	18	24	18	17	24	21	20	25	15	22	13	14	21	24	12	10	4	379
	<b>Total</b>	<b>6</b>	<b>39</b>	<b>64</b>	<b>44</b>	<b>36</b>	<b>43</b>	<b>36</b>	<b>39</b>	<b>48</b>	<b>45</b>	<b>36</b>	<b>58</b>	<b>33</b>	<b>41</b>	<b>32</b>	<b>26</b>	<b>33</b>	<b>42</b>	<b>18</b>	<b>15</b>	<b>5</b>	<b>739</b>
065 51    Forget	Male	0	1	3	3	2	2	3	1	2	2	1	2	1	1	2	1	2	1	1	0	0	31
	Female	0	2	1	1	4	2	4	0	2	2	2	2	0	1	2	1	1	1	1	0	0	29
	<b>Total</b>	<b>0</b>	<b>3</b>	<b>4</b>	<b>4</b>	<b>6</b>	<b>4</b>	<b>7</b>	<b>1</b>	<b>4</b>	<b>4</b>	<b>3</b>	<b>4</b>	<b>1</b>	<b>2</b>	<b>4</b>	<b>2</b>	<b>3</b>	<b>2</b>	<b>2</b>	<b>0</b>	<b>0</b>	<b>60</b>
065 53    Heward	Male	1	0	2	3	1	3	1	0	2	3	0	2	1	1	0	2	0	0	0	0	0	22
	Female	0	3	1	2	0	2	2	1	1	1	2	0	1	0	1	0	0	0	0	0	0	17
	<b>Total</b>	<b>1</b>	<b>3</b>	<b>3</b>	<b>5</b>	<b>1</b>	<b>5</b>	<b>3</b>	<b>1</b>	<b>3</b>	<b>4</b>	<b>2</b>	<b>2</b>	<b>2</b>	<b>1</b>	<b>1</b>	<b>2</b>	<b>0</b>	<b>0</b>	<b>0</b>	<b>0</b>	<b>0</b>	<b>39</b>
066 10    RM Griffin	Male	1	5	8	16	15	15	9	9	12	15	20	13	12	8	14	8	9	4	0	1	0	194
	Female	1	1	12	11	14	9	2	9	12	12	17	7	10	11	9	10	5	1	0	0	0	153
	<b>Total</b>	<b>2</b>	<b>6</b>	<b>20</b>	<b>27</b>	<b>29</b>	<b>24</b>	<b>11</b>	<b>18</b>	<b>24</b>	<b>27</b>	<b>37</b>	<b>20</b>	<b>22</b>	<b>19</b>	<b>23</b>	<b>18</b>	<b>14</b>	<b>5</b>	<b>0</b>	<b>1</b>	<b>0</b>	<b>347</b>
067 10    RM Weyburn	Male	1	6	8	28	33	25	15	15	13	22	29	25	26	24	22	21	14	4	1	0	0	332
	Female	4	7	15	19	20	22	8	10	11	28	23	28	18	23	12	15	8	5	1	0	0	277
	<b>Total</b>	<b>5</b>	<b>13</b>	<b>23</b>	<b>47</b>	<b>53</b>	<b>47</b>	<b>23</b>	<b>25</b>	<b>24</b>	<b>50</b>	<b>52</b>	<b>53</b>	<b>44</b>	<b>47</b>	<b>34</b>	<b>36</b>	<b>22</b>	<b>9</b>	<b>2</b>	<b>0</b>	<b>0</b>	<b>609</b>
067 26    Weyburn	Male	47	245	321	362	344	343	287	283	326	389	347	317	229	188	180	172	165	127	67	38	6	4,783
	Female	55	236	328	358	361	342	283	292	342	377	378	298	237	234	231	235	233	212	166	74	25	5,297
	<b>Total</b>	<b>102</b>	<b>481</b>	<b>649</b>	<b>720</b>	<b>705</b>	<b>685</b>	<b>570</b>	<b>575</b>	<b>668</b>	<b>766</b>	<b>725</b>	<b>615</b>	<b>466</b>	<b>422</b>	<b>411</b>	<b>407</b>	<b>398</b>	<b>339</b>	<b>233</b>	<b>112</b>	<b>31</b>	<b>10,080</b>
067 54    McTaggart	Male	0	3	3	7	8	3	7	4	1	9	10	0	4	2	2	0	1	1	0	0	0	65
	Female	1	6	6	6	5	3	6	6	3	9	4	3	2	3	0	0	3	0	0	0	0	66
	<b>Total</b>	<b>1</b>	<b>9</b>	<b>9</b>	<b>13</b>	<b>13</b>	<b>6</b>	<b>13</b>	<b>10</b>	<b>4</b>	<b>18</b>	<b>14</b>	<b>3</b>	<b>6</b>	<b>5</b>	<b>2</b>	<b>0</b>	<b>4</b>	<b>1</b>	<b>0</b>	<b>0</b>	<b>0</b>	<b>131</b>
068 10    RM Brokenshell	Male	1	6	9	10	20	14	7	2	6	10	13	11	10	10	10	8	2	3	4	0	0	156
	Female	2	6	9	12	10	5	3	3	9	10	9	14	8	10	6	3	2	4	1	0	0	126
	<b>Total</b>	<b>3</b>	<b>12</b>	<b>18</b>	<b>22</b>	<b>30</b>	<b>19</b>	<b>10</b>	<b>5</b>	<b>15</b>	<b>20</b>	<b>22</b>	<b>25</b>	<b>18</b>	<b>20</b>	<b>16</b>	<b>11</b>	<b>4</b>	<b>7</b>	<b>5</b>	<b>0</b>	<b>0</b>	<b>282</b>

**2004 Covered Population**  
**1 Sun Country Regional Health Authority**

Residence Code	Age Groupings																					Total	
	< 1	1 to 4	5 to 9	10 to 14	15 to 19	20 to 24	25 to 29	30 to 34	35 to 39	40 to 44	45 to 49	50 to 54	55 to 59	60 to 64	65 to 69	70 to 74	75 to 79	80 to 84	85 to 89	90 to 94	95 +		
069 10 RM Norton	Male	1	0	3	5	12	19	7	6	2	6	14	17	8	10	6	4	4	4	1	0	0	129
	Female	0	2	4	1	8	6	5	1	3	6	13	9	11	8	2	6	6	5	2	0	0	98
	<b>Total</b>	<b>1</b>	<b>2</b>	<b>7</b>	<b>6</b>	<b>20</b>	<b>25</b>	<b>12</b>	<b>7</b>	<b>5</b>	<b>12</b>	<b>27</b>	<b>26</b>	<b>19</b>	<b>18</b>	<b>8</b>	<b>10</b>	<b>10</b>	<b>9</b>	<b>3</b>	<b>0</b>	<b>0</b>	<b>227</b>
069 53 Pangman	Male	1	7	6	6	11	12	10	9	6	2	12	6	12	8	3	2	5	2	5	3	1	129
	Female	3	6	7	5	8	12	10	3	7	9	8	13	7	3	5	1	6	8	13	4	2	140
	<b>Total</b>	<b>4</b>	<b>13</b>	<b>13</b>	<b>11</b>	<b>19</b>	<b>24</b>	<b>20</b>	<b>12</b>	<b>13</b>	<b>11</b>	<b>20</b>	<b>19</b>	<b>19</b>	<b>11</b>	<b>8</b>	<b>3</b>	<b>11</b>	<b>10</b>	<b>18</b>	<b>7</b>	<b>3</b>	<b>269</b>
070 10 RM Key West	Male	0	3	6	14	9	19	9	7	9	7	22	16	13	10	16	8	5	6	3	1	0	183
	Female	1	1	8	14	20	7	4	6	9	10	23	11	10	13	9	8	3	2	2	0	0	161
	<b>Total</b>	<b>1</b>	<b>4</b>	<b>14</b>	<b>28</b>	<b>29</b>	<b>26</b>	<b>13</b>	<b>13</b>	<b>18</b>	<b>17</b>	<b>45</b>	<b>27</b>	<b>23</b>	<b>23</b>	<b>25</b>	<b>16</b>	<b>8</b>	<b>8</b>	<b>5</b>	<b>1</b>	<b>0</b>	<b>344</b>
070 30 Ogema	Male	2	3	8	8	7	12	7	9	9	11	12	12	10	10	7	5	9	15	6	1	0	163
	Female	2	6	7	11	14	12	11	10	8	9	15	7	5	9	14	8	21	14	10	1	1	195
	<b>Total</b>	<b>4</b>	<b>9</b>	<b>15</b>	<b>19</b>	<b>21</b>	<b>24</b>	<b>18</b>	<b>19</b>	<b>17</b>	<b>20</b>	<b>27</b>	<b>19</b>	<b>15</b>	<b>19</b>	<b>21</b>	<b>13</b>	<b>30</b>	<b>29</b>	<b>16</b>	<b>2</b>	<b>1</b>	<b>358</b>
091 10 RM Maryfield (75%)	Male	0	2	1	5	8	14	7	7	1	9	15	17	11	8	10	9	5	3	2	0	0	134
	Female	1	2	2	9	13	14	2	3	2	8	9	17	10	12	6	9	2	2	3	2	0	125
	<b>Total</b>	<b>1</b>	<b>5</b>	<b>2</b>	<b>14</b>	<b>21</b>	<b>28</b>	<b>9</b>	<b>10</b>	<b>2</b>	<b>17</b>	<b>24</b>	<b>34</b>	<b>21</b>	<b>20</b>	<b>16</b>	<b>18</b>	<b>8</b>	<b>5</b>	<b>5</b>	<b>2</b>	<b>0</b>	<b>259</b>
091 50 Fairlight	Male	0	4	1	0	0	1	2	1	4	2	1	3	2	1	2	0	0	0	0	1	0	25
	Female	0	2	4	0	1	0	6	3	0	0	4	1	1	1	2	0	0	3	0	1	0	29
	<b>Total</b>	<b>0</b>	<b>6</b>	<b>5</b>	<b>0</b>	<b>1</b>	<b>1</b>	<b>8</b>	<b>4</b>	<b>4</b>	<b>2</b>	<b>5</b>	<b>4</b>	<b>3</b>	<b>2</b>	<b>4</b>	<b>0</b>	<b>0</b>	<b>3</b>	<b>0</b>	<b>2</b>	<b>0</b>	<b>54</b>
091 52 Maryfield	Male	4	9	9	9	6	9	13	7	9	10	14	6	7	13	7	12	7	6	2	0	0	159
	Female	2	13	17	10	14	14	13	15	4	7	13	5	10	9	8	10	9	20	11	6	0	210
	<b>Total</b>	<b>6</b>	<b>22</b>	<b>26</b>	<b>19</b>	<b>20</b>	<b>23</b>	<b>26</b>	<b>22</b>	<b>13</b>	<b>17</b>	<b>27</b>	<b>11</b>	<b>17</b>	<b>22</b>	<b>15</b>	<b>22</b>	<b>16</b>	<b>26</b>	<b>13</b>	<b>6</b>	<b>0</b>	<b>369</b>
092 10 RM Walpole (81%)	Male	1	4	9	6	11	14	9	11	9	9	13	14	19	14	7	2	9	2	4	2	0	168
	Female	2	8	2	6	11	10	8	7	2	13	13	12	18	8	2	6	6	4	3	0	0	141
	<b>Total</b>	<b>2</b>	<b>12</b>	<b>11</b>	<b>12</b>	<b>23</b>	<b>23</b>	<b>17</b>	<b>18</b>	<b>11</b>	<b>22</b>	<b>26</b>	<b>26</b>	<b>36</b>	<b>22</b>	<b>9</b>	<b>8</b>	<b>15</b>	<b>6</b>	<b>7</b>	<b>2</b>	<b>0</b>	<b>309</b>
093 10 RM Wawken	Male	0	3	6	11	14	15	8	8	4	22	16	16	15	15	14	15	8	2	0	0	207	
	Female	1	6	7	9	22	10	3	8	10	11	17	18	13	18	16	5	11	3	2	1	1	192
	<b>Total</b>	<b>1</b>	<b>9</b>	<b>13</b>	<b>20</b>	<b>36</b>	<b>25</b>	<b>11</b>	<b>16</b>	<b>14</b>	<b>33</b>	<b>33</b>	<b>34</b>	<b>28</b>	<b>33</b>	<b>30</b>	<b>20</b>	<b>26</b>	<b>11</b>	<b>4</b>	<b>1</b>	<b>1</b>	<b>399</b>
093 30 Wawota	Male	1	15	14	14	19	23	23	17	14	20	18	14	13	20	10	25	13	10	7	4	1	295
	Female	3	11	8	12	17	20	15	9	21	18	19	11	24	14	19	23	12	24	17	7	5	309
	<b>Total</b>	<b>4</b>	<b>26</b>	<b>22</b>	<b>26</b>	<b>36</b>	<b>43</b>	<b>38</b>	<b>26</b>	<b>35</b>	<b>38</b>	<b>37</b>	<b>25</b>	<b>37</b>	<b>34</b>	<b>29</b>	<b>48</b>	<b>25</b>	<b>34</b>	<b>24</b>	<b>11</b>	<b>6</b>	<b>604</b>



**2004 Covered Population**  
**1 Sun Country Regional Health Authority**

Residence Code	Age Groupings																				Total		
	< 1	1 to 4	5 to 9	10 to 14	15 to 19	20 to 24	25 to 29	30 to 34	35 to 39	40 to 44	45 to 49	50 to 54	55 to 59	60 to 64	65 to 69	70 to 74	75 to 79	80 to 84	85 to 89	90 to 94		95 +	
093 53 Kennedy	Male	3	9	8	6	8	6	14	10	9	7	14	5	5	9	5	10	6	4	1	2	0	141
	Female	3	11	11	7	7	19	14	8	6	7	10	6	2	8	7	7	5	5	10	4	0	157
	<b>Total</b>	<b>6</b>	<b>20</b>	<b>19</b>	<b>13</b>	<b>15</b>	<b>25</b>	<b>28</b>	<b>18</b>	<b>15</b>	<b>14</b>	<b>24</b>	<b>11</b>	<b>7</b>	<b>17</b>	<b>12</b>	<b>17</b>	<b>11</b>	<b>9</b>	<b>11</b>	<b>6</b>	<b>0</b>	<b>298</b>
093 55 Kenosee Lake	Male	1	5	4	8	6	5	8	19	8	11	12	5	11	15	13	13	10	9	3	0	0	166
	Female	2	9	1	5	13	6	9	8	9	8	4	12	14	16	13	10	9	6	4	0	0	158
	<b>Total</b>	<b>3</b>	<b>14</b>	<b>5</b>	<b>13</b>	<b>19</b>	<b>11</b>	<b>17</b>	<b>27</b>	<b>17</b>	<b>19</b>	<b>16</b>	<b>17</b>	<b>25</b>	<b>31</b>	<b>26</b>	<b>23</b>	<b>19</b>	<b>15</b>	<b>7</b>	<b>0</b>	<b>0</b>	<b>324</b>
094 10 RM Hazelwood	Male	1	0	7	8	12	14	9	3	4	12	12	15	12	11	13	4	9	1	2	0	0	149
	Female	0	0	1	9	16	10	4	5	3	9	15	16	18	9	5	7	6	0	0	0	0	133
	<b>Total</b>	<b>1</b>	<b>0</b>	<b>8</b>	<b>17</b>	<b>28</b>	<b>24</b>	<b>13</b>	<b>8</b>	<b>7</b>	<b>21</b>	<b>27</b>	<b>31</b>	<b>30</b>	<b>20</b>	<b>18</b>	<b>11</b>	<b>15</b>	<b>1</b>	<b>2</b>	<b>0</b>	<b>0</b>	<b>282</b>
095 10 RM Golden West	Male	3	6	7	9	16	20	17	10	4	13	24	18	20	8	7	5	7	4	2	2	0	202
	Female	1	4	5	8	11	16	8	3	5	18	15	23	10	7	5	3	3	5	2	1	0	153
	<b>Total</b>	<b>4</b>	<b>10</b>	<b>12</b>	<b>17</b>	<b>27</b>	<b>36</b>	<b>25</b>	<b>13</b>	<b>9</b>	<b>31</b>	<b>39</b>	<b>41</b>	<b>30</b>	<b>15</b>	<b>12</b>	<b>8</b>	<b>10</b>	<b>9</b>	<b>4</b>	<b>3</b>	<b>0</b>	<b>355</b>
096 10 RM Fillmore	Male	0	1	2	4	5	7	4	5	7	8	12	14	14	9	15	11	7	6	2	1	0	134
	Female	0	3	1	9	12	10	2	0	4	8	10	12	5	9	12	9	4	1	1	1	0	113
	<b>Total</b>	<b>0</b>	<b>4</b>	<b>3</b>	<b>13</b>	<b>17</b>	<b>17</b>	<b>6</b>	<b>5</b>	<b>11</b>	<b>16</b>	<b>22</b>	<b>26</b>	<b>19</b>	<b>18</b>	<b>27</b>	<b>20</b>	<b>11</b>	<b>7</b>	<b>3</b>	<b>2</b>	<b>0</b>	<b>247</b>
096 54 Creelman	Male	0	1	3	9	5	1	2	3	3	4	5	7	2	2	2	4	1	2	2	1	0	59
	Female	0	3	4	4	3	3	3	3	1	4	6	3	3	2	4	3	6	6	2	0	1	64
	<b>Total</b>	<b>0</b>	<b>4</b>	<b>7</b>	<b>13</b>	<b>8</b>	<b>4</b>	<b>5</b>	<b>6</b>	<b>4</b>	<b>8</b>	<b>11</b>	<b>10</b>	<b>5</b>	<b>4</b>	<b>6</b>	<b>7</b>	<b>7</b>	<b>8</b>	<b>4</b>	<b>1</b>	<b>1</b>	<b>123</b>
096 55 Fillmore	Male	0	2	6	4	13	13	6	7	8	6	7	12	10	5	5	11	3	6	2	2	0	128
	Female	1	3	5	6	6	5	4	6	5	9	9	8	11	7	8	6	10	6	11	7	1	134
	<b>Total</b>	<b>1</b>	<b>5</b>	<b>11</b>	<b>10</b>	<b>19</b>	<b>18</b>	<b>10</b>	<b>13</b>	<b>13</b>	<b>15</b>	<b>16</b>	<b>20</b>	<b>21</b>	<b>12</b>	<b>13</b>	<b>17</b>	<b>13</b>	<b>12</b>	<b>13</b>	<b>9</b>	<b>1</b>	<b>262</b>
096 57 Osage	Male	0	1	0	3	0	1	2	0	1	4	0	1	1	0	1	0	0	1	0	0	0	16
	Female	0	0	1	1	1	1	1	2	0	1	0	1	1	1	0	1	1	0	1	1	1	16
	<b>Total</b>	<b>0</b>	<b>1</b>	<b>1</b>	<b>4</b>	<b>1</b>	<b>2</b>	<b>3</b>	<b>2</b>	<b>1</b>	<b>5</b>	<b>0</b>	<b>2</b>	<b>2</b>	<b>1</b>	<b>1</b>	<b>1</b>	<b>1</b>	<b>1</b>	<b>1</b>	<b>1</b>	<b>1</b>	<b>32</b>
097 10 RM Wellington	Male	2	3	9	11	13	9	7	9	10	15	11	11	14	9	13	10	10	5	0	2	1	174
	Female	0	3	4	13	9	4	6	4	6	13	8	13	15	7	5	8	2	6	4	1	0	131
	<b>Total</b>	<b>2</b>	<b>6</b>	<b>13</b>	<b>24</b>	<b>22</b>	<b>13</b>	<b>13</b>	<b>13</b>	<b>16</b>	<b>28</b>	<b>19</b>	<b>24</b>	<b>29</b>	<b>16</b>	<b>18</b>	<b>18</b>	<b>12</b>	<b>11</b>	<b>4</b>	<b>3</b>	<b>1</b>	<b>305</b>
098 10 RM Scott	Male	1	1	8	4	7	11	2	7	2	2	12	10	8	6	9	7	6	1	0	0	0	104
	Female	0	1	3	5	7	9	2	4	1	6	9	8	5	10	5	4	4	4	1	1	0	89
	<b>Total</b>	<b>1</b>	<b>2</b>	<b>11</b>	<b>9</b>	<b>14</b>	<b>20</b>	<b>4</b>	<b>11</b>	<b>3</b>	<b>8</b>	<b>21</b>	<b>18</b>	<b>13</b>	<b>16</b>	<b>14</b>	<b>11</b>	<b>10</b>	<b>5</b>	<b>1</b>	<b>1</b>	<b>0</b>	<b>193</b>

*2004 Covered Population*  
**1 Sun Country Regional Health Authority**

Residence Code	Age Groupings																				Total		
	< 1	1 to 4	5 to 9	10 to 14	15 to 19	20 to 24	25 to 29	30 to 34	35 to 39	40 to 44	45 to 49	50 to 54	55 to 59	60 to 64	65 to 69	70 to 74	75 to 79	80 to 84	85 to 89	90 to 94		95 +	
098 30 Yellow Grass	Male	4	9	10	11	16	18	14	16	9	19	12	10	13	12	9	7	8	5	7	4	0	213
	Female	4	9	8	11	16	17	11	12	9	17	20	12	8	12	8	8	15	16	9	1	1	224
	<b>Total</b>	<b>8</b>	<b>18</b>	<b>18</b>	<b>22</b>	<b>32</b>	<b>35</b>	<b>25</b>	<b>28</b>	<b>18</b>	<b>36</b>	<b>32</b>	<b>22</b>	<b>21</b>	<b>24</b>	<b>17</b>	<b>15</b>	<b>23</b>	<b>21</b>	<b>16</b>	<b>5</b>	<b>1</b>	<b>437</b>
098 52 Lang	Male	0	4	4	9	7	9	7	6	3	9	9	8	4	3	2	2	3	1	2	2	0	94
	Female	0	5	9	12	11	5	5	4	7	9	10	8	6	2	4	3	4	6	3	1	1	115
	<b>Total</b>	<b>0</b>	<b>9</b>	<b>13</b>	<b>21</b>	<b>18</b>	<b>14</b>	<b>12</b>	<b>10</b>	<b>10</b>	<b>18</b>	<b>19</b>	<b>16</b>	<b>10</b>	<b>5</b>	<b>6</b>	<b>5</b>	<b>7</b>	<b>7</b>	<b>5</b>	<b>3</b>	<b>1</b>	<b>209</b>
123 10 RM Silverwood (33%)	Male	0	1	4	4	9	9	6	2	4	5	10	6	8	7	5	3	3	2	2	0	0	90
	Female	0	1	3	5	6	9	3	2	3	6	9	8	6	5	2	3	4	1	1	0	0	77
	<b>Total</b>	<b>0</b>	<b>2</b>	<b>7</b>	<b>8</b>	<b>15</b>	<b>18</b>	<b>9</b>	<b>4</b>	<b>7</b>	<b>11</b>	<b>19</b>	<b>14</b>	<b>14</b>	<b>13</b>	<b>8</b>	<b>6</b>	<b>7</b>	<b>3</b>	<b>3</b>	<b>0</b>	<b>0</b>	<b>167</b>
124 10 RM Kingsley (83%)	Male	1	2	6	3	13	21	7	7	7	11	19	22	21	9	14	8	7	7	0	1	0	185
	Female	0	2	9	5	13	15	6	6	5	12	16	17	20	9	10	6	6	4	2	1	0	164
	<b>Total</b>	<b>1</b>	<b>4</b>	<b>15</b>	<b>8</b>	<b>27</b>	<b>36</b>	<b>12</b>	<b>12</b>	<b>12</b>	<b>22</b>	<b>35</b>	<b>39</b>	<b>41</b>	<b>18</b>	<b>24</b>	<b>14</b>	<b>13</b>	<b>11</b>	<b>2</b>	<b>2</b>	<b>0</b>	<b>349</b>
124 30 Kipling	Male	5	37	42	50	32	35	29	32	30	38	38	27	24	27	32	17	17	19	7	6	2	546
	Female	9	23	39	34	32	24	42	30	32	34	36	28	32	34	16	24	33	35	21	16	2	576
	<b>Total</b>	<b>14</b>	<b>60</b>	<b>81</b>	<b>84</b>	<b>64</b>	<b>59</b>	<b>71</b>	<b>62</b>	<b>62</b>	<b>72</b>	<b>74</b>	<b>55</b>	<b>56</b>	<b>61</b>	<b>48</b>	<b>41</b>	<b>50</b>	<b>54</b>	<b>28</b>	<b>22</b>	<b>4</b>	<b>1,122</b>
125 10 RM Chester (67%)	Male	0	2	1	10	11	16	7	5	5	11	10	15	12	7	4	11	8	3	2	0	1	142
	Female	0	2	4	8	14	9	5	3	4	10	15	9	11	7	8	6	8	5	3	0	0	130
	<b>Total</b>	<b>0</b>	<b>4</b>	<b>5</b>	<b>18</b>	<b>25</b>	<b>25</b>	<b>12</b>	<b>7</b>	<b>9</b>	<b>21</b>	<b>25</b>	<b>25</b>	<b>23</b>	<b>14</b>	<b>12</b>	<b>17</b>	<b>16</b>	<b>9</b>	<b>5</b>	<b>0</b>	<b>1</b>	<b>272</b>
125 53 Glenavon	Male	1	8	10	8	6	7	9	6	8	14	8	2	6	2	5	6	2	10	2	1	0	121
	Female	3	11	3	7	7	6	8	5	10	9	6	4	3	2	9	9	8	10	7	1	0	128
	<b>Total</b>	<b>4</b>	<b>19</b>	<b>13</b>	<b>15</b>	<b>13</b>	<b>13</b>	<b>17</b>	<b>11</b>	<b>18</b>	<b>23</b>	<b>14</b>	<b>6</b>	<b>9</b>	<b>4</b>	<b>14</b>	<b>15</b>	<b>10</b>	<b>20</b>	<b>9</b>	<b>2</b>	<b>0</b>	<b>249</b>
125 57 Windthorst	Male	3	2	3	7	14	12	16	6	4	9	7	13	9	5	2	5	7	6	3	1	0	134
	Female	3	5	8	9	3	11	7	4	7	9	7	9	8	1	5	11	7	11	6	5	2	138
	<b>Total</b>	<b>6</b>	<b>7</b>	<b>11</b>	<b>16</b>	<b>17</b>	<b>23</b>	<b>23</b>	<b>10</b>	<b>11</b>	<b>18</b>	<b>14</b>	<b>22</b>	<b>17</b>	<b>6</b>	<b>7</b>	<b>16</b>	<b>14</b>	<b>17</b>	<b>9</b>	<b>6</b>	<b>2</b>	<b>272</b>
700 84 Ocean Man First Nation	Male	3	9	3	12	8	9	3	6	5	4	2	2	2	0	1	2	0	1	0	0	0	72
	Female	4	8	6	6	11	7	2	3	7	5	4	3	2	1	2	2	2	1	0	0	0	76
	<b>Total</b>	<b>7</b>	<b>17</b>	<b>9</b>	<b>18</b>	<b>19</b>	<b>16</b>	<b>5</b>	<b>9</b>	<b>12</b>	<b>9</b>	<b>6</b>	<b>5</b>	<b>4</b>	<b>1</b>	<b>3</b>	<b>4</b>	<b>2</b>	<b>2</b>	<b>0</b>	<b>0</b>	<b>0</b>	<b>148</b>
701 84 Pheasant Rump Nakota	Male	2	2	5	7	7	3	6	5	4	4	0	3	3	2	1	1	0	0	1	0	0	56
	Female	2	8	7	8	10	11	7	6	6	3	0	3	3	2	0	0	0	0	0	0	0	76
	<b>Total</b>	<b>4</b>	<b>10</b>	<b>12</b>	<b>15</b>	<b>17</b>	<b>14</b>	<b>13</b>	<b>11</b>	<b>10</b>	<b>7</b>	<b>0</b>	<b>6</b>	<b>6</b>	<b>4</b>	<b>1</b>	<b>1</b>	<b>0</b>	<b>0</b>	<b>1</b>	<b>0</b>	<b>0</b>	<b>132</b>

*2004 Covered Population*  
**1 Sun Country Regional Health Authority**

Residence Code	Age Groupings																				Total	
	< 1	1 to 4	5 to 9	10 to 14	15 to 19	20 to 24	25 to 29	30 to 34	35 to 39	40 to 44	45 to 49	50 to 54	55 to 59	60 to 64	65 to 69	70 to 74	75 to 79	80 to 84	85 to 89	90 to 94		95 +
<b>730 84 White Bear First Nation</b>																						
Male	12	27	34	37	37	22	28	33	20	31	19	7	7	11	5	1	1	1	0	0	0	333
Female	10	27	37	42	38	32	21	30	27	19	18	11	14	4	9	1	1	4	2	0	0	347
<b>Total</b>	<b>22</b>	<b>54</b>	<b>71</b>	<b>79</b>	<b>75</b>	<b>54</b>	<b>49</b>	<b>63</b>	<b>47</b>	<b>50</b>	<b>37</b>	<b>18</b>	<b>21</b>	<b>15</b>	<b>14</b>	<b>2</b>	<b>2</b>	<b>5</b>	<b>2</b>	<b>0</b>	<b>0</b>	<b>680</b>
<b>Total Covered Population</b>																						
<b>1 Sun Country Regional Health Authority</b>																						
Male	282	1,169	1,685	1,944	2,073	2,085	1,736	1,548	1,646	2,134	2,152	1,869	1,523	1,197	1,081	1,055	923	644	330	150	36	27,263
Female	289	1,208	1,635	1,867	2,013	1,811	1,510	1,435	1,599	2,006	2,035	1,698	1,418	1,190	1,084	1,098	1,076	946	642	325	108	26,992
<b>Total</b>	<b>571</b>	<b>2,377</b>	<b>3,320</b>	<b>3,811</b>	<b>4,086</b>	<b>3,895</b>	<b>3,246</b>	<b>2,983</b>	<b>3,246</b>	<b>4,140</b>	<b>4,187</b>	<b>3,567</b>	<b>2,941</b>	<b>2,387</b>	<b>2,165</b>	<b>2,152</b>	<b>1,999</b>	<b>1,590</b>	<b>972</b>	<b>475</b>	<b>144</b>	<b>54,255</b>

**2004 Covered Population**  
**2 Five Hills Regional Health Authority**

Residence Code	Age Groupings																					Total	
	< 1	1 to 4	5 to 9	10 to 14	15 to 19	20 to 24	25 to 29	30 to 34	35 to 39	40 to 44	45 to 49	50 to 54	55 to 59	60 to 64	65 to 69	70 to 74	75 to 79	80 to 84	85 to 89	90 to 94	95 +		
012 10 RM Poplar Valley (65%)	Male	0	1	1	8	10	5	5	4	1	10	7	6	5	6	3	3	5	3	0	0	0	85
	Female	0	1	4	7	8	6	1	3	3	7	7	6	4	4	4	3	4	1	0	0	0	70
	<b>Total</b>	<b>0</b>	<b>2</b>	<b>5</b>	<b>15</b>	<b>18</b>	<b>11</b>	<b>7</b>	<b>7</b>	<b>4</b>	<b>18</b>	<b>14</b>	<b>12</b>	<b>8</b>	<b>10</b>	<b>7</b>	<b>6</b>	<b>8</b>	<b>4</b>	<b>0</b>	<b>0</b>	<b>0</b>	<b>155</b>
012 30 Rockglen	Male	5	9	17	11	20	20	8	11	7	22	19	13	13	5	4	18	24	9	5	2	1	243
	Female	3	4	10	14	22	15	6	12	11	18	22	10	14	7	15	19	15	16	10	2	4	249
	<b>Total</b>	<b>8</b>	<b>13</b>	<b>27</b>	<b>25</b>	<b>42</b>	<b>35</b>	<b>14</b>	<b>23</b>	<b>18</b>	<b>40</b>	<b>41</b>	<b>23</b>	<b>27</b>	<b>12</b>	<b>19</b>	<b>37</b>	<b>39</b>	<b>25</b>	<b>15</b>	<b>4</b>	<b>5</b>	<b>492</b>
042 10 RM Willow Bunch	Male	1	6	11	10	23	20	20	4	5	22	27	31	11	8	9	8	6	4	0	0	0	226
	Female	2	2	10	19	25	18	7	3	6	24	24	16	11	6	5	10	6	2	1	0	1	198
	<b>Total</b>	<b>3</b>	<b>8</b>	<b>21</b>	<b>29</b>	<b>48</b>	<b>38</b>	<b>27</b>	<b>7</b>	<b>11</b>	<b>46</b>	<b>51</b>	<b>47</b>	<b>22</b>	<b>14</b>	<b>14</b>	<b>18</b>	<b>12</b>	<b>6</b>	<b>1</b>	<b>0</b>	<b>1</b>	<b>424</b>
042 30 Willow Bunch	Male	0	9	13	13	10	14	9	8	11	15	23	14	13	8	7	9	9	5	4	2	0	196
	Female	0	7	11	22	9	18	10	5	12	16	14	17	5	9	7	11	17	10	1	1	0	202
	<b>Total</b>	<b>0</b>	<b>16</b>	<b>24</b>	<b>35</b>	<b>19</b>	<b>32</b>	<b>19</b>	<b>13</b>	<b>23</b>	<b>31</b>	<b>37</b>	<b>31</b>	<b>18</b>	<b>17</b>	<b>14</b>	<b>20</b>	<b>26</b>	<b>15</b>	<b>5</b>	<b>3</b>	<b>0</b>	<b>398</b>
043 10 RM Old Post	Male	0	5	3	9	25	19	7	6	7	24	22	6	11	13	3	16	4	2	1	0	0	183
	Female	2	8	6	16	17	11	9	7	10	16	16	11	9	14	8	8	4	0	1	0	0	173
	<b>Total</b>	<b>2</b>	<b>13</b>	<b>9</b>	<b>25</b>	<b>42</b>	<b>30</b>	<b>16</b>	<b>13</b>	<b>17</b>	<b>40</b>	<b>38</b>	<b>17</b>	<b>20</b>	<b>27</b>	<b>11</b>	<b>24</b>	<b>8</b>	<b>2</b>	<b>2</b>	<b>0</b>	<b>0</b>	<b>356</b>
043 50 Wood Mountain	Male	0	4	6	1	1	6	2	6	0	2	4	1	2	4	0	0	0	0	0	1	1	41
	Female	1	2	5	1	3	1	4	2	4	2	1	2	3	0	0	0	0	1	1	0	0	33
	<b>Total</b>	<b>1</b>	<b>6</b>	<b>11</b>	<b>2</b>	<b>4</b>	<b>7</b>	<b>6</b>	<b>8</b>	<b>4</b>	<b>4</b>	<b>5</b>	<b>3</b>	<b>5</b>	<b>4</b>	<b>0</b>	<b>0</b>	<b>0</b>	<b>1</b>	<b>1</b>	<b>1</b>	<b>1</b>	<b>74</b>
044 10 RM Waverley	Male	0	2	6	16	16	16	7	8	11	18	11	8	6	8	13	11	12	2	0	0	0	171
	Female	1	1	5	14	10	11	3	6	8	13	8	8	12	12	6	6	5	3	1	0	1	134
	<b>Total</b>	<b>1</b>	<b>3</b>	<b>11</b>	<b>30</b>	<b>26</b>	<b>27</b>	<b>10</b>	<b>14</b>	<b>19</b>	<b>31</b>	<b>19</b>	<b>16</b>	<b>18</b>	<b>20</b>	<b>19</b>	<b>17</b>	<b>17</b>	<b>5</b>	<b>1</b>	<b>0</b>	<b>1</b>	<b>305</b>
044 51 Glentworth	Male	1	7	6	1	3	7	3	6	3	3	4	5	1	1	0	4	3	2	0	0	0	60
	Female	1	6	5	5	1	5	5	7	2	2	7	3	3	1	2	3	1	2	1	0	0	62
	<b>Total</b>	<b>2</b>	<b>13</b>	<b>11</b>	<b>6</b>	<b>4</b>	<b>12</b>	<b>8</b>	<b>13</b>	<b>5</b>	<b>5</b>	<b>11</b>	<b>8</b>	<b>4</b>	<b>2</b>	<b>2</b>	<b>7</b>	<b>4</b>	<b>4</b>	<b>1</b>	<b>0</b>	<b>0</b>	<b>122</b>
071 10 RM Excel	Male	5	19	16	19	21	26	11	12	19	19	17	21	17	15	12	17	10	8	4	0	0	288
	Female	1	10	19	22	25	15	15	11	22	21	11	18	18	20	15	8	4	7	0	0	0	262
	<b>Total</b>	<b>6</b>	<b>29</b>	<b>35</b>	<b>41</b>	<b>46</b>	<b>41</b>	<b>26</b>	<b>23</b>	<b>41</b>	<b>40</b>	<b>28</b>	<b>39</b>	<b>35</b>	<b>35</b>	<b>27</b>	<b>25</b>	<b>14</b>	<b>15</b>	<b>4</b>	<b>0</b>	<b>0</b>	<b>550</b>
072 10 RM Lake of The Rivers	Male	1	3	3	9	13	12	6	1	4	9	11	15	11	13	5	11	6	4	3	0	0	140
	Female	0	1	4	9	11	16	4	2	5	13	11	9	13	9	5	13	5	4	0	1	0	135
	<b>Total</b>	<b>1</b>	<b>4</b>	<b>7</b>	<b>18</b>	<b>24</b>	<b>28</b>	<b>10</b>	<b>3</b>	<b>9</b>	<b>22</b>	<b>22</b>	<b>24</b>	<b>24</b>	<b>22</b>	<b>10</b>	<b>24</b>	<b>11</b>	<b>8</b>	<b>3</b>	<b>1</b>	<b>0</b>	<b>275</b>

**2004 Covered Population**  
**2 Five Hills Regional Health Authority**

Residence Code	Age Groupings																					Total	
	< 1	1 to 4	5 to 9	10 to 14	15 to 19	20 to 24	25 to 29	30 to 34	35 to 39	40 to 44	45 to 49	50 to 54	55 to 59	60 to 64	65 to 69	70 to 74	75 to 79	80 to 84	85 to 89	90 to 94	95 +		
072 30 Assiniboia	Male	6	57	81	82	99	84	59	52	56	112	99	79	68	66	50	67	52	51	43	11	5	1,279
	Female	14	57	65	85	90	79	54	63	59	107	96	86	76	65	52	70	81	101	74	34	13	1,421
	<b>Total</b>	<b>20</b>	<b>114</b>	<b>146</b>	<b>167</b>	<b>189</b>	<b>163</b>	<b>113</b>	<b>115</b>	<b>115</b>	<b>219</b>	<b>195</b>	<b>165</b>	<b>144</b>	<b>131</b>	<b>102</b>	<b>137</b>	<b>133</b>	<b>152</b>	<b>117</b>	<b>45</b>	<b>18</b>	<b>2,700</b>
073 10 RM Stonehenge	Male	0	6	5	18	19	26	10	5	8	15	22	28	9	12	13	13	9	11	0	1	0	230
	Female	0	1	7	15	22	16	9	1	12	16	17	22	12	16	8	11	7	10	1	0	0	203
	<b>Total</b>	<b>0</b>	<b>7</b>	<b>12</b>	<b>33</b>	<b>41</b>	<b>42</b>	<b>19</b>	<b>6</b>	<b>20</b>	<b>31</b>	<b>39</b>	<b>50</b>	<b>21</b>	<b>28</b>	<b>21</b>	<b>24</b>	<b>16</b>	<b>21</b>	<b>1</b>	<b>1</b>	<b>0</b>	<b>433</b>
073 55 Limerick	Male	0	8	6	9	5	8	5	5	2	11	7	5	4	1	3	4	3	2	1	1	0	90
	Female	3	3	1	2	5	6	5	2	5	6	7	4	4	3	5	2	3	3	3	2	1	75
	<b>Total</b>	<b>3</b>	<b>11</b>	<b>7</b>	<b>11</b>	<b>10</b>	<b>14</b>	<b>10</b>	<b>7</b>	<b>7</b>	<b>17</b>	<b>14</b>	<b>9</b>	<b>8</b>	<b>4</b>	<b>8</b>	<b>6</b>	<b>6</b>	<b>5</b>	<b>4</b>	<b>3</b>	<b>1</b>	<b>165</b>
074 10 RM Wood River	Male	0	0	2	9	9	19	8	3	5	7	17	23	18	12	3	7	8	5	6	1	0	162
	Female	0	0	2	7	11	11	7	1	6	8	13	22	15	3	5	10	8	3	4	0	1	137
	<b>Total</b>	<b>0</b>	<b>0</b>	<b>4</b>	<b>16</b>	<b>20</b>	<b>30</b>	<b>15</b>	<b>4</b>	<b>11</b>	<b>15</b>	<b>30</b>	<b>45</b>	<b>33</b>	<b>15</b>	<b>8</b>	<b>17</b>	<b>16</b>	<b>8</b>	<b>10</b>	<b>1</b>	<b>1</b>	<b>299</b>
074 30 Lafleche	Male	3	5	9	14	18	18	13	15	8	23	19	18	16	16	8	11	10	12	5	0	0	241
	Female	5	5	11	10	14	15	11	12	20	16	16	13	12	10	19	14	11	14	17	5	1	251
	<b>Total</b>	<b>8</b>	<b>10</b>	<b>20</b>	<b>24</b>	<b>32</b>	<b>33</b>	<b>24</b>	<b>27</b>	<b>28</b>	<b>39</b>	<b>35</b>	<b>31</b>	<b>28</b>	<b>26</b>	<b>27</b>	<b>25</b>	<b>21</b>	<b>26</b>	<b>22</b>	<b>5</b>	<b>1</b>	<b>492</b>
075 10 RM Pinto Creek	Male	0	4	4	2	11	12	5	1	4	12	10	10	10	4	5	6	3	2	0	0	0	105
	Female	0	0	5	6	10	14	1	2	3	8	13	11	7	4	4	3	6	2	0	0	0	99
	<b>Total</b>	<b>0</b>	<b>4</b>	<b>9</b>	<b>8</b>	<b>21</b>	<b>26</b>	<b>6</b>	<b>3</b>	<b>7</b>	<b>20</b>	<b>23</b>	<b>21</b>	<b>17</b>	<b>8</b>	<b>9</b>	<b>9</b>	<b>9</b>	<b>4</b>	<b>0</b>	<b>0</b>	<b>0</b>	<b>204</b>
075 52 Hazenmore	Male	0	4	3	2	4	2	0	4	3	1	3	3	2	2	2	3	4	2	1	0	0	45
	Female	0	2	1	1	1	3	2	2	2	1	5	2	7	2	3	2	0	1	1	1	0	39
	<b>Total</b>	<b>0</b>	<b>6</b>	<b>4</b>	<b>3</b>	<b>5</b>	<b>5</b>	<b>2</b>	<b>6</b>	<b>5</b>	<b>2</b>	<b>8</b>	<b>5</b>	<b>9</b>	<b>4</b>	<b>5</b>	<b>5</b>	<b>4</b>	<b>3</b>	<b>2</b>	<b>1</b>	<b>0</b>	<b>84</b>
075 53 Kincaid	Male	2	9	8	5	4	1	10	2	11	5	9	5	3	5	1	3	5	1	3	2	0	94
	Female	1	2	9	5	2	8	4	3	8	8	5	5	3	2	8	2	1	5	1	1	0	83
	<b>Total</b>	<b>3</b>	<b>11</b>	<b>17</b>	<b>10</b>	<b>6</b>	<b>9</b>	<b>14</b>	<b>5</b>	<b>19</b>	<b>13</b>	<b>14</b>	<b>10</b>	<b>6</b>	<b>7</b>	<b>9</b>	<b>5</b>	<b>6</b>	<b>6</b>	<b>4</b>	<b>3</b>	<b>0</b>	<b>177</b>
075 54 Meyronne	Male	0	1	2	2	5	2	2	0	1	2	2	3	3	2	1	1	1	0	0	0	0	30
	Female	0	1	1	1	2	2	2	1	1	1	4	0	1	2	1	1	0	0	1	0	0	22
	<b>Total</b>	<b>0</b>	<b>2</b>	<b>3</b>	<b>3</b>	<b>7</b>	<b>4</b>	<b>4</b>	<b>1</b>	<b>2</b>	<b>3</b>	<b>6</b>	<b>3</b>	<b>4</b>	<b>4</b>	<b>2</b>	<b>2</b>	<b>1</b>	<b>0</b>	<b>1</b>	<b>0</b>	<b>0</b>	<b>52</b>
100 10 RM Elmsthorpe	Male	0	5	5	13	9	13	2	5	8	12	14	11	11	2	5	7	12	4	1	0	0	139
	Female	0	2	7	7	7	18	4	4	7	6	12	13	7	7	11	7	5	2	0	0	1	127
	<b>Total</b>	<b>0</b>	<b>7</b>	<b>12</b>	<b>20</b>	<b>16</b>	<b>31</b>	<b>6</b>	<b>9</b>	<b>15</b>	<b>18</b>	<b>26</b>	<b>24</b>	<b>18</b>	<b>9</b>	<b>16</b>	<b>14</b>	<b>17</b>	<b>6</b>	<b>1</b>	<b>0</b>	<b>1</b>	<b>266</b>

**2004 Covered Population**  
**2 Five Hills Regional Health Authority**

Residence Code	Age Groupings																				Total		
	< 1	1 to 4	5 to 9	10 to 14	15 to 19	20 to 24	25 to 29	30 to 34	35 to 39	40 to 44	45 to 49	50 to 54	55 to 59	60 to 64	65 to 69	70 to 74	75 to 79	80 to 84	85 to 89	90 to 94		95 +	
100 50 Avonlea	Male	4	14	10	13	12	17	15	18	8	20	10	15	8	8	8	8	14	3	4	3	0	212
	Female	1	11	10	17	19	12	22	12	14	14	8	14	7	12	8	12	11	13	7	5	0	229
	<b>Total</b>	<b>5</b>	<b>25</b>	<b>20</b>	<b>30</b>	<b>31</b>	<b>29</b>	<b>37</b>	<b>30</b>	<b>22</b>	<b>34</b>	<b>18</b>	<b>29</b>	<b>15</b>	<b>20</b>	<b>16</b>	<b>20</b>	<b>25</b>	<b>16</b>	<b>11</b>	<b>8</b>	<b>0</b>	<b>441</b>
101 10 RM Terrell	Male	1	3	3	13	9	13	8	7	7	10	16	12	5	5	5	10	4	3	2	0	0	136
	Female	0	1	6	6	12	9	6	4	4	8	13	14	2	4	9	4	3	1	2	0	0	108
	<b>Total</b>	<b>1</b>	<b>4</b>	<b>9</b>	<b>19</b>	<b>21</b>	<b>22</b>	<b>14</b>	<b>11</b>	<b>11</b>	<b>18</b>	<b>29</b>	<b>26</b>	<b>7</b>	<b>9</b>	<b>14</b>	<b>14</b>	<b>7</b>	<b>4</b>	<b>4</b>	<b>0</b>	<b>0</b>	<b>244</b>
102 10 RM Lake Johnston	Male	0	2	4	6	5	6	4	3	1	6	5	12	10	3	3	6	6	1	1	0	0	84
	Female	0	2	2	3	3	3	5	1	2	5	10	6	7	4	3	5	2	0	1	0	0	64
	<b>Total</b>	<b>0</b>	<b>4</b>	<b>6</b>	<b>9</b>	<b>8</b>	<b>9</b>	<b>9</b>	<b>4</b>	<b>3</b>	<b>11</b>	<b>15</b>	<b>18</b>	<b>17</b>	<b>7</b>	<b>6</b>	<b>11</b>	<b>8</b>	<b>1</b>	<b>2</b>	<b>0</b>	<b>0</b>	<b>148</b>
102 30 Mossbank	Male	1	8	17	13	8	21	15	11	9	10	14	19	8	1	12	8	18	10	5	2	0	210
	Female	3	6	6	8	9	9	13	10	14	6	15	17	13	10	9	9	19	10	5	2	1	194
	<b>Total</b>	<b>4</b>	<b>14</b>	<b>23</b>	<b>21</b>	<b>17</b>	<b>30</b>	<b>28</b>	<b>21</b>	<b>23</b>	<b>16</b>	<b>29</b>	<b>36</b>	<b>21</b>	<b>11</b>	<b>21</b>	<b>17</b>	<b>37</b>	<b>20</b>	<b>10</b>	<b>4</b>	<b>1</b>	<b>404</b>
103 10 RM Sutton	Male	0	1	2	7	19	11	3	3	4	11	22	17	13	5	3	10	6	5	2	1	0	145
	Female	1	0	3	11	13	10	3	4	5	11	16	16	6	4	4	6	4	2	2	1	0	122
	<b>Total</b>	<b>1</b>	<b>1</b>	<b>5</b>	<b>18</b>	<b>32</b>	<b>21</b>	<b>6</b>	<b>7</b>	<b>9</b>	<b>22</b>	<b>38</b>	<b>33</b>	<b>19</b>	<b>9</b>	<b>7</b>	<b>16</b>	<b>10</b>	<b>7</b>	<b>4</b>	<b>2</b>	<b>0</b>	<b>267</b>
104 10 RM Gravelbourg	Male	0	0	5	11	17	23	7	7	6	8	25	16	13	10	13	6	5	8	0	0	0	180
	Female	0	1	3	8	19	20	2	3	4	16	16	14	11	10	8	10	2	4	0	1	0	152
	<b>Total</b>	<b>0</b>	<b>1</b>	<b>8</b>	<b>19</b>	<b>36</b>	<b>43</b>	<b>9</b>	<b>10</b>	<b>10</b>	<b>24</b>	<b>41</b>	<b>30</b>	<b>24</b>	<b>20</b>	<b>21</b>	<b>16</b>	<b>7</b>	<b>12</b>	<b>0</b>	<b>1</b>	<b>0</b>	<b>332</b>
104 30 Gravelbourg	Male	9	26	41	35	47	52	49	35	32	48	38	46	31	29	17	23	28	15	18	2	1	622
	Female	7	21	46	52	54	40	43	25	40	41	45	33	36	27	23	30	44	24	29	13	3	676
	<b>Total</b>	<b>16</b>	<b>47</b>	<b>87</b>	<b>87</b>	<b>101</b>	<b>92</b>	<b>92</b>	<b>60</b>	<b>72</b>	<b>89</b>	<b>83</b>	<b>79</b>	<b>67</b>	<b>56</b>	<b>40</b>	<b>53</b>	<b>72</b>	<b>39</b>	<b>47</b>	<b>15</b>	<b>4</b>	<b>1,298</b>
105 10 RM Glen Bain (50%)	Male	1	2	7	4	8	10	4	2	4	6	13	7	5	5	2	1	4	1	1	0	0	81
	Female	1	3	2	5	5	6	2	2	4	6	9	7	5	3	1	3	2	3	0	1	0	65
	<b>Total</b>	<b>1</b>	<b>5</b>	<b>9</b>	<b>8</b>	<b>13</b>	<b>16</b>	<b>6</b>	<b>4</b>	<b>7</b>	<b>12</b>	<b>22</b>	<b>14</b>	<b>10</b>	<b>8</b>	<b>3</b>	<b>3</b>	<b>6</b>	<b>3</b>	<b>1</b>	<b>1</b>	<b>0</b>	<b>146</b>
130 10 RM Redburn	Male	0	2	2	8	10	13	3	4	1	7	12	15	10	9	7	4	4	1	1	0	0	113
	Female	0	2	2	4	10	7	3	4	2	8	11	13	11	7	4	2	0	3	1	0	0	94
	<b>Total</b>	<b>0</b>	<b>4</b>	<b>4</b>	<b>12</b>	<b>20</b>	<b>20</b>	<b>6</b>	<b>8</b>	<b>3</b>	<b>15</b>	<b>23</b>	<b>28</b>	<b>21</b>	<b>16</b>	<b>11</b>	<b>6</b>	<b>4</b>	<b>4</b>	<b>2</b>	<b>0</b>	<b>0</b>	<b>207</b>
130 30 Rouleau	Male	4	12	15	17	20	15	20	13	16	22	15	24	16	11	7	7	10	3	5	2	0	254
	Female	3	12	16	16	14	11	15	15	17	23	16	18	16	11	4	11	7	4	5	2	0	236
	<b>Total</b>	<b>7</b>	<b>24</b>	<b>31</b>	<b>33</b>	<b>34</b>	<b>26</b>	<b>35</b>	<b>28</b>	<b>33</b>	<b>45</b>	<b>31</b>	<b>42</b>	<b>32</b>	<b>22</b>	<b>11</b>	<b>18</b>	<b>17</b>	<b>7</b>	<b>10</b>	<b>4</b>	<b>0</b>	<b>490</b>

**2004 Covered Population**  
**2 Five Hills Regional Health Authority**

Residence Code	Age Groupings																					Total	
	< 1	1 to 4	5 to 9	10 to 14	15 to 19	20 to 24	25 to 29	30 to 34	35 to 39	40 to 44	45 to 49	50 to 54	55 to 59	60 to 64	65 to 69	70 to 74	75 to 79	80 to 84	85 to 89	90 to 94	95 +		
130 50 Briercrest	Male	0	1	4	1	5	12	8	2	4	7	10	5	5	1	4	0	2	4	2	0	0	77
	Female	0	4	6	3	9	6	6	3	2	8	4	8	4	3	1	1	4	6	0	2	0	80
	<b>Total</b>	<b>0</b>	<b>5</b>	<b>10</b>	<b>4</b>	<b>14</b>	<b>18</b>	<b>14</b>	<b>5</b>	<b>6</b>	<b>15</b>	<b>14</b>	<b>13</b>	<b>9</b>	<b>4</b>	<b>5</b>	<b>1</b>	<b>6</b>	<b>10</b>	<b>2</b>	<b>2</b>	<b>0</b>	<b>157</b>
130 51 Drinkwater	Male	0	2	1	4	4	1	2	2	5	3	6	3	2	2	0	2	0	1	0	0	0	40
	Female	2	4	3	2	4	4	4	5	3	4	5	3	3	0	0	1	1	1	0	2	0	51
	<b>Total</b>	<b>2</b>	<b>6</b>	<b>4</b>	<b>6</b>	<b>8</b>	<b>5</b>	<b>6</b>	<b>7</b>	<b>8</b>	<b>7</b>	<b>11</b>	<b>6</b>	<b>5</b>	<b>2</b>	<b>0</b>	<b>3</b>	<b>1</b>	<b>2</b>	<b>0</b>	<b>2</b>	<b>0</b>	<b>91</b>
131 10 RM Baildon	Male	1	3	6	12	20	23	6	5	2	10	24	22	27	12	11	7	8	2	2	0	0	203
	Female	1	4	7	15	22	14	9	7	4	15	21	20	17	7	9	4	6	3	1	2	0	188
	<b>Total</b>	<b>2</b>	<b>7</b>	<b>13</b>	<b>27</b>	<b>42</b>	<b>37</b>	<b>15</b>	<b>12</b>	<b>6</b>	<b>25</b>	<b>45</b>	<b>42</b>	<b>44</b>	<b>19</b>	<b>20</b>	<b>11</b>	<b>14</b>	<b>5</b>	<b>3</b>	<b>2</b>	<b>0</b>	<b>391</b>
132 10 RM Hillsborough	Male	0	2	0	1	5	3	3	1	1	1	4	6	1	3	1	1	2	0	0	0	0	35
	Female	1	1	2	3	2	0	2	0	1	4	3	2	1	0	2	0	0	0	1	0	0	25
	<b>Total</b>	<b>1</b>	<b>3</b>	<b>2</b>	<b>4</b>	<b>7</b>	<b>3</b>	<b>5</b>	<b>1</b>	<b>2</b>	<b>5</b>	<b>7</b>	<b>8</b>	<b>2</b>	<b>3</b>	<b>3</b>	<b>1</b>	<b>2</b>	<b>0</b>	<b>1</b>	<b>0</b>	<b>0</b>	<b>60</b>
133 10 RM Rodgers	Male	0	0	1	1	2	12	2	1	1	3	6	9	8	3	0	4	6	3	1	0	0	63
	Female	0	1	2	1	8	5	2	2	1	4	6	7	5	3	3	2	4	1	0	0	0	57
	<b>Total</b>	<b>0</b>	<b>1</b>	<b>3</b>	<b>2</b>	<b>10</b>	<b>17</b>	<b>4</b>	<b>3</b>	<b>2</b>	<b>7</b>	<b>12</b>	<b>16</b>	<b>13</b>	<b>6</b>	<b>3</b>	<b>6</b>	<b>10</b>	<b>4</b>	<b>1</b>	<b>0</b>	<b>0</b>	<b>120</b>
133 51 Coderre	Male	1	2	3	3	1	3	2	5	2	2	3	6	2	0	1	2	2	1	1	0	0	42
	Female	0	1	8	0	0	0	2	2	5	1	3	1	1	2	1	3	1	0	0	1	0	32
	<b>Total</b>	<b>1</b>	<b>3</b>	<b>11</b>	<b>3</b>	<b>1</b>	<b>3</b>	<b>4</b>	<b>7</b>	<b>7</b>	<b>3</b>	<b>6</b>	<b>7</b>	<b>3</b>	<b>2</b>	<b>2</b>	<b>5</b>	<b>3</b>	<b>1</b>	<b>1</b>	<b>1</b>	<b>0</b>	<b>74</b>
134 10 RM Shamrock	Male	1	0	1	6	7	8	3	0	5	7	8	12	10	13	5	6	4	4	0	1	0	101
	Female	2	1	3	5	8	16	3	0	3	4	13	15	7	9	5	6	2	4	1	0	0	107
	<b>Total</b>	<b>3</b>	<b>1</b>	<b>4</b>	<b>11</b>	<b>15</b>	<b>24</b>	<b>6</b>	<b>0</b>	<b>8</b>	<b>11</b>	<b>21</b>	<b>27</b>	<b>17</b>	<b>22</b>	<b>10</b>	<b>12</b>	<b>6</b>	<b>8</b>	<b>1</b>	<b>1</b>	<b>0</b>	<b>208</b>
134 50 Shamrock	Male	1	2	4	1	3	5	2	5	0	2	3	1	1	0	0	0	1	0	2	0	1	34
	Female	0	2	3	0	3	4	3	0	2	3	2	1	0	0	1	0	1	1	2	1	0	29
	<b>Total</b>	<b>1</b>	<b>4</b>	<b>7</b>	<b>1</b>	<b>6</b>	<b>9</b>	<b>5</b>	<b>5</b>	<b>2</b>	<b>5</b>	<b>5</b>	<b>2</b>	<b>1</b>	<b>0</b>	<b>1</b>	<b>0</b>	<b>2</b>	<b>1</b>	<b>4</b>	<b>1</b>	<b>1</b>	<b>63</b>
160 10 RM Pense (50%)	Male	0	2	6	4	8	12	8	4	6	5	9	11	10	10	6	3	3	2	1	0	1	107
	Female	1	4	5	4	8	7	7	7	5	6	11	10	8	6	5	3	3	2	1	1	0	99
	<b>Total</b>	<b>1</b>	<b>6</b>	<b>11</b>	<b>8</b>	<b>16</b>	<b>19</b>	<b>14</b>	<b>10</b>	<b>10</b>	<b>11</b>	<b>20</b>	<b>21</b>	<b>18</b>	<b>15</b>	<b>11</b>	<b>6</b>	<b>6</b>	<b>3</b>	<b>2</b>	<b>1</b>	<b>1</b>	<b>206</b>
160 50 Belle Plaine	Male	1	1	1	1	5	6	4	2	0	3	9	3	2	2	0	2	3	0	0	0	0	45
	Female	0	0	1	2	1	2	0	1	2	4	7	1	0	3	0	3	0	0	0	0	0	27
	<b>Total</b>	<b>1</b>	<b>1</b>	<b>2</b>	<b>3</b>	<b>6</b>	<b>8</b>	<b>4</b>	<b>3</b>	<b>2</b>	<b>7</b>	<b>16</b>	<b>4</b>	<b>2</b>	<b>5</b>	<b>0</b>	<b>5</b>	<b>3</b>	<b>0</b>	<b>0</b>	<b>0</b>	<b>0</b>	<b>72</b>

**2004 Covered Population**  
**2 Five Hills Regional Health Authority**

Residence Code	Age Groupings																					Total	
	< 1	1 to 4	5 to 9	10 to 14	15 to 19	20 to 24	25 to 29	30 to 34	35 to 39	40 to 44	45 to 49	50 to 54	55 to 59	60 to 64	65 to 69	70 to 74	75 to 79	80 to 84	85 to 89	90 to 94	95 +		
161 10 RM Moose Jaw	Male	1	6	6	14	24	27	10	6	11	11	22	30	21	16	15	11	6	6	3	2	0	248
	Female	1	1	13	18	18	21	4	6	8	18	20	24	14	20	10	8	8	6	2	1	1	222
	<b>Total</b>	<b>2</b>	<b>7</b>	<b>19</b>	<b>32</b>	<b>42</b>	<b>48</b>	<b>14</b>	<b>12</b>	<b>19</b>	<b>29</b>	<b>42</b>	<b>54</b>	<b>35</b>	<b>36</b>	<b>25</b>	<b>19</b>	<b>14</b>	<b>12</b>	<b>5</b>	<b>3</b>	<b>1</b>	<b>470</b>
161 20 Moose Jaw	Male	187	767	1,021	1,182	1,403	1,281	1,079	982	985	1,366	1,391	1,081	940	648	630	594	538	402	235	77	26	16,815
	Female	178	768	1,003	1,067	1,250	1,246	1,122	992	1,073	1,356	1,370	1,079	974	705	667	792	780	716	483	221	50	17,892
	<b>Total</b>	<b>365</b>	<b>1,535</b>	<b>2,024</b>	<b>2,249</b>	<b>2,653</b>	<b>2,527</b>	<b>2,201</b>	<b>1,974</b>	<b>2,058</b>	<b>2,722</b>	<b>2,761</b>	<b>2,160</b>	<b>1,914</b>	<b>1,353</b>	<b>1,297</b>	<b>1,386</b>	<b>1,318</b>	<b>1,118</b>	<b>718</b>	<b>298</b>	<b>76</b>	<b>34,707</b>
161 55 CFB Bushell Park	Male	7	19	22	22	14	3	1	2	3	2	0	1	1	1	2	0	0	0	0	0	0	100
	Female	7	18	20	17	14	12	33	37	25	13	8	2	0	1	0	0	0	0	0	0	0	207
	<b>Total</b>	<b>14</b>	<b>37</b>	<b>42</b>	<b>39</b>	<b>28</b>	<b>15</b>	<b>34</b>	<b>39</b>	<b>28</b>	<b>15</b>	<b>8</b>	<b>3</b>	<b>1</b>	<b>2</b>	<b>2</b>	<b>0</b>	<b>0</b>	<b>0</b>	<b>0</b>	<b>0</b>	<b>0</b>	<b>307</b>
162 10 RM Caron	Male	1	6	8	13	38	24	8	6	8	20	19	22	17	12	10	4	5	5	0	1	0	227
	Female	1	6	6	10	14	19	7	4	8	21	25	17	18	10	10	5	4	3	0	1	0	189
	<b>Total</b>	<b>2</b>	<b>12</b>	<b>14</b>	<b>23</b>	<b>52</b>	<b>43</b>	<b>15</b>	<b>10</b>	<b>16</b>	<b>41</b>	<b>44</b>	<b>39</b>	<b>35</b>	<b>22</b>	<b>20</b>	<b>9</b>	<b>9</b>	<b>8</b>	<b>0</b>	<b>2</b>	<b>0</b>	<b>416</b>
162 50 Caronport	Male	10	39	46	69	75	110	56	29	37	46	49	38	18	7	9	5	2	1	5	0	0	651
	Female	7	31	45	75	83	89	51	34	43	49	53	27	14	14	6	7	5	5	5	0	0	643
	<b>Total</b>	<b>17</b>	<b>70</b>	<b>91</b>	<b>144</b>	<b>158</b>	<b>199</b>	<b>107</b>	<b>63</b>	<b>80</b>	<b>95</b>	<b>102</b>	<b>65</b>	<b>32</b>	<b>21</b>	<b>15</b>	<b>12</b>	<b>7</b>	<b>6</b>	<b>10</b>	<b>0</b>	<b>0</b>	<b>1,294</b>
163 10 RM Wheatlands	Male	0	3	1	2	7	8	5	5	2	6	8	5	13	9	7	3	3	2	0	0	0	89
	Female	0	1	2	3	2	4	2	5	0	7	4	10	7	6	6	5	2	0	1	0	0	67
	<b>Total</b>	<b>0</b>	<b>4</b>	<b>3</b>	<b>5</b>	<b>9</b>	<b>12</b>	<b>7</b>	<b>10</b>	<b>2</b>	<b>13</b>	<b>12</b>	<b>15</b>	<b>20</b>	<b>15</b>	<b>13</b>	<b>8</b>	<b>5</b>	<b>2</b>	<b>1</b>	<b>0</b>	<b>0</b>	<b>156</b>
163 51 Mortlach	Male	1	10	15	14	12	17	6	12	8	13	14	9	12	7	7	9	6	1	5	2	0	180
	Female	1	5	20	15	8	10	9	9	12	18	6	6	9	14	8	6	5	4	2	1	1	169
	<b>Total</b>	<b>2</b>	<b>15</b>	<b>35</b>	<b>29</b>	<b>20</b>	<b>27</b>	<b>15</b>	<b>21</b>	<b>20</b>	<b>31</b>	<b>20</b>	<b>15</b>	<b>21</b>	<b>21</b>	<b>15</b>	<b>15</b>	<b>11</b>	<b>5</b>	<b>7</b>	<b>3</b>	<b>1</b>	<b>349</b>
164 10 RM Chaplin	Male	0	1	0	4	1	6	5	1	3	2	8	4	9	7	8	5	3	2	1	0	0	70
	Female	0	0	0	1	4	3	1	2	1	1	6	6	7	7	4	2	2	2	0	0	0	49
	<b>Total</b>	<b>0</b>	<b>1</b>	<b>0</b>	<b>5</b>	<b>5</b>	<b>9</b>	<b>6</b>	<b>3</b>	<b>4</b>	<b>3</b>	<b>14</b>	<b>10</b>	<b>16</b>	<b>14</b>	<b>12</b>	<b>7</b>	<b>5</b>	<b>4</b>	<b>1</b>	<b>0</b>	<b>0</b>	<b>119</b>
164 51 Chaplin	Male	3	7	4	9	9	11	8	9	6	12	16	10	11	7	6	6	10	4	6	1	1	156
	Female	0	5	6	14	17	10	6	6	10	14	14	13	8	3	4	4	9	9	13	2	2	169
	<b>Total</b>	<b>3</b>	<b>12</b>	<b>10</b>	<b>23</b>	<b>26</b>	<b>21</b>	<b>14</b>	<b>15</b>	<b>16</b>	<b>26</b>	<b>30</b>	<b>23</b>	<b>19</b>	<b>10</b>	<b>10</b>	<b>10</b>	<b>19</b>	<b>13</b>	<b>19</b>	<b>3</b>	<b>3</b>	<b>325</b>
190 10 RM Dufferin (22%)	Male	0	1	2	4	7	7	3	1	1	4	5	4	4	4	2	1	2	2	0	0	0	55
	Female	0	1	1	4	5	4	2	1	2	4	5	5	4	2	2	2	1	2	0	0	0	45
	<b>Total</b>	<b>0</b>	<b>2</b>	<b>3</b>	<b>8</b>	<b>12</b>	<b>11</b>	<b>5</b>	<b>2</b>	<b>2</b>	<b>7</b>	<b>10</b>	<b>10</b>	<b>7</b>	<b>6</b>	<b>5</b>	<b>3</b>	<b>3</b>	<b>3</b>	<b>0</b>	<b>0</b>	<b>0</b>	<b>99</b>



**2004 Covered Population**  
**2 Five Hills Regional Health Authority**

Residence Code	Age Groupings																					Total	
	< 1	1 to 4	5 to 9	10 to 14	15 to 19	20 to 24	25 to 29	30 to 34	35 to 39	40 to 44	45 to 49	50 to 54	55 to 59	60 to 64	65 to 69	70 to 74	75 to 79	80 to 84	85 to 89	90 to 94	95 +		
191 10 RM Marquis	Male	0	1	2	6	19	7	1	2	4	16	12	13	12	8	7	5	5	2	3	1	0	126
	Female	0	3	4	11	17	10	1	0	6	12	13	12	6	3	9	6	5	4	0	1	0	123
	<b>Total</b>	<b>0</b>	<b>4</b>	<b>6</b>	<b>17</b>	<b>36</b>	<b>17</b>	<b>2</b>	<b>2</b>	<b>10</b>	<b>28</b>	<b>25</b>	<b>25</b>	<b>18</b>	<b>11</b>	<b>16</b>	<b>11</b>	<b>10</b>	<b>6</b>	<b>3</b>	<b>2</b>	<b>0</b>	<b>249</b>
191 50 Keeler	Male	0	0	0	0	0	1	0	1	1	1	3	0	2	2	0	0	0	1	0	0	0	12
	Female	0	0	0	0	0	0	1	0	0	3	3	0	1	1	0	0	0	0	0	0	0	9
	<b>Total</b>	<b>0</b>	<b>0</b>	<b>0</b>	<b>0</b>	<b>0</b>	<b>1</b>	<b>1</b>	<b>1</b>	<b>1</b>	<b>4</b>	<b>6</b>	<b>0</b>	<b>3</b>	<b>3</b>	<b>0</b>	<b>0</b>	<b>0</b>	<b>1</b>	<b>0</b>	<b>0</b>	<b>0</b>	<b>21</b>
191 51 Marquis	Male	0	3	4	9	9	5	5	6	2	11	5	6	7	5	0	3	1	1	0	0	0	82
	Female	1	4	2	7	9	2	3	5	10	4	3	3	5	4	2	3	0	2	0	0	0	69
	<b>Total</b>	<b>1</b>	<b>7</b>	<b>6</b>	<b>16</b>	<b>18</b>	<b>7</b>	<b>8</b>	<b>11</b>	<b>12</b>	<b>15</b>	<b>8</b>	<b>9</b>	<b>12</b>	<b>9</b>	<b>2</b>	<b>6</b>	<b>1</b>	<b>3</b>	<b>0</b>	<b>0</b>	<b>0</b>	<b>151</b>
191 53 Tuxford	Male	0	4	2	7	4	6	1	1	4	3	7	5	0	5	2	3	3	0	1	0	0	58
	Female	0	1	4	3	5	1	1	2	4	3	6	3	1	5	2	2	2	0	0	0	0	45
	<b>Total</b>	<b>0</b>	<b>5</b>	<b>6</b>	<b>10</b>	<b>9</b>	<b>7</b>	<b>2</b>	<b>3</b>	<b>8</b>	<b>6</b>	<b>13</b>	<b>8</b>	<b>1</b>	<b>10</b>	<b>4</b>	<b>5</b>	<b>5</b>	<b>0</b>	<b>1</b>	<b>0</b>	<b>0</b>	<b>103</b>
191 55 Sun Valley	Male	0	0	1	3	2	0	0	0	1	2	2	0	1	0	0	0	0	0	0	0	0	12
	Female	0	0	0	1	1	0	0	0	2	1	2	0	2	0	0	0	0	0	0	0	0	9
	<b>Total</b>	<b>0</b>	<b>0</b>	<b>1</b>	<b>4</b>	<b>3</b>	<b>0</b>	<b>0</b>	<b>0</b>	<b>3</b>	<b>3</b>	<b>4</b>	<b>0</b>	<b>3</b>	<b>0</b>	<b>0</b>	<b>0</b>	<b>0</b>	<b>0</b>	<b>0</b>	<b>0</b>	<b>0</b>	<b>21</b>
193 10 RM Eyebrow	Male	0	1	1	9	9	10	9	1	2	10	11	15	11	7	5	5	1	3	2	0	0	112
	Female	1	0	0	6	7	8	1	3	1	8	14	9	11	3	6	1	3	0	1	0	0	83
	<b>Total</b>	<b>1</b>	<b>1</b>	<b>1</b>	<b>15</b>	<b>16</b>	<b>18</b>	<b>10</b>	<b>4</b>	<b>3</b>	<b>18</b>	<b>25</b>	<b>24</b>	<b>22</b>	<b>10</b>	<b>11</b>	<b>6</b>	<b>4</b>	<b>3</b>	<b>3</b>	<b>0</b>	<b>0</b>	<b>195</b>
193 50 Brownlee	Male	0	6	7	2	3	4	3	3	4	3	8	8	1	1	0	2	2	2	0	0	0	59
	Female	1	4	4	1	3	4	3	2	2	1	9	4	1	1	1	0	2	4	3	0	0	50
	<b>Total</b>	<b>1</b>	<b>10</b>	<b>11</b>	<b>3</b>	<b>6</b>	<b>8</b>	<b>6</b>	<b>5</b>	<b>6</b>	<b>4</b>	<b>17</b>	<b>12</b>	<b>2</b>	<b>2</b>	<b>1</b>	<b>2</b>	<b>4</b>	<b>6</b>	<b>3</b>	<b>0</b>	<b>0</b>	<b>109</b>
193 53 Eyebrow	Male	0	3	4	5	7	9	5	2	6	6	6	7	4	4	10	4	8	3	0	1	0	94
	Female	2	4	4	2	8	3	3	3	9	4	6	6	7	5	4	6	6	4	2	1	0	89
	<b>Total</b>	<b>2</b>	<b>7</b>	<b>8</b>	<b>7</b>	<b>15</b>	<b>12</b>	<b>8</b>	<b>5</b>	<b>15</b>	<b>10</b>	<b>12</b>	<b>13</b>	<b>11</b>	<b>9</b>	<b>14</b>	<b>10</b>	<b>14</b>	<b>7</b>	<b>2</b>	<b>2</b>	<b>0</b>	<b>183</b>
194 10 RM Enfield	Male	0	0	7	7	18	14	7	2	9	9	16	18	12	8	12	5	7	10	3	1	0	165
	Female	0	1	5	10	14	19	7	1	9	10	13	17	6	10	6	5	3	5	3	1	0	145
	<b>Total</b>	<b>0</b>	<b>1</b>	<b>12</b>	<b>17</b>	<b>32</b>	<b>33</b>	<b>14</b>	<b>3</b>	<b>18</b>	<b>19</b>	<b>29</b>	<b>35</b>	<b>18</b>	<b>18</b>	<b>18</b>	<b>10</b>	<b>10</b>	<b>15</b>	<b>6</b>	<b>2</b>	<b>0</b>	<b>310</b>
194 30 Central Butte	Male	1	17	16	17	13	18	17	13	7	13	24	12	14	10	6	9	12	16	6	2	1	244
	Female	1	8	14	19	13	13	18	11	12	12	17	16	6	11	14	16	14	12	16	2	3	248
	<b>Total</b>	<b>2</b>	<b>25</b>	<b>30</b>	<b>36</b>	<b>26</b>	<b>31</b>	<b>35</b>	<b>24</b>	<b>19</b>	<b>25</b>	<b>41</b>	<b>28</b>	<b>20</b>	<b>21</b>	<b>20</b>	<b>25</b>	<b>26</b>	<b>28</b>	<b>22</b>	<b>4</b>	<b>4</b>	<b>492</b>

**2004 Covered Population**  
**2 Five Hills Regional Health Authority**

Residence Code	Age Groupings																				Total		
	< 1	1 to 4	5 to 9	10 to 14	15 to 19	20 to 24	25 to 29	30 to 34	35 to 39	40 to 44	45 to 49	50 to 54	55 to 59	60 to 64	65 to 69	70 to 74	75 to 79	80 to 84	85 to 89	90 to 94		95 +	
221 10 RM Sarnia (29%)	Male	0	0	1	1	2	3	2	0	1	3	5	4	3	1	3	3	0	2	0	0	0	37
	Female	0	0	2	3	2	3	1	0	2	2	3	3	2	3	3	1	1	1	1	0	0	35
	<b>Total</b>	<b>0</b>	<b>0</b>	<b>3</b>	<b>4</b>	<b>4</b>	<b>6</b>	<b>3</b>	<b>0</b>	<b>3</b>	<b>5</b>	<b>9</b>	<b>8</b>	<b>6</b>	<b>4</b>	<b>7</b>	<b>4</b>	<b>1</b>	<b>3</b>	<b>1</b>	<b>0</b>	<b>0</b>	<b>72</b>
221 50 Chamberlain	Male	2	3	3	6	4	5	4	4	3	5	5	5	4	0	4	3	2	4	3	1	0	70
	Female	0	5	1	1	6	2	4	2	3	4	8	3	0	1	3	6	2	4	1	0	0	56
	<b>Total</b>	<b>2</b>	<b>8</b>	<b>4</b>	<b>7</b>	<b>10</b>	<b>7</b>	<b>8</b>	<b>6</b>	<b>6</b>	<b>9</b>	<b>13</b>	<b>8</b>	<b>4</b>	<b>1</b>	<b>7</b>	<b>9</b>	<b>4</b>	<b>8</b>	<b>4</b>	<b>1</b>	<b>0</b>	<b>126</b>
222 10 RM Craik	Male	0	1	5	9	18	14	2	5	7	5	13	19	16	5	3	12	5	4	2	1	0	146
	Female	0	3	6	8	10	8	3	2	6	6	9	22	6	4	6	4	11	3	2	0	0	119
	<b>Total</b>	<b>0</b>	<b>4</b>	<b>11</b>	<b>17</b>	<b>28</b>	<b>22</b>	<b>5</b>	<b>7</b>	<b>13</b>	<b>11</b>	<b>22</b>	<b>41</b>	<b>22</b>	<b>9</b>	<b>9</b>	<b>16</b>	<b>16</b>	<b>7</b>	<b>4</b>	<b>1</b>	<b>0</b>	<b>265</b>
222 30 Craik	Male	4	25	18	22	11	12	10	17	15	20	14	13	12	9	16	9	5	9	2	1	1	245
	Female	4	12	20	16	10	8	24	19	14	17	15	17	13	11	9	6	15	21	5	6	2	264
	<b>Total</b>	<b>8</b>	<b>37</b>	<b>38</b>	<b>38</b>	<b>21</b>	<b>20</b>	<b>34</b>	<b>36</b>	<b>29</b>	<b>37</b>	<b>29</b>	<b>30</b>	<b>25</b>	<b>20</b>	<b>25</b>	<b>15</b>	<b>20</b>	<b>30</b>	<b>7</b>	<b>7</b>	<b>3</b>	<b>509</b>
222 50 Aylesbury	Male	1	0	1	0	2	1	3	2	2	2	6	2	5	0	1	0	0	3	3	1	0	35
	Female	0	1	0	3	2	3	1	0	1	3	2	1	2	1	0	2	1	1	1	0	0	25
	<b>Total</b>	<b>1</b>	<b>1</b>	<b>1</b>	<b>3</b>	<b>4</b>	<b>4</b>	<b>4</b>	<b>2</b>	<b>3</b>	<b>5</b>	<b>8</b>	<b>3</b>	<b>7</b>	<b>1</b>	<b>1</b>	<b>2</b>	<b>1</b>	<b>4</b>	<b>4</b>	<b>1</b>	<b>0</b>	<b>60</b>
223 10 RM Huron	Male	0	0	4	7	9	9	3	5	3	5	5	13	11	5	4	6	4	6	1	0	1	101
	Female	1	2	4	5	11	7	5	4	4	7	6	7	15	7	6	5	5	1	2	0	0	104
	<b>Total</b>	<b>1</b>	<b>2</b>	<b>8</b>	<b>12</b>	<b>20</b>	<b>16</b>	<b>8</b>	<b>9</b>	<b>7</b>	<b>12</b>	<b>11</b>	<b>20</b>	<b>26</b>	<b>12</b>	<b>10</b>	<b>11</b>	<b>9</b>	<b>7</b>	<b>3</b>	<b>0</b>	<b>1</b>	<b>205</b>
223 52 Tugaske	Male	1	6	2	2	3	4	5	5	6	4	4	4	2	3	2	2	6	2	1	1	0	65
	Female	2	4	7	4	2	2	5	2	7	5	4	1	2	3	3	3	3	1	4	4	0	68
	<b>Total</b>	<b>3</b>	<b>10</b>	<b>9</b>	<b>6</b>	<b>5</b>	<b>6</b>	<b>10</b>	<b>7</b>	<b>13</b>	<b>9</b>	<b>8</b>	<b>5</b>	<b>4</b>	<b>6</b>	<b>5</b>	<b>5</b>	<b>9</b>	<b>3</b>	<b>5</b>	<b>5</b>	<b>0</b>	<b>133</b>
224 10 RM Maple Bush	Male	0	0	2	7	10	7	4	2	4	4	7	10	6	9	8	4	7	1	1	0	0	93
	Female	0	1	2	5	4	2	0	1	3	4	5	6	8	4	6	3	2	3	1	0	0	60
	<b>Total</b>	<b>0</b>	<b>1</b>	<b>4</b>	<b>12</b>	<b>14</b>	<b>9</b>	<b>4</b>	<b>3</b>	<b>7</b>	<b>8</b>	<b>12</b>	<b>16</b>	<b>14</b>	<b>13</b>	<b>14</b>	<b>7</b>	<b>9</b>	<b>4</b>	<b>2</b>	<b>0</b>	<b>0</b>	<b>153</b>
224 57 Riverhurst	Male	0	1	3	3	6	4	3	1	4	6	6	9	1	9	7	11	6	1	5	0	0	86
	Female	0	2	1	6	3	3	0	0	4	5	7	6	8	9	6	6	7	3	2	1	0	79
	<b>Total</b>	<b>0</b>	<b>3</b>	<b>4</b>	<b>9</b>	<b>9</b>	<b>7</b>	<b>3</b>	<b>1</b>	<b>8</b>	<b>11</b>	<b>13</b>	<b>15</b>	<b>9</b>	<b>18</b>	<b>13</b>	<b>17</b>	<b>13</b>	<b>4</b>	<b>7</b>	<b>1</b>	<b>0</b>	<b>165</b>
254 10 RM Loreburn (18%)	Male	0	1	1	3	2	3	1	1	1	3	2	2	3	2	1	1	1	1	0	0	0	28
	Female	0	0	1	2	3	3	1	1	1	2	3	2	3	2	1	1	1	0	1	0	0	27
	<b>Total</b>	<b>0</b>	<b>1</b>	<b>2</b>	<b>5</b>	<b>4</b>	<b>5</b>	<b>2</b>	<b>1</b>	<b>3</b>	<b>5</b>	<b>5</b>	<b>4</b>	<b>5</b>	<b>4</b>	<b>3</b>	<b>2</b>	<b>2</b>	<b>1</b>	<b>1</b>	<b>0</b>	<b>0</b>	<b>55</b>

*2004 Covered Population*  
**2 Five Hills Regional Health Authority**

Residence Code	Age Groupings																					Total
	< 1	1 to 4	5 to 9	10 to 14	15 to 19	20 to 24	25 to 29	30 to 34	35 to 39	40 to 44	45 to 49	50 to 54	55 to 59	60 to 64	65 to 69	70 to 74	75 to 79	80 to 84	85 to 89	90 to 94	95 +	
<b>254 50 Elbow</b>																						
Male	5	2	5	6	9	9	4	6	12	10	11	11	13	12	18	15	10	5	4	0	0	167
Female	1	5	10	9	5	10	4	7	6	9	12	13	19	19	16	13	7	10	2	3	1	181
<b>Total</b>	<b>6</b>	<b>7</b>	<b>15</b>	<b>15</b>	<b>14</b>	<b>19</b>	<b>8</b>	<b>13</b>	<b>18</b>	<b>19</b>	<b>23</b>	<b>24</b>	<b>32</b>	<b>31</b>	<b>34</b>	<b>28</b>	<b>17</b>	<b>15</b>	<b>6</b>	<b>3</b>	<b>1</b>	<b>348</b>
<b>756 84 Wood Mountain First Nation</b>																						
Male	0	0	0	0	0	0	1	1	0	1	2	0	0	2	4	2	0	0	0	0	0	13
Female	0	0	0	0	1	0	0	1	1	1	1	0	0	1	2	0	0	0	0	0	0	8
<b>Total</b>	<b>0</b>	<b>0</b>	<b>0</b>	<b>0</b>	<b>1</b>	<b>0</b>	<b>1</b>	<b>2</b>	<b>1</b>	<b>2</b>	<b>3</b>	<b>0</b>	<b>0</b>	<b>3</b>	<b>6</b>	<b>2</b>	<b>0</b>	<b>0</b>	<b>0</b>	<b>0</b>	<b>0</b>	<b>21</b>
<b>Total Covered Population</b>																						
<b>2 Five Hills Regional Health Authority</b>																						
Male	273	1,182	1,553	1,879	2,290	2,235	1,631	1,420	1,450	2,159	2,304	1,946	1,606	1,160	1,062	1,072	976	695	417	125	40	27,472
Female	265	1,091	1,531	1,778	2,067	2,001	1,636	1,417	1,627	2,123	2,215	1,838	1,574	1,210	1,106	1,237	1,204	1,093	728	326	87	28,157
<b>Total</b>	<b>538</b>	<b>2,273</b>	<b>3,085</b>	<b>3,656</b>	<b>4,357</b>	<b>4,236</b>	<b>3,267</b>	<b>2,837</b>	<b>3,077</b>	<b>4,282</b>	<b>4,519</b>	<b>3,785</b>	<b>3,180</b>	<b>2,371</b>	<b>2,168</b>	<b>2,308</b>	<b>2,180</b>	<b>1,789</b>	<b>1,144</b>	<b>451</b>	<b>127</b>	<b>55,629</b>

**2004 Covered Population**  
**3 Cypress Regional Health Authority**

Residence Code	Age Groupings																					Total	
	< 1	1 to 4	5 to 9	10 to 14	15 to 19	20 to 24	25 to 29	30 to 34	35 to 39	40 to 44	45 to 49	50 to 54	55 to 59	60 to 64	65 to 69	70 to 74	75 to 79	80 to 84	85 to 89	90 to 94	95 +		
017 10 RM Val Marie	Male	2	14	10	26	28	19	14	11	12	16	20	20	12	9	16	5	6	4	1	0	0	245
	Female	0	3	10	27	25	16	10	6	14	19	26	9	11	12	6	4	8	3	2	0	0	211
	<b>Total</b>	<b>2</b>	<b>17</b>	<b>20</b>	<b>53</b>	<b>53</b>	<b>35</b>	<b>24</b>	<b>17</b>	<b>26</b>	<b>35</b>	<b>46</b>	<b>29</b>	<b>23</b>	<b>21</b>	<b>22</b>	<b>9</b>	<b>14</b>	<b>7</b>	<b>3</b>	<b>0</b>	<b>0</b>	<b>456</b>
017 54 Val Marie	Male	1	7	10	3	4	3	4	7	7	6	9	4	6	6	4	8	1	0	2	1	0	93
	Female	2	5	10	5	6	4	4	6	6	6	4	4	7	5	5	5	3	5	2	1	0	95
	<b>Total</b>	<b>3</b>	<b>12</b>	<b>20</b>	<b>8</b>	<b>10</b>	<b>7</b>	<b>8</b>	<b>13</b>	<b>13</b>	<b>12</b>	<b>13</b>	<b>8</b>	<b>13</b>	<b>11</b>	<b>9</b>	<b>13</b>	<b>4</b>	<b>5</b>	<b>4</b>	<b>2</b>	<b>0</b>	<b>188</b>
018 10 RM Lone Tree	Male	0	0	2	4	13	5	4	1	0	6	9	9	5	5	3	7	4	5	4	0	0	86
	Female	0	1	1	5	5	5	1	1	0	7	10	6	2	8	6	5	4	0	2	0	0	69
	<b>Total</b>	<b>0</b>	<b>1</b>	<b>3</b>	<b>9</b>	<b>18</b>	<b>10</b>	<b>5</b>	<b>2</b>	<b>0</b>	<b>13</b>	<b>19</b>	<b>15</b>	<b>7</b>	<b>13</b>	<b>9</b>	<b>12</b>	<b>8</b>	<b>5</b>	<b>6</b>	<b>0</b>	<b>0</b>	<b>155</b>
018 50 Bracken	Male	1	5	2	0	5	5	4	2	2	2	5	1	1	0	1	1	2	0	0	0	0	41
	Female	0	2	0	1	2	5	2	1	1	3	2	2	0	0	1	1	1	0	1	0	0	25
	<b>Total</b>	<b>1</b>	<b>7</b>	<b>2</b>	<b>1</b>	<b>7</b>	<b>10</b>	<b>6</b>	<b>3</b>	<b>3</b>	<b>5</b>	<b>4</b>	<b>7</b>	<b>1</b>	<b>1</b>	<b>1</b>	<b>2</b>	<b>2</b>	<b>2</b>	<b>1</b>	<b>0</b>	<b>0</b>	<b>66</b>
018 52 Climax	Male	0	3	4	4	4	7	2	6	6	8	8	6	4	7	5	6	5	3	1	2	0	91
	Female	1	3	8	5	6	1	7	4	6	7	8	6	5	7	4	6	6	6	4	1	3	104
	<b>Total</b>	<b>1</b>	<b>6</b>	<b>12</b>	<b>9</b>	<b>10</b>	<b>8</b>	<b>9</b>	<b>10</b>	<b>12</b>	<b>15</b>	<b>16</b>	<b>12</b>	<b>9</b>	<b>14</b>	<b>9</b>	<b>12</b>	<b>11</b>	<b>9</b>	<b>5</b>	<b>3</b>	<b>3</b>	<b>195</b>
019 10 RM Frontier	Male	1	4	7	17	21	12	2	4	5	16	12	12	6	7	9	5	3	2	2	0	1	148
	Female	0	4	7	11	8	9	1	3	6	15	10	9	6	5	7	5	5	1	2	0	0	114
	<b>Total</b>	<b>1</b>	<b>8</b>	<b>14</b>	<b>28</b>	<b>29</b>	<b>21</b>	<b>3</b>	<b>7</b>	<b>11</b>	<b>31</b>	<b>22</b>	<b>21</b>	<b>12</b>	<b>12</b>	<b>16</b>	<b>10</b>	<b>8</b>	<b>3</b>	<b>4</b>	<b>0</b>	<b>1</b>	<b>262</b>
019 50 Frontier	Male	6	19	26	13	16	18	15	13	14	15	24	13	12	11	5	5	5	2	3	0	0	235
	Female	6	11	17	20	25	15	20	9	11	10	26	14	7	2	6	8	7	6	3	2	0	225
	<b>Total</b>	<b>12</b>	<b>30</b>	<b>43</b>	<b>33</b>	<b>41</b>	<b>33</b>	<b>35</b>	<b>22</b>	<b>25</b>	<b>25</b>	<b>50</b>	<b>27</b>	<b>19</b>	<b>13</b>	<b>11</b>	<b>13</b>	<b>12</b>	<b>8</b>	<b>6</b>	<b>2</b>	<b>0</b>	<b>460</b>
045 10 RM Mankota	Male	0	1	8	12	26	26	12	7	10	15	27	15	8	10	22	10	8	8	1	0	0	226
	Female	0	11	11	20	15	12	3	8	7	23	23	10	9	17	9	11	11	2	1	1	0	204
	<b>Total</b>	<b>0</b>	<b>12</b>	<b>19</b>	<b>32</b>	<b>41</b>	<b>38</b>	<b>15</b>	<b>15</b>	<b>17</b>	<b>38</b>	<b>50</b>	<b>25</b>	<b>17</b>	<b>27</b>	<b>31</b>	<b>21</b>	<b>19</b>	<b>10</b>	<b>2</b>	<b>1</b>	<b>0</b>	<b>430</b>
045 53 Mankota	Male	1	6	9	11	11	5	3	8	8	11	10	9	8	5	8	7	5	5	6	0	0	136
	Female	2	4	14	11	8	7	7	5	6	12	10	6	5	10	5	10	11	8	12	8	1	162
	<b>Total</b>	<b>3</b>	<b>10</b>	<b>23</b>	<b>22</b>	<b>19</b>	<b>12</b>	<b>10</b>	<b>13</b>	<b>14</b>	<b>23</b>	<b>20</b>	<b>15</b>	<b>13</b>	<b>15</b>	<b>13</b>	<b>17</b>	<b>16</b>	<b>13</b>	<b>18</b>	<b>8</b>	<b>1</b>	<b>298</b>
046 10 RM Glen McPherson	Male	0	0	1	3	5	6	4	2	0	3	9	8	6	3	2	1	4	3	0	0	0	60
	Female	0	3	0	4	5	7	2	2	0	7	8	7	2	0	3	3	0	2	0	0	0	55
	<b>Total</b>	<b>0</b>	<b>3</b>	<b>1</b>	<b>7</b>	<b>10</b>	<b>13</b>	<b>6</b>	<b>4</b>	<b>0</b>	<b>10</b>	<b>17</b>	<b>15</b>	<b>8</b>	<b>3</b>	<b>5</b>	<b>4</b>	<b>4</b>	<b>5</b>	<b>0</b>	<b>0</b>	<b>0</b>	<b>115</b>

**2004 Covered Population**  
**3 Cypress Regional Health Authority**

Residence Code	Age Groupings																					Total	
	< 1	1 to 4	5 to 9	10 to 14	15 to 19	20 to 24	25 to 29	30 to 34	35 to 39	40 to 44	45 to 49	50 to 54	55 to 59	60 to 64	65 to 69	70 to 74	75 to 79	80 to 84	85 to 89	90 to 94	95 +		
049 10 RM White Valley	Male	2	5	9	19	30	20	11	8	13	22	24	20	16	16	14	11	10	3	0	0	0	253
	Female	2	8	4	26	25	13	8	7	14	22	22	16	17	6	9	9	8	3	0	0	0	219
	<b>Total</b>	<b>4</b>	<b>13</b>	<b>13</b>	<b>45</b>	<b>55</b>	<b>33</b>	<b>19</b>	<b>15</b>	<b>27</b>	<b>44</b>	<b>46</b>	<b>36</b>	<b>33</b>	<b>22</b>	<b>23</b>	<b>20</b>	<b>18</b>	<b>6</b>	<b>0</b>	<b>0</b>	<b>0</b>	<b>472</b>
049 30 Eastend	Male	2	16	13	17	19	19	13	19	21	25	13	17	25	21	18	19	11	16	4	2	1	311
	Female	1	12	19	19	16	18	12	19	14	24	13	19	35	17	17	16	21	14	21	11	1	339
	<b>Total</b>	<b>3</b>	<b>28</b>	<b>32</b>	<b>36</b>	<b>35</b>	<b>37</b>	<b>25</b>	<b>38</b>	<b>35</b>	<b>49</b>	<b>26</b>	<b>36</b>	<b>60</b>	<b>38</b>	<b>35</b>	<b>35</b>	<b>32</b>	<b>30</b>	<b>25</b>	<b>13</b>	<b>2</b>	<b>650</b>
051 10 RM Reno	Male	0	5	5	23	15	11	8	6	11	16	23	13	13	16	11	9	8	4	2	3	0	202
	Female	1	3	6	8	12	11	3	6	8	16	17	21	10	15	11	4	2	2	2	0	0	158
	<b>Total</b>	<b>1</b>	<b>8</b>	<b>11</b>	<b>31</b>	<b>27</b>	<b>22</b>	<b>11</b>	<b>12</b>	<b>19</b>	<b>32</b>	<b>40</b>	<b>34</b>	<b>23</b>	<b>31</b>	<b>22</b>	<b>13</b>	<b>10</b>	<b>6</b>	<b>4</b>	<b>3</b>	<b>0</b>	<b>360</b>
051 50 Consul	Male	1	4	9	8	13	7	8	6	3	13	5	3	6	2	1	1	1	1	0	0	0	92
	Female	2	5	6	9	7	8	8	5	3	11	5	8	2	2	1	0	3	1	0	1	0	87
	<b>Total</b>	<b>3</b>	<b>9</b>	<b>15</b>	<b>17</b>	<b>20</b>	<b>15</b>	<b>16</b>	<b>11</b>	<b>6</b>	<b>24</b>	<b>10</b>	<b>11</b>	<b>8</b>	<b>4</b>	<b>2</b>	<b>1</b>	<b>4</b>	<b>2</b>	<b>0</b>	<b>1</b>	<b>0</b>	<b>179</b>
076 10 RM Auvergne	Male	0	2	2	10	9	13	7	11	8	12	9	15	14	12	12	6	2	3	3	0	0	150
	Female	3	3	6	11	12	17	9	5	7	13	14	15	14	13	8	6	3	2	2	0	0	163
	<b>Total</b>	<b>3</b>	<b>5</b>	<b>8</b>	<b>21</b>	<b>21</b>	<b>30</b>	<b>16</b>	<b>16</b>	<b>15</b>	<b>25</b>	<b>23</b>	<b>30</b>	<b>28</b>	<b>25</b>	<b>20</b>	<b>12</b>	<b>5</b>	<b>5</b>	<b>5</b>	<b>0</b>	<b>0</b>	<b>313</b>
076 30 Ponteix	Male	0	14	34	11	14	12	14	22	19	11	18	13	20	15	14	14	20	13	2	2	1	283
	Female	2	20	20	16	14	11	17	16	12	15	21	16	18	11	19	27	23	14	18	11	5	326
	<b>Total</b>	<b>2</b>	<b>34</b>	<b>54</b>	<b>27</b>	<b>28</b>	<b>23</b>	<b>31</b>	<b>38</b>	<b>31</b>	<b>26</b>	<b>39</b>	<b>29</b>	<b>38</b>	<b>26</b>	<b>33</b>	<b>41</b>	<b>43</b>	<b>27</b>	<b>20</b>	<b>13</b>	<b>6</b>	<b>609</b>
076 50 Aneroid	Male	0	2	1	2	0	3	5	3	3	1	4	1	3	2	1	2	1	0	1	0	0	35
	Female	1	0	1	2	3	3	6	0	1	1	3	3	2	3	2	1	0	1	2	0	0	35
	<b>Total</b>	<b>1</b>	<b>2</b>	<b>2</b>	<b>4</b>	<b>3</b>	<b>6</b>	<b>11</b>	<b>3</b>	<b>4</b>	<b>2</b>	<b>7</b>	<b>4</b>	<b>5</b>	<b>5</b>	<b>3</b>	<b>3</b>	<b>1</b>	<b>1</b>	<b>3</b>	<b>0</b>	<b>0</b>	<b>70</b>
077 10 RM Wise Creek	Male	0	3	2	8	10	15	9	3	2	16	8	8	12	2	6	9	3	5	1	0	0	122
	Female	1	4	2	7	12	8	4	3	5	10	9	11	6	6	5	5	1	1	1	0	0	101
	<b>Total</b>	<b>1</b>	<b>7</b>	<b>4</b>	<b>15</b>	<b>22</b>	<b>23</b>	<b>13</b>	<b>6</b>	<b>7</b>	<b>26</b>	<b>17</b>	<b>19</b>	<b>18</b>	<b>8</b>	<b>11</b>	<b>14</b>	<b>4</b>	<b>6</b>	<b>2</b>	<b>0</b>	<b>0</b>	<b>223</b>
077 50 Admiral	Male	2	3	8	3	4	3	4	2	6	5	6	2	0	1	0	1	2	0	0	0	0	52
	Female	0	3	4	5	1	1	5	5	3	3	2	2	1	1	2	0	0	1	0	0	0	39
	<b>Total</b>	<b>2</b>	<b>6</b>	<b>12</b>	<b>8</b>	<b>5</b>	<b>4</b>	<b>9</b>	<b>7</b>	<b>9</b>	<b>8</b>	<b>8</b>	<b>4</b>	<b>1</b>	<b>2</b>	<b>2</b>	<b>1</b>	<b>2</b>	<b>1</b>	<b>0</b>	<b>0</b>	<b>0</b>	<b>91</b>
077 52 Cadillac	Male	1	4	1	1	7	6	5	1	1	2	3	5	8	8	2	5	4	0	0	2	0	66
	Female	0	1	1	0	1	2	4	1	3	1	6	4	4	6	4	2	5	5	1	0	0	51
	<b>Total</b>	<b>1</b>	<b>5</b>	<b>2</b>	<b>1</b>	<b>8</b>	<b>8</b>	<b>9</b>	<b>2</b>	<b>4</b>	<b>3</b>	<b>9</b>	<b>9</b>	<b>12</b>	<b>14</b>	<b>6</b>	<b>7</b>	<b>9</b>	<b>5</b>	<b>1</b>	<b>2</b>	<b>0</b>	<b>117</b>

**2004 Covered Population**  
**3 Cypress Regional Health Authority**

Residence Code	Age Groupings																				Total	
	< 1	1 to 4	5 to 9	10 to 14	15 to 19	20 to 24	25 to 29	30 to 34	35 to 39	40 to 44	45 to 49	50 to 54	55 to 59	60 to 64	65 to 69	70 to 74	75 to 79	80 to 84	85 to 89	90 to 94		95 +
<b>078 10</b> RM Grassy Creek																						
Male	1	3	4	13	16	12	3	2	5	12	13	11	11	10	5	6	8	3	1	1	0	140
Female	0	2	2	8	11	8	2	1	8	12	14	13	12	9	5	8	1	3	6	2	0	127
<b>Total</b>	<b>1</b>	<b>5</b>	<b>6</b>	<b>21</b>	<b>27</b>	<b>20</b>	<b>5</b>	<b>3</b>	<b>13</b>	<b>24</b>	<b>27</b>	<b>24</b>	<b>23</b>	<b>19</b>	<b>10</b>	<b>14</b>	<b>9</b>	<b>6</b>	<b>7</b>	<b>3</b>	<b>0</b>	<b>267</b>
<b>078 30</b> Shaunavon																						
Male	11	47	78	55	61	64	59	53	63	78	74	52	46	31	36	44	32	33	17	7	3	944
Female	9	53	70	73	89	67	50	66	59	82	80	49	43	46	42	48	54	48	34	14	5	1,081
<b>Total</b>	<b>20</b>	<b>100</b>	<b>148</b>	<b>128</b>	<b>150</b>	<b>131</b>	<b>109</b>	<b>119</b>	<b>122</b>	<b>160</b>	<b>154</b>	<b>101</b>	<b>89</b>	<b>77</b>	<b>78</b>	<b>92</b>	<b>86</b>	<b>81</b>	<b>51</b>	<b>21</b>	<b>8</b>	<b>2,025</b>
<b>079 10</b> RM Arlington																						
Male	1	13	2	14	17	5	8	11	2	10	13	13	16	12	7	5	5	1	0	0	0	155
Female	0	8	10	11	6	12	5	9	13	6	12	12	10	8	9	6	1	3	0	0	1	142
<b>Total</b>	<b>1</b>	<b>21</b>	<b>12</b>	<b>25</b>	<b>23</b>	<b>17</b>	<b>13</b>	<b>20</b>	<b>15</b>	<b>16</b>	<b>25</b>	<b>25</b>	<b>26</b>	<b>20</b>	<b>16</b>	<b>11</b>	<b>6</b>	<b>4</b>	<b>0</b>	<b>0</b>	<b>1</b>	<b>297</b>
<b>105 10</b> RM Glen Bain (50%)																						
Male	1	2	7	4	8	10	4	2	4	6	13	7	5	5	2	1	4	1	1	0	0	81
Female	1	3	2	5	5	6	2	2	4	6	9	7	5	3	1	3	2	3	0	1	0	65
<b>Total</b>	<b>1</b>	<b>5</b>	<b>9</b>	<b>8</b>	<b>13</b>	<b>16</b>	<b>6</b>	<b>4</b>	<b>7</b>	<b>12</b>	<b>22</b>	<b>14</b>	<b>10</b>	<b>8</b>	<b>3</b>	<b>3</b>	<b>6</b>	<b>3</b>	<b>1</b>	<b>1</b>	<b>0</b>	<b>146</b>
<b>106 10</b> RM Whiska Creek																						
Male	4	13	19	13	14	15	10	16	13	17	15	18	14	6	9	7	10	4	0	1	0	218
Female	5	17	16	9	17	14	10	18	15	20	14	17	11	7	12	5	5	6	2	0	0	220
<b>Total</b>	<b>9</b>	<b>30</b>	<b>35</b>	<b>22</b>	<b>31</b>	<b>29</b>	<b>20</b>	<b>34</b>	<b>28</b>	<b>37</b>	<b>29</b>	<b>35</b>	<b>25</b>	<b>13</b>	<b>21</b>	<b>12</b>	<b>15</b>	<b>10</b>	<b>2</b>	<b>1</b>	<b>0</b>	<b>438</b>
<b>106 51</b> Neville																						
Male	0	1	7	4	4	5	4	2	2	8	4	3	4	1	3	1	1	0	0	0	0	54
Female	0	2	3	5	4	3	4	2	4	7	3	3	3	2	1	4	0	1	3	0	0	54
<b>Total</b>	<b>0</b>	<b>3</b>	<b>10</b>	<b>9</b>	<b>8</b>	<b>8</b>	<b>8</b>	<b>4</b>	<b>6</b>	<b>15</b>	<b>7</b>	<b>6</b>	<b>7</b>	<b>3</b>	<b>4</b>	<b>5</b>	<b>1</b>	<b>1</b>	<b>3</b>	<b>0</b>	<b>0</b>	<b>108</b>
<b>106 53</b> Vanguard																						
Male	2	6	11	2	7	7	4	3	9	3	6	9	7	5	5	4	6	1	0	0	0	97
Female	1	7	7	13	5	7	4	7	6	5	8	7	9	2	4	9	8	2	3	1	0	115
<b>Total</b>	<b>3</b>	<b>13</b>	<b>18</b>	<b>15</b>	<b>12</b>	<b>14</b>	<b>8</b>	<b>10</b>	<b>15</b>	<b>8</b>	<b>14</b>	<b>16</b>	<b>16</b>	<b>7</b>	<b>9</b>	<b>13</b>	<b>14</b>	<b>3</b>	<b>3</b>	<b>1</b>	<b>0</b>	<b>212</b>
<b>107 10</b> RM Lac Pelletier																						
Male	2	5	9	20	13	7	4	7	12	15	16	10	16	6	17	14	10	4	2	0	0	189
Female	1	10	10	10	16	4	6	12	21	12	7	10	12	15	8	9	6	4	3	1	0	177
<b>Total</b>	<b>3</b>	<b>15</b>	<b>19</b>	<b>30</b>	<b>29</b>	<b>11</b>	<b>10</b>	<b>19</b>	<b>33</b>	<b>27</b>	<b>23</b>	<b>20</b>	<b>28</b>	<b>21</b>	<b>25</b>	<b>23</b>	<b>16</b>	<b>8</b>	<b>5</b>	<b>1</b>	<b>0</b>	<b>366</b>
<b>108 10</b> RM Bone Creek																						
Male	0	8	9	11	16	24	15	8	8	18	15	21	12	10	9	8	11	6	0	0	0	209
Female	1	8	5	14	13	12	8	5	7	10	21	20	6	10	6	8	10	0	1	1	0	166
<b>Total</b>	<b>1</b>	<b>16</b>	<b>14</b>	<b>25</b>	<b>29</b>	<b>36</b>	<b>23</b>	<b>13</b>	<b>15</b>	<b>28</b>	<b>36</b>	<b>41</b>	<b>18</b>	<b>20</b>	<b>15</b>	<b>16</b>	<b>21</b>	<b>6</b>	<b>1</b>	<b>1</b>	<b>0</b>	<b>375</b>
<b>109 10</b> RM Carmichael																						
Male	3	11	21	25	30	23	8	9	6	20	29	14	11	10	8	11	5	1	0	0	0	245
Female	0	11	11	32	27	17	12	10	15	25	18	12	10	11	3	10	3	2	2	1	0	232
<b>Total</b>	<b>3</b>	<b>22</b>	<b>32</b>	<b>57</b>	<b>57</b>	<b>40</b>	<b>20</b>	<b>19</b>	<b>21</b>	<b>45</b>	<b>47</b>	<b>26</b>	<b>21</b>	<b>21</b>	<b>11</b>	<b>21</b>	<b>8</b>	<b>3</b>	<b>2</b>	<b>1</b>	<b>0</b>	<b>477</b>

**2004 Covered Population**  
**3 Cypress Regional Health Authority**

Residence Code	Age Groupings																					Total	
	< 1	1 to 4	5 to 9	10 to 14	15 to 19	20 to 24	25 to 29	30 to 34	35 to 39	40 to 44	45 to 49	50 to 54	55 to 59	60 to 64	65 to 69	70 to 74	75 to 79	80 to 84	85 to 89	90 to 94	95 +		
109 50 Carmichael	Male	0	0	0	0	0	0	1	0	0	0	1	0	0	0	0	3	0	0	0	0	0	5
	Female	0	0	0	0	0	1	0	0	0	1	0	0	0	0	3	0	0	0	0	1	0	6
	<b>Total</b>	<b>0</b>	<b>0</b>	<b>0</b>	<b>0</b>	<b>0</b>	<b>1</b>	<b>1</b>	<b>0</b>	<b>0</b>	<b>1</b>	<b>1</b>	<b>0</b>	<b>0</b>	<b>0</b>	<b>3</b>	<b>3</b>	<b>0</b>	<b>0</b>	<b>0</b>	<b>1</b>	<b>0</b>	<b>11</b>
110 10 RM Piapot	Male	1	4	6	13	21	13	7	5	10	17	29	15	10	15	10	5	6	5	2	0	0	194
	Female	1	6	14	8	13	7	5	11	10	17	17	14	16	11	8	8	9	1	3	2	0	181
	<b>Total</b>	<b>2</b>	<b>10</b>	<b>20</b>	<b>21</b>	<b>34</b>	<b>20</b>	<b>12</b>	<b>16</b>	<b>20</b>	<b>34</b>	<b>46</b>	<b>29</b>	<b>26</b>	<b>26</b>	<b>18</b>	<b>13</b>	<b>15</b>	<b>6</b>	<b>5</b>	<b>2</b>	<b>0</b>	<b>375</b>
111 10 RM Maple Creek	Male	3	12	20	46	42	19	12	19	41	33	25	31	26	23	25	21	11	7	2	0	0	418
	Female	4	13	24	50	37	39	12	14	24	36	31	28	28	33	20	12	12	6	3	3	1	430
	<b>Total</b>	<b>7</b>	<b>25</b>	<b>44</b>	<b>96</b>	<b>79</b>	<b>58</b>	<b>24</b>	<b>33</b>	<b>65</b>	<b>69</b>	<b>56</b>	<b>59</b>	<b>54</b>	<b>56</b>	<b>45</b>	<b>33</b>	<b>23</b>	<b>13</b>	<b>5</b>	<b>3</b>	<b>1</b>	<b>848</b>
111 30 Maple Creek	Male	19	67	98	79	91	70	63	62	67	89	93	74	71	55	58	47	57	31	29	8	3	1,231
	Female	13	68	93	81	85	73	76	92	75	86	89	73	78	50	66	49	86	60	46	28	10	1,377
	<b>Total</b>	<b>32</b>	<b>135</b>	<b>191</b>	<b>160</b>	<b>176</b>	<b>143</b>	<b>139</b>	<b>154</b>	<b>142</b>	<b>175</b>	<b>182</b>	<b>147</b>	<b>149</b>	<b>105</b>	<b>124</b>	<b>96</b>	<b>143</b>	<b>91</b>	<b>75</b>	<b>36</b>	<b>13</b>	<b>2,608</b>
135 10 RM Lawtonia	Male	0	6	5	14	11	15	9	4	5	15	20	19	6	12	9	4	8	0	2	0	0	164
	Female	0	3	1	17	16	20	3	1	9	19	14	15	10	10	5	8	2	0	0	0	0	153
	<b>Total</b>	<b>0</b>	<b>9</b>	<b>6</b>	<b>31</b>	<b>27</b>	<b>35</b>	<b>12</b>	<b>5</b>	<b>14</b>	<b>34</b>	<b>34</b>	<b>34</b>	<b>16</b>	<b>22</b>	<b>14</b>	<b>12</b>	<b>10</b>	<b>0</b>	<b>2</b>	<b>0</b>	<b>0</b>	<b>317</b>
135 53 Hodgeville	Male	1	11	16	11	12	7	5	9	13	9	4	5	4	6	7	6	5	3	3	0	0	137
	Female	6	10	18	11	6	7	8	11	7	10	9	3	6	2	8	6	8	5	2	0	0	143
	<b>Total</b>	<b>7</b>	<b>21</b>	<b>34</b>	<b>22</b>	<b>18</b>	<b>14</b>	<b>13</b>	<b>20</b>	<b>20</b>	<b>19</b>	<b>13</b>	<b>8</b>	<b>10</b>	<b>8</b>	<b>15</b>	<b>12</b>	<b>13</b>	<b>8</b>	<b>5</b>	<b>0</b>	<b>0</b>	<b>280</b>
136 10 RM Coulee	Male	1	7	11	10	20	13	9	8	10	13	19	16	19	15	10	9	6	2	2	0	0	200
	Female	0	1	10	9	16	11	9	6	6	18	14	16	11	11	12	5	7	3	1	1	0	167
	<b>Total</b>	<b>1</b>	<b>8</b>	<b>21</b>	<b>19</b>	<b>36</b>	<b>24</b>	<b>18</b>	<b>14</b>	<b>16</b>	<b>31</b>	<b>33</b>	<b>32</b>	<b>30</b>	<b>26</b>	<b>22</b>	<b>14</b>	<b>13</b>	<b>5</b>	<b>3</b>	<b>1</b>	<b>0</b>	<b>367</b>
137 10 RM Swift Current	Male	7	25	38	47	57	53	20	32	39	47	48	55	58	40	37	19	15	11	2	2	0	652
	Female	2	12	34	38	56	37	24	36	29	36	59	50	48	39	29	23	15	11	7	2	1	588
	<b>Total</b>	<b>9</b>	<b>37</b>	<b>72</b>	<b>85</b>	<b>113</b>	<b>90</b>	<b>44</b>	<b>68</b>	<b>68</b>	<b>83</b>	<b>107</b>	<b>105</b>	<b>106</b>	<b>79</b>	<b>66</b>	<b>42</b>	<b>30</b>	<b>22</b>	<b>9</b>	<b>4</b>	<b>1</b>	<b>1,240</b>
137 25 Swift Current	Male	105	372	489	497	550	528	531	502	480	622	585	508	399	324	289	289	297	209	126	56	7	7,765
	Female	92	346	471	477	517	550	521	491	504	621	625	500	407	357	344	381	416	330	225	101	31	8,307
	<b>Total</b>	<b>197</b>	<b>718</b>	<b>960</b>	<b>974</b>	<b>1,067</b>	<b>1,078</b>	<b>1,052</b>	<b>993</b>	<b>984</b>	<b>1,243</b>	<b>1,210</b>	<b>1,008</b>	<b>806</b>	<b>681</b>	<b>633</b>	<b>670</b>	<b>713</b>	<b>539</b>	<b>351</b>	<b>157</b>	<b>38</b>	<b>16,072</b>
138 10 RM Webb	Male	6	8	10	8	10	15	7	10	5	9	15	17	21	13	9	11	6	4	1	1	0	186
	Female	2	12	8	11	18	17	15	10	5	11	11	13	23	13	8	7	6	1	0	0	0	191
	<b>Total</b>	<b>8</b>	<b>20</b>	<b>18</b>	<b>19</b>	<b>28</b>	<b>32</b>	<b>22</b>	<b>20</b>	<b>10</b>	<b>20</b>	<b>26</b>	<b>30</b>	<b>44</b>	<b>26</b>	<b>17</b>	<b>18</b>	<b>12</b>	<b>5</b>	<b>1</b>	<b>1</b>	<b>0</b>	<b>377</b>

**2004 Covered Population**  
**3 Cypress Regional Health Authority**

Residence Code	Age Groupings																					Total	
	< 1	1 to 4	5 to 9	10 to 14	15 to 19	20 to 24	25 to 29	30 to 34	35 to 39	40 to 44	45 to 49	50 to 54	55 to 59	60 to 64	65 to 69	70 to 74	75 to 79	80 to 84	85 to 89	90 to 94	95 +		
138 55 Webb	Male	1	7	6	1	1	1	3	4	3	6	3	1	1	4	1	0	0	0	0	0	0	43
	Female	0	2	9	3	0	2	5	4	2	4	2	4	0	1	2	0	1	1	0	0	0	42
	<b>Total</b>	<b>1</b>	<b>9</b>	<b>15</b>	<b>4</b>	<b>1</b>	<b>3</b>	<b>8</b>	<b>8</b>	<b>5</b>	<b>10</b>	<b>5</b>	<b>5</b>	<b>1</b>	<b>5</b>	<b>3</b>	<b>0</b>	<b>1</b>	<b>1</b>	<b>0</b>	<b>0</b>	<b>0</b>	<b>85</b>
139 10 RM Gull Lake	Male	0	2	1	7	7	7	4	5	2	8	14	8	13	6	6	9	6	3	1	0	0	109
	Female	1	1	1	5	6	9	2	2	4	7	14	7	13	5	8	5	1	2	2	0	0	95
	<b>Total</b>	<b>1</b>	<b>3</b>	<b>2</b>	<b>12</b>	<b>13</b>	<b>16</b>	<b>6</b>	<b>7</b>	<b>6</b>	<b>15</b>	<b>28</b>	<b>15</b>	<b>26</b>	<b>11</b>	<b>14</b>	<b>14</b>	<b>7</b>	<b>5</b>	<b>3</b>	<b>0</b>	<b>0</b>	<b>204</b>
139 30 Gull Lake	Male	11	26	49	42	47	52	37	29	31	52	44	31	20	23	20	28	17	16	9	5	1	590
	Female	8	25	51	36	36	30	38	30	36	50	49	22	34	20	22	22	30	26	19	7	3	594
	<b>Total</b>	<b>19</b>	<b>51</b>	<b>100</b>	<b>78</b>	<b>83</b>	<b>82</b>	<b>75</b>	<b>59</b>	<b>67</b>	<b>102</b>	<b>93</b>	<b>53</b>	<b>54</b>	<b>43</b>	<b>42</b>	<b>50</b>	<b>47</b>	<b>42</b>	<b>28</b>	<b>12</b>	<b>4</b>	<b>1,184</b>
139 52 Tompkins	Male	2	4	10	5	11	4	3	11	6	13	9	9	4	6	6	6	6	7	4	0	0	126
	Female	0	1	9	10	6	4	5	7	6	9	7	10	8	10	3	2	8	9	4	2	0	120
	<b>Total</b>	<b>2</b>	<b>5</b>	<b>19</b>	<b>15</b>	<b>17</b>	<b>8</b>	<b>8</b>	<b>18</b>	<b>12</b>	<b>22</b>	<b>16</b>	<b>19</b>	<b>12</b>	<b>16</b>	<b>9</b>	<b>8</b>	<b>14</b>	<b>16</b>	<b>8</b>	<b>2</b>	<b>0</b>	<b>246</b>
141 10 RM Big Stick	Male	1	0	3	10	4	7	2	1	3	8	10	10	8	3	2	10	3	1	0	0	0	86
	Female	0	2	3	4	5	4	3	2	6	6	12	11	3	7	5	3	2	0	0	0	0	78
	<b>Total</b>	<b>1</b>	<b>2</b>	<b>6</b>	<b>14</b>	<b>9</b>	<b>11</b>	<b>5</b>	<b>3</b>	<b>9</b>	<b>14</b>	<b>22</b>	<b>21</b>	<b>11</b>	<b>10</b>	<b>7</b>	<b>13</b>	<b>5</b>	<b>1</b>	<b>0</b>	<b>0</b>	<b>0</b>	<b>164</b>
141 51 Golden Prairie	Male	0	1	7	2	4	2	3	4	2	4	2	2	2	0	1	1	0	0	0	0	0	37
	Female	1	1	5	1	0	0	0	2	3	2	0	3	2	1	0	1	0	0	0	0	0	22
	<b>Total</b>	<b>1</b>	<b>2</b>	<b>12</b>	<b>3</b>	<b>4</b>	<b>2</b>	<b>3</b>	<b>6</b>	<b>5</b>	<b>6</b>	<b>2</b>	<b>5</b>	<b>4</b>	<b>1</b>	<b>1</b>	<b>2</b>	<b>0</b>	<b>0</b>	<b>0</b>	<b>0</b>	<b>0</b>	<b>59</b>
142 10 RM Enterprise	Male	1	1	4	5	12	16	7	6	4	12	13	10	5	6	3	0	0	1	0	0	0	106
	Female	0	2	2	8	6	7	4	4	6	11	10	8	5	3	1	1	1	0	0	0	0	79
	<b>Total</b>	<b>1</b>	<b>3</b>	<b>6</b>	<b>13</b>	<b>18</b>	<b>23</b>	<b>11</b>	<b>10</b>	<b>10</b>	<b>23</b>	<b>23</b>	<b>18</b>	<b>10</b>	<b>9</b>	<b>4</b>	<b>1</b>	<b>1</b>	<b>1</b>	<b>0</b>	<b>0</b>	<b>0</b>	<b>185</b>
142 54 Richmond	Male	0	6	5	11	12	11	10	10	5	13	9	1	5	8	0	0	3	0	0	0	0	109
	Female	1	7	8	7	13	8	6	6	7	14	5	2	6	4	2	0	0	1	0	1	0	98
	<b>Total</b>	<b>1</b>	<b>13</b>	<b>13</b>	<b>18</b>	<b>25</b>	<b>19</b>	<b>16</b>	<b>16</b>	<b>12</b>	<b>27</b>	<b>14</b>	<b>3</b>	<b>11</b>	<b>12</b>	<b>2</b>	<b>0</b>	<b>3</b>	<b>1</b>	<b>0</b>	<b>1</b>	<b>0</b>	<b>207</b>
165 10 RM Morse	Male	1	2	12	17	21	17	6	3	9	13	26	19	17	17	13	7	12	7	5	0	0	224
	Female	0	4	3	10	21	16	5	4	7	25	23	18	14	11	10	13	7	7	4	0	0	202
	<b>Total</b>	<b>1</b>	<b>6</b>	<b>15</b>	<b>27</b>	<b>42</b>	<b>33</b>	<b>11</b>	<b>7</b>	<b>16</b>	<b>38</b>	<b>49</b>	<b>37</b>	<b>31</b>	<b>28</b>	<b>23</b>	<b>20</b>	<b>19</b>	<b>14</b>	<b>9</b>	<b>0</b>	<b>0</b>	<b>426</b>
165 30 Herbert	Male	1	13	13	28	28	23	16	12	20	31	26	22	20	14	23	25	26	12	9	5	4	371
	Female	0	12	27	33	26	14	19	20	29	23	20	27	22	24	27	27	24	27	22	14	6	443
	<b>Total</b>	<b>1</b>	<b>25</b>	<b>40</b>	<b>61</b>	<b>54</b>	<b>37</b>	<b>35</b>	<b>32</b>	<b>49</b>	<b>54</b>	<b>46</b>	<b>49</b>	<b>42</b>	<b>38</b>	<b>50</b>	<b>52</b>	<b>50</b>	<b>39</b>	<b>31</b>	<b>19</b>	<b>10</b>	<b>814</b>



*2004 Covered Population*  
**3 Cypress Regional Health Authority**

Residence Code	Age Groupings																					Total	
	< 1	1 to 4	5 to 9	10 to 14	15 to 19	20 to 24	25 to 29	30 to 34	35 to 39	40 to 44	45 to 49	50 to 54	55 to 59	60 to 64	65 to 69	70 to 74	75 to 79	80 to 84	85 to 89	90 to 94	95 +		
165 31 Morse	Male	0	6	10	10	9	5	12	12	11	9	7	6	9	4	7	5	7	5	4	1	0	139
	Female	3	8	15	3	8	9	7	8	15	6	5	7	10	3	10	5	12	9	7	1	1	152
	<b>Total</b>	<b>3</b>	<b>14</b>	<b>25</b>	<b>13</b>	<b>17</b>	<b>14</b>	<b>19</b>	<b>20</b>	<b>26</b>	<b>15</b>	<b>12</b>	<b>13</b>	<b>19</b>	<b>7</b>	<b>17</b>	<b>10</b>	<b>19</b>	<b>14</b>	<b>11</b>	<b>2</b>	<b>1</b>	<b>291</b>
165 50 Ernfold	Male	0	0	0	3	5	0	0	0	1	4	2	0	2	0	1	0	1	1	0	0	0	20
	Female	0	0	2	3	2	0	0	1	4	2	2	1	0	0	0	0	2	1	0	0	0	20
	<b>Total</b>	<b>0</b>	<b>0</b>	<b>2</b>	<b>6</b>	<b>7</b>	<b>0</b>	<b>0</b>	<b>1</b>	<b>5</b>	<b>6</b>	<b>4</b>	<b>1</b>	<b>2</b>	<b>0</b>	<b>1</b>	<b>0</b>	<b>3</b>	<b>2</b>	<b>0</b>	<b>0</b>	<b>0</b>	<b>40</b>
166 10 RM Excelsior	Male	7	21	20	31	31	26	19	15	19	26	31	26	30	18	19	22	15	3	9	1	0	389
	Female	5	19	15	30	26	33	26	20	26	23	29	25	31	16	19	13	10	6	4	2	0	378
	<b>Total</b>	<b>12</b>	<b>40</b>	<b>35</b>	<b>61</b>	<b>57</b>	<b>59</b>	<b>45</b>	<b>35</b>	<b>45</b>	<b>49</b>	<b>60</b>	<b>51</b>	<b>61</b>	<b>34</b>	<b>38</b>	<b>35</b>	<b>25</b>	<b>9</b>	<b>13</b>	<b>3</b>	<b>0</b>	<b>767</b>
166 51 Waldeck	Male	5	13	17	20	18	14	14	10	13	14	19	10	10	4	1	0	3	1	1	0	0	187
	Female	4	13	19	14	23	18	13	8	15	19	17	13	2	5	1	3	3	1	0	0	0	191
	<b>Total</b>	<b>9</b>	<b>26</b>	<b>36</b>	<b>34</b>	<b>41</b>	<b>32</b>	<b>27</b>	<b>18</b>	<b>28</b>	<b>33</b>	<b>36</b>	<b>23</b>	<b>12</b>	<b>9</b>	<b>2</b>	<b>3</b>	<b>6</b>	<b>2</b>	<b>1</b>	<b>0</b>	<b>0</b>	<b>378</b>
166 56 Rush Lake	Male	0	5	1	2	2	4	5	2	6	2	3	5	1	2	1	1	0	3	0	0	0	45
	Female	2	2	5	3	2	4	3	6	3	3	1	1	1	3	3	0	1	1	1	0	0	45
	<b>Total</b>	<b>2</b>	<b>7</b>	<b>6</b>	<b>5</b>	<b>4</b>	<b>8</b>	<b>8</b>	<b>8</b>	<b>9</b>	<b>5</b>	<b>4</b>	<b>6</b>	<b>2</b>	<b>5</b>	<b>4</b>	<b>1</b>	<b>1</b>	<b>4</b>	<b>1</b>	<b>0</b>	<b>0</b>	<b>90</b>
167 10 RM Saskatchewan Landing	Male	0	4	6	16	17	19	6	3	9	16	24	20	14	11	9	15	8	3	1	1	0	202
	Female	0	2	8	15	21	13	7	5	11	18	21	13	13	10	15	11	5	1	1	0	0	190
	<b>Total</b>	<b>0</b>	<b>6</b>	<b>14</b>	<b>31</b>	<b>38</b>	<b>32</b>	<b>13</b>	<b>8</b>	<b>20</b>	<b>34</b>	<b>45</b>	<b>33</b>	<b>27</b>	<b>21</b>	<b>24</b>	<b>26</b>	<b>13</b>	<b>4</b>	<b>2</b>	<b>1</b>	<b>0</b>	<b>392</b>
167 50 Stewart Valley	Male	1	4	9	8	3	8	6	4	3	7	13	5	7	1	1	3	2	1	0	0	0	86
	Female	0	8	10	5	5	7	6	6	4	6	6	5	4	1	0	4	3	1	4	0	1	86
	<b>Total</b>	<b>1</b>	<b>12</b>	<b>19</b>	<b>13</b>	<b>8</b>	<b>15</b>	<b>12</b>	<b>10</b>	<b>7</b>	<b>13</b>	<b>19</b>	<b>10</b>	<b>11</b>	<b>2</b>	<b>1</b>	<b>7</b>	<b>5</b>	<b>2</b>	<b>4</b>	<b>0</b>	<b>1</b>	<b>172</b>
168 10 RM Riverside	Male	1	4	6	12	26	22	12	10	6	11	23	30	19	18	11	14	5	5	4	0	0	239
	Female	0	3	4	11	16	22	7	8	4	18	25	24	24	16	7	6	4	8	3	1	0	211
	<b>Total</b>	<b>1</b>	<b>7</b>	<b>10</b>	<b>23</b>	<b>42</b>	<b>44</b>	<b>19</b>	<b>18</b>	<b>10</b>	<b>29</b>	<b>48</b>	<b>54</b>	<b>43</b>	<b>34</b>	<b>18</b>	<b>20</b>	<b>9</b>	<b>13</b>	<b>7</b>	<b>1</b>	<b>0</b>	<b>450</b>
168 30 Cabri	Male	1	7	19	20	24	13	15	6	7	28	28	15	13	7	10	18	13	8	7	4	1	264
	Female	2	7	8	14	28	11	12	9	19	26	27	11	13	11	13	11	23	14	9	4	1	273
	<b>Total</b>	<b>3</b>	<b>14</b>	<b>27</b>	<b>34</b>	<b>52</b>	<b>24</b>	<b>27</b>	<b>15</b>	<b>26</b>	<b>54</b>	<b>55</b>	<b>26</b>	<b>26</b>	<b>18</b>	<b>23</b>	<b>29</b>	<b>36</b>	<b>22</b>	<b>16</b>	<b>8</b>	<b>2</b>	<b>537</b>
168 52 Pennant	Male	1	6	18	10	8	4	5	9	7	5	8	10	4	5	6	3	2	2	4	0	0	117
	Female	0	8	6	3	12	2	4	9	8	12	6	3	5	5	8	3	3	3	1	0	0	101
	<b>Total</b>	<b>1</b>	<b>14</b>	<b>24</b>	<b>13</b>	<b>20</b>	<b>6</b>	<b>9</b>	<b>18</b>	<b>15</b>	<b>17</b>	<b>14</b>	<b>13</b>	<b>9</b>	<b>10</b>	<b>14</b>	<b>6</b>	<b>5</b>	<b>5</b>	<b>5</b>	<b>0</b>	<b>0</b>	<b>218</b>

**2004 Covered Population**  
**3 Cypress Regional Health Authority**

Residence Code	Age Groupings																					Total	
	< 1	1 to 4	5 to 9	10 to 14	15 to 19	20 to 24	25 to 29	30 to 34	35 to 39	40 to 44	45 to 49	50 to 54	55 to 59	60 to 64	65 to 69	70 to 74	75 to 79	80 to 84	85 to 89	90 to 94	95 +		
168 53 Success	Male	1	1	3	0	1	4	2	4	3	3	2	0	4	0	2	0	3	1	0	0	0	34
	Female	0	2	3	2	2	2	2	2	3	4	0	1	3	3	1	2	0	2	0	0	0	34
	<b>Total</b>	<b>1</b>	<b>3</b>	<b>6</b>	<b>2</b>	<b>3</b>	<b>6</b>	<b>4</b>	<b>6</b>	<b>6</b>	<b>7</b>	<b>2</b>	<b>1</b>	<b>7</b>	<b>3</b>	<b>3</b>	<b>2</b>	<b>3</b>	<b>3</b>	<b>0</b>	<b>0</b>	<b>0</b>	<b>68</b>
169 10 RM Pittville	Male	2	0	3	8	7	12	4	2	6	9	18	10	10	8	4	7	8	4	0	0	0	122
	Female	1	2	2	16	6	8	1	3	6	10	5	11	10	7	6	4	6	0	2	0	0	106
	<b>Total</b>	<b>3</b>	<b>2</b>	<b>5</b>	<b>24</b>	<b>13</b>	<b>20</b>	<b>5</b>	<b>5</b>	<b>12</b>	<b>19</b>	<b>23</b>	<b>21</b>	<b>20</b>	<b>15</b>	<b>10</b>	<b>11</b>	<b>14</b>	<b>4</b>	<b>2</b>	<b>0</b>	<b>0</b>	<b>228</b>
169 50 Hazlet	Male	0	3	7	2	6	7	2	3	8	4	10	7	1	0	4	2	1	4	3	0	0	74
	Female	1	5	6	4	8	11	5	5	4	14	3	2	5	5	3	0	6	3	0	0	0	90
	<b>Total</b>	<b>1</b>	<b>8</b>	<b>13</b>	<b>6</b>	<b>14</b>	<b>18</b>	<b>7</b>	<b>8</b>	<b>12</b>	<b>18</b>	<b>13</b>	<b>9</b>	<b>6</b>	<b>5</b>	<b>7</b>	<b>2</b>	<b>7</b>	<b>7</b>	<b>3</b>	<b>0</b>	<b>0</b>	<b>164</b>
171 10 RM Fox Valley	Male	1	4	5	24	16	10	8	7	11	24	14	11	10	9	3	7	5	1	1	0	0	171
	Female	3	12	14	16	22	12	8	8	13	17	11	11	9	6	5	4	2	3	0	0	0	176
	<b>Total</b>	<b>4</b>	<b>16</b>	<b>19</b>	<b>40</b>	<b>38</b>	<b>22</b>	<b>16</b>	<b>15</b>	<b>24</b>	<b>41</b>	<b>25</b>	<b>22</b>	<b>19</b>	<b>15</b>	<b>8</b>	<b>11</b>	<b>7</b>	<b>4</b>	<b>1</b>	<b>0</b>	<b>0</b>	<b>347</b>
171 50 Fox Valley	Male	5	11	23	18	23	15	6	9	13	24	20	7	8	5	4	4	5	2	2	0	0	204
	Female	5	3	25	18	26	16	8	11	19	17	7	8	6	1	6	8	5	2	0	2	0	193
	<b>Total</b>	<b>10</b>	<b>14</b>	<b>48</b>	<b>36</b>	<b>49</b>	<b>31</b>	<b>14</b>	<b>20</b>	<b>32</b>	<b>41</b>	<b>27</b>	<b>15</b>	<b>14</b>	<b>6</b>	<b>10</b>	<b>12</b>	<b>10</b>	<b>4</b>	<b>2</b>	<b>2</b>	<b>0</b>	<b>397</b>
229 10 RM Miry Creek	Male	1	7	10	13	23	20	11	3	11	18	21	20	16	9	6	6	3	7	5	0	0	210
	Female	0	5	8	16	27	16	3	5	10	14	18	19	8	8	9	9	3	8	0	0	0	186
	<b>Total</b>	<b>1</b>	<b>12</b>	<b>18</b>	<b>29</b>	<b>50</b>	<b>36</b>	<b>14</b>	<b>8</b>	<b>21</b>	<b>32</b>	<b>39</b>	<b>39</b>	<b>24</b>	<b>17</b>	<b>15</b>	<b>15</b>	<b>6</b>	<b>15</b>	<b>5</b>	<b>0</b>	<b>0</b>	<b>396</b>
229 50 Abbey	Male	1	2	4	7	5	12	7	8	4	4	6	3	5	4	5	2	4	2	2	1	0	88
	Female	2	5	13	5	2	5	8	5	4	7	5	8	3	9	1	3	5	3	2	1	0	96
	<b>Total</b>	<b>3</b>	<b>7</b>	<b>17</b>	<b>12</b>	<b>7</b>	<b>17</b>	<b>15</b>	<b>13</b>	<b>8</b>	<b>11</b>	<b>11</b>	<b>11</b>	<b>8</b>	<b>13</b>	<b>6</b>	<b>5</b>	<b>9</b>	<b>5</b>	<b>4</b>	<b>2</b>	<b>0</b>	<b>184</b>
229 52 Lancer	Male	1	5	5	6	5	2	4	0	2	8	4	3	3	0	3	5	1	2	0	0	0	59
	Female	0	2	0	3	2	1	2	2	5	6	2	1	1	3	1	4	1	2	4	0	0	42
	<b>Total</b>	<b>1</b>	<b>7</b>	<b>5</b>	<b>9</b>	<b>7</b>	<b>3</b>	<b>6</b>	<b>2</b>	<b>7</b>	<b>14</b>	<b>6</b>	<b>4</b>	<b>4</b>	<b>3</b>	<b>4</b>	<b>9</b>	<b>2</b>	<b>4</b>	<b>4</b>	<b>0</b>	<b>0</b>	<b>101</b>
229 54 Shackleton	Male	0	0	0	0	0	2	0	0	0	0	2	0	0	0	0	0	0	0	0	0	0	4
	Female	0	0	0	0	0	0	0	0	0	0	0	0	1	0	0	0	0	0	0	0	0	1
	<b>Total</b>	<b>0</b>	<b>0</b>	<b>0</b>	<b>0</b>	<b>0</b>	<b>2</b>	<b>0</b>	<b>0</b>	<b>0</b>	<b>0</b>	<b>2</b>	<b>0</b>	<b>1</b>	<b>0</b>	<b>0</b>	<b>0</b>	<b>0</b>	<b>0</b>	<b>0</b>	<b>0</b>	<b>0</b>	<b>5</b>
230 10 RM Clinworth	Male	0	2	2	11	12	9	5	4	6	13	8	11	13	5	6	8	3	4	2	0	0	124
	Female	1	1	3	8	12	8	1	2	5	9	10	12	5	5	4	6	1	6	1	0	0	100
	<b>Total</b>	<b>1</b>	<b>3</b>	<b>5</b>	<b>19</b>	<b>24</b>	<b>17</b>	<b>6</b>	<b>6</b>	<b>11</b>	<b>22</b>	<b>18</b>	<b>23</b>	<b>18</b>	<b>10</b>	<b>10</b>	<b>14</b>	<b>4</b>	<b>10</b>	<b>3</b>	<b>0</b>	<b>0</b>	<b>224</b>

**2004 Covered Population**  
**3 Cypress Regional Health Authority**

Residence Code	Age Groupings																					Total	
	< 1	1 to 4	5 to 9	10 to 14	15 to 19	20 to 24	25 to 29	30 to 34	35 to 39	40 to 44	45 to 49	50 to 54	55 to 59	60 to 64	65 to 69	70 to 74	75 to 79	80 to 84	85 to 89	90 to 94	95 +		
230 52 Sceptre	Male	0	1	3	7	10	4	1	3	6	5	8	12	3	3	1	4	2	2	4	1	0	80
	Female	0	6	2	1	3	11	5	5	3	7	7	7	1	4	4	1	5	7	3	2	1	85
	<b>Total</b>	<b>0</b>	<b>7</b>	<b>5</b>	<b>8</b>	<b>13</b>	<b>15</b>	<b>6</b>	<b>8</b>	<b>9</b>	<b>12</b>	<b>15</b>	<b>19</b>	<b>4</b>	<b>7</b>	<b>5</b>	<b>5</b>	<b>7</b>	<b>9</b>	<b>7</b>	<b>3</b>	<b>1</b>	<b>165</b>
231 10 RM Happyland	Male	0	1	7	8	31	11	8	6	2	25	17	16	17	11	7	4	5	0	0	0	0	176
	Female	0	2	3	13	16	12	1	1	9	23	14	12	10	9	5	4	1	0	2	0	0	137
	<b>Total</b>	<b>0</b>	<b>3</b>	<b>10</b>	<b>21</b>	<b>47</b>	<b>23</b>	<b>9</b>	<b>7</b>	<b>11</b>	<b>48</b>	<b>31</b>	<b>28</b>	<b>27</b>	<b>20</b>	<b>12</b>	<b>8</b>	<b>6</b>	<b>0</b>	<b>2</b>	<b>0</b>	<b>0</b>	<b>313</b>
231 30 Leader	Male	3	18	28	35	34	32	22	20	20	33	55	30	32	12	14	20	16	20	13	2	1	460
	Female	2	21	27	22	37	30	20	23	25	48	37	28	27	17	17	23	33	29	16	5	4	491
	<b>Total</b>	<b>5</b>	<b>39</b>	<b>55</b>	<b>57</b>	<b>71</b>	<b>62</b>	<b>42</b>	<b>43</b>	<b>45</b>	<b>81</b>	<b>92</b>	<b>58</b>	<b>59</b>	<b>29</b>	<b>31</b>	<b>43</b>	<b>49</b>	<b>49</b>	<b>29</b>	<b>7</b>	<b>5</b>	<b>951</b>
231 52 Mendham	Male	0	3	0	0	1	2	2	2	3	1	3	4	0	2	2	1	0	0	0	0	0	26
	Female	0	0	5	1	0	1	3	1	3	1	2	3	3	0	0	1	0	1	0	0	0	25
	<b>Total</b>	<b>0</b>	<b>3</b>	<b>5</b>	<b>1</b>	<b>1</b>	<b>3</b>	<b>5</b>	<b>3</b>	<b>6</b>	<b>2</b>	<b>5</b>	<b>7</b>	<b>3</b>	<b>2</b>	<b>2</b>	<b>2</b>	<b>0</b>	<b>1</b>	<b>0</b>	<b>0</b>	<b>0</b>	<b>51</b>
231 53 Prelate	Male	0	2	4	6	5	3	1	3	3	10	3	6	6	7	4	6	2	3	1	1	0	76
	Female	2	1	0	2	5	2	1	3	9	3	5	5	5	8	6	6	7	3	7	2	0	82
	<b>Total</b>	<b>2</b>	<b>3</b>	<b>4</b>	<b>8</b>	<b>10</b>	<b>5</b>	<b>2</b>	<b>6</b>	<b>12</b>	<b>13</b>	<b>8</b>	<b>11</b>	<b>11</b>	<b>15</b>	<b>10</b>	<b>12</b>	<b>9</b>	<b>6</b>	<b>8</b>	<b>3</b>	<b>0</b>	<b>158</b>
232 10 RM Deer Forks	Male	0	8	6	8	14	4	6	1	14	11	4	7	5	7	7	4	3	0	0	0	0	109
	Female	1	8	3	16	3	7	4	9	11	10	7	5	6	8	5	0	3	2	0	0	0	108
	<b>Total</b>	<b>1</b>	<b>16</b>	<b>9</b>	<b>24</b>	<b>17</b>	<b>11</b>	<b>10</b>	<b>10</b>	<b>25</b>	<b>21</b>	<b>11</b>	<b>12</b>	<b>11</b>	<b>15</b>	<b>12</b>	<b>4</b>	<b>6</b>	<b>2</b>	<b>0</b>	<b>0</b>	<b>0</b>	<b>217</b>
232 30 Burstall	Male	2	13	11	18	15	17	12	15	6	18	24	19	16	11	6	8	2	2	0	1	0	216
	Female	1	7	6	20	23	13	14	9	10	22	28	12	12	8	6	3	2	3	0	0	0	199
	<b>Total</b>	<b>3</b>	<b>20</b>	<b>17</b>	<b>38</b>	<b>38</b>	<b>30</b>	<b>26</b>	<b>24</b>	<b>16</b>	<b>40</b>	<b>52</b>	<b>31</b>	<b>28</b>	<b>19</b>	<b>12</b>	<b>11</b>	<b>4</b>	<b>5</b>	<b>0</b>	<b>1</b>	<b>0</b>	<b>415</b>
757 84 Nekaneet First Nation	Male	3	12	16	16	10	13	13	8	4	5	13	4	3	3	0	2	0	0	1	0	0	126
	Female	2	2	18	13	15	12	12	10	10	11	16	5	3	2	4	1	2	0	0	0	0	138
	<b>Total</b>	<b>5</b>	<b>14</b>	<b>34</b>	<b>29</b>	<b>25</b>	<b>25</b>	<b>25</b>	<b>18</b>	<b>14</b>	<b>16</b>	<b>29</b>	<b>9</b>	<b>6</b>	<b>5</b>	<b>4</b>	<b>3</b>	<b>2</b>	<b>0</b>	<b>1</b>	<b>0</b>	<b>0</b>	<b>264</b>
<b>Total Covered Population</b>																							
<b>3 Cypress Regional Health Authority</b>																							
Male	242	963	1,376	1,528	1,762	1,554	1,230	1,160	1,234	1,759	1,826	1,506	1,297	1,011	927	904	799	538	315	111	23	22,059	
Female	210	909	1,304	1,488	1,636	1,465	1,179	1,181	1,312	1,772	1,752	1,415	1,239	1,044	963	946	995	758	535	239	76	22,413	
<b>Total</b>	<b>451</b>	<b>1,872</b>	<b>2,680</b>	<b>3,015</b>	<b>3,398</b>	<b>3,019</b>	<b>2,409</b>	<b>2,341</b>	<b>2,545</b>	<b>3,531</b>	<b>3,578</b>	<b>2,921</b>	<b>2,536</b>	<b>2,055</b>	<b>1,890</b>	<b>1,849</b>	<b>1,794</b>	<b>1,295</b>	<b>850</b>	<b>350</b>	<b>99</b>	<b>44,472</b>	

**2004 Covered Population**  
**4 Regina Qu'Appelle Regional Health Authority**

Residence Code	Age Groupings																				Total		
	< 1	1 to 4	5 to 9	10 to 14	15 to 19	20 to 24	25 to 29	30 to 34	35 to 39	40 to 44	45 to 49	50 to 54	55 to 59	60 to 64	65 to 69	70 to 74	75 to 79	80 to 84	85 to 89	90 to 94		95 +	
091 10 RM Maryfield (25%)	Male	0	1	0	2	3	5	2	2	0	3	5	6	4	3	3	3	2	1	1	0	0	45
	Female	0	1	1	3	4	5	1	1	1	3	3	6	3	4	2	3	1	1	1	1	0	42
	<b>Total</b>	<b>0</b>	<b>2</b>	<b>1</b>	<b>5</b>	<b>7</b>	<b>9</b>	<b>3</b>	<b>3</b>	<b>1</b>	<b>6</b>	<b>8</b>	<b>11</b>	<b>7</b>	<b>7</b>	<b>5</b>	<b>6</b>	<b>3</b>	<b>2</b>	<b>2</b>	<b>1</b>	<b>0</b>	<b>86</b>
092 10 RM Walpole (19%)	Male	0	1	2	2	3	3	2	2	2	3	3	4	3	2	1	2	0	1	1	1	0	40
	Female	0	2	0	1	3	2	2	2	1	3	3	3	4	2	0	1	2	1	1	0	0	33
	<b>Total</b>	<b>1</b>	<b>3</b>	<b>2</b>	<b>3</b>	<b>5</b>	<b>6</b>	<b>4</b>	<b>4</b>	<b>3</b>	<b>5</b>	<b>6</b>	<b>6</b>	<b>9</b>	<b>5</b>	<b>2</b>	<b>2</b>	<b>4</b>	<b>1</b>	<b>2</b>	<b>1</b>	<b>0</b>	<b>73</b>
099 10 RM Caledonia	Male	0	1	4	7	13	13	11	2	3	11	13	16	12	12	11	4	12	1	0	0	0	146
	Female	0	2	3	7	9	16	6	3	6	8	10	19	16	9	7	8	3	3	2	0	0	137
	<b>Total</b>	<b>0</b>	<b>3</b>	<b>7</b>	<b>14</b>	<b>22</b>	<b>29</b>	<b>17</b>	<b>5</b>	<b>9</b>	<b>19</b>	<b>23</b>	<b>35</b>	<b>28</b>	<b>21</b>	<b>18</b>	<b>12</b>	<b>15</b>	<b>4</b>	<b>2</b>	<b>0</b>	<b>0</b>	<b>283</b>
099 30 Milestone	Male	4	19	17	25	25	23	30	21	13	25	26	30	15	9	11	8	11	11	5	2	0	330
	Female	3	18	16	20	12	25	23	23	15	22	22	24	13	7	5	12	14	20	8	4	0	306
	<b>Total</b>	<b>7</b>	<b>37</b>	<b>33</b>	<b>45</b>	<b>37</b>	<b>48</b>	<b>53</b>	<b>44</b>	<b>28</b>	<b>47</b>	<b>48</b>	<b>54</b>	<b>28</b>	<b>16</b>	<b>16</b>	<b>20</b>	<b>25</b>	<b>31</b>	<b>13</b>	<b>6</b>	<b>0</b>	<b>636</b>
121 10 RM Moosomin	Male	1	6	2	20	17	18	9	5	6	13	19	23	15	7	12	8	12	5	5	0	0	203
	Female	1	0	9	11	18	11	4	7	5	21	19	17	9	11	12	12	9	3	5	1	1	186
	<b>Total</b>	<b>2</b>	<b>6</b>	<b>11</b>	<b>31</b>	<b>35</b>	<b>29</b>	<b>13</b>	<b>12</b>	<b>11</b>	<b>34</b>	<b>38</b>	<b>40</b>	<b>24</b>	<b>18</b>	<b>24</b>	<b>20</b>	<b>21</b>	<b>8</b>	<b>10</b>	<b>1</b>	<b>1</b>	<b>389</b>
121 30 Fleming	Male	1	3	1	0	2	2	5	3	0	3	4	2	3	2	1	2	2	0	0	0	0	36
	Female	2	9	1	6	3	1	4	3	1	2	2	2	5	1	1	2	0	3	1	2	0	51
	<b>Total</b>	<b>3</b>	<b>12</b>	<b>2</b>	<b>6</b>	<b>5</b>	<b>3</b>	<b>9</b>	<b>6</b>	<b>1</b>	<b>5</b>	<b>6</b>	<b>4</b>	<b>8</b>	<b>3</b>	<b>2</b>	<b>4</b>	<b>2</b>	<b>3</b>	<b>1</b>	<b>2</b>	<b>0</b>	<b>87</b>
121 31 Moosomin	Male	10	50	82	103	82	80	69	71	68	105	74	75	58	48	49	45	50	52	18	6	4	1,199
	Female	19	56	71	74	94	75	77	72	70	110	84	79	59	57	50	62	79	64	58	42	6	1,358
	<b>Total</b>	<b>29</b>	<b>106</b>	<b>153</b>	<b>177</b>	<b>176</b>	<b>155</b>	<b>146</b>	<b>143</b>	<b>138</b>	<b>215</b>	<b>158</b>	<b>154</b>	<b>117</b>	<b>105</b>	<b>99</b>	<b>107</b>	<b>129</b>	<b>116</b>	<b>76</b>	<b>48</b>	<b>10</b>	<b>2,557</b>
121 52 Welwyn	Male	1	6	6	5	1	8	3	3	4	4	4	0	4	4	5	5	5	2	1	1	0	72
	Female	2	5	5	1	2	3	2	2	6	3	2	3	5	4	4	2	2	5	2	0	0	60
	<b>Total</b>	<b>3</b>	<b>11</b>	<b>11</b>	<b>6</b>	<b>3</b>	<b>11</b>	<b>5</b>	<b>5</b>	<b>10</b>	<b>7</b>	<b>6</b>	<b>3</b>	<b>9</b>	<b>8</b>	<b>9</b>	<b>7</b>	<b>7</b>	<b>7</b>	<b>3</b>	<b>1</b>	<b>0</b>	<b>132</b>
122 10 RM Martin	Male	0	5	4	10	10	11	6	8	7	17	10	18	13	6	10	10	4	2	4	1	0	156
	Female	2	2	7	9	12	8	4	3	8	6	10	12	16	10	6	5	4	4	1	1	0	130
	<b>Total</b>	<b>2</b>	<b>7</b>	<b>11</b>	<b>19</b>	<b>22</b>	<b>19</b>	<b>10</b>	<b>11</b>	<b>15</b>	<b>23</b>	<b>20</b>	<b>30</b>	<b>29</b>	<b>16</b>	<b>16</b>	<b>15</b>	<b>8</b>	<b>6</b>	<b>5</b>	<b>2</b>	<b>0</b>	<b>286</b>
122 30 Wapella	Male	2	12	20	17	21	17	10	10	14	17	15	16	8	5	9	5	10	3	2	1	0	214
	Female	3	12	11	9	13	13	13	14	12	10	14	16	8	12	6	5	6	6	3	1	0	187
	<b>Total</b>	<b>5</b>	<b>24</b>	<b>31</b>	<b>26</b>	<b>34</b>	<b>30</b>	<b>23</b>	<b>24</b>	<b>26</b>	<b>27</b>	<b>29</b>	<b>32</b>	<b>16</b>	<b>17</b>	<b>15</b>	<b>10</b>	<b>16</b>	<b>9</b>	<b>5</b>	<b>2</b>	<b>0</b>	<b>401</b>

**2004 Covered Population**  
**4 Regina Qu'Appelle Regional Health Authority**

Residence Code	Age Groupings																				Total	
	< 1	1 to 4	5 to 9	10 to 14	15 to 19	20 to 24	25 to 29	30 to 34	35 to 39	40 to 44	45 to 49	50 to 54	55 to 59	60 to 64	65 to 69	70 to 74	75 to 79	80 to 84	85 to 89	90 to 94		95 +
<b>123 10 RM Silverwood (67%)</b>																						
Male	0	3	8	7	19	19	11	5	7	10	21	12	16	15	11	6	6	3	4	0	1	
Female	0	2	7	9	12	17	7	3	6	13	17	15	12	11	5	5	9	3	2	1	0	
<b>Total</b>	<b>0</b>	<b>5</b>	<b>15</b>	<b>17</b>	<b>31</b>	<b>36</b>	<b>18</b>	<b>8</b>	<b>13</b>	<b>23</b>	<b>38</b>	<b>27</b>	<b>28</b>	<b>25</b>	<b>15</b>	<b>11</b>	<b>15</b>	<b>6</b>	<b>6</b>	<b>1</b>	<b>1</b>	
<b>124 10 RM Kingsley (17%)</b>																						
Male	0	1	1	1	3	4	1	1	1	2	4	4	4	2	3	2	2	1	0	0	0	
Female	0	0	2	1	3	3	1	1	1	2	3	4	4	2	2	1	1	1	1	0	0	
<b>Total</b>	<b>0</b>	<b>1</b>	<b>3</b>	<b>2</b>	<b>5</b>	<b>7</b>	<b>3</b>	<b>3</b>	<b>2</b>	<b>5</b>	<b>7</b>	<b>8</b>	<b>8</b>	<b>4</b>	<b>5</b>	<b>3</b>	<b>3</b>	<b>2</b>	<b>1</b>	<b>0</b>	<b>0</b>	
<b>125 10 RM Chester (33%)</b>																						
Male	0	1	1	5	5	8	4	2	2	5	5	8	6	4	2	6	4	2	1	0	0	
Female	0	1	2	4	7	4	2	1	2	5	7	5	5	3	4	3	4	3	1	0	0	
<b>Total</b>	<b>0</b>	<b>2</b>	<b>3</b>	<b>9</b>	<b>12</b>	<b>12</b>	<b>6</b>	<b>4</b>	<b>4</b>	<b>10</b>	<b>12</b>	<b>12</b>	<b>11</b>	<b>7</b>	<b>6</b>	<b>9</b>	<b>8</b>	<b>4</b>	<b>2</b>	<b>0</b>	<b>0</b>	
<b>126 10 RM Montmartre</b>																						
Male	1	7	7	20	26	25	11	10	12	20	22	16	11	20	13	17	8	6	0	0	1	
Female	0	7	5	12	20	14	7	4	11	21	17	14	17	15	17	6	8	4	1	0	0	
<b>Total</b>	<b>1</b>	<b>14</b>	<b>12</b>	<b>32</b>	<b>46</b>	<b>39</b>	<b>18</b>	<b>14</b>	<b>23</b>	<b>41</b>	<b>39</b>	<b>30</b>	<b>28</b>	<b>35</b>	<b>30</b>	<b>23</b>	<b>16</b>	<b>10</b>	<b>1</b>	<b>0</b>	<b>1</b>	
<b>126 52 Kendal</b>																						
Male	1	5	9	6	3	2	2	4	3	7	3	2	0	3	0	2	3	3	0	0	0	
Female	1	4	3	6	4	4	5	3	5	4	3	1	1	0	2	3	4	4	2	0	0	
<b>Total</b>	<b>2</b>	<b>9</b>	<b>12</b>	<b>12</b>	<b>7</b>	<b>6</b>	<b>7</b>	<b>7</b>	<b>8</b>	<b>11</b>	<b>6</b>	<b>3</b>	<b>1</b>	<b>3</b>	<b>2</b>	<b>5</b>	<b>7</b>	<b>7</b>	<b>2</b>	<b>0</b>	<b>0</b>	
<b>126 53 Montmartre</b>																						
Male	1	11	23	17	9	14	15	15	20	18	15	14	6	13	7	9	18	7	1	0	1	
Female	3	18	21	15	10	8	16	22	10	16	12	11	11	10	16	21	24	9	11	3	1	
<b>Total</b>	<b>4</b>	<b>29</b>	<b>44</b>	<b>32</b>	<b>19</b>	<b>22</b>	<b>31</b>	<b>37</b>	<b>30</b>	<b>34</b>	<b>27</b>	<b>25</b>	<b>17</b>	<b>23</b>	<b>23</b>	<b>30</b>	<b>42</b>	<b>16</b>	<b>12</b>	<b>3</b>	<b>2</b>	
<b>127 10 RM Francis</b>																						
Male	0	10	14	28	32	35	24	12	16	30	36	35	26	12	12	9	7	2	5	1	0	
Female	2	9	12	25	32	25	13	8	23	21	39	23	17	10	10	8	10	3	2	0	0	
<b>Total</b>	<b>2</b>	<b>19</b>	<b>26</b>	<b>53</b>	<b>64</b>	<b>60</b>	<b>37</b>	<b>20</b>	<b>39</b>	<b>51</b>	<b>75</b>	<b>58</b>	<b>43</b>	<b>22</b>	<b>22</b>	<b>17</b>	<b>17</b>	<b>5</b>	<b>7</b>	<b>1</b>	<b>0</b>	
<b>127 30 Francis</b>																						
Male	0	7	8	9	7	7	13	9	4	10	11	8	5	2	1	2	9	2	0	0	0	
Female	2	10	6	4	13	10	12	4	6	9	10	8	2	3	5	3	3	1	2	0	0	
<b>Total</b>	<b>2</b>	<b>17</b>	<b>14</b>	<b>13</b>	<b>20</b>	<b>17</b>	<b>25</b>	<b>13</b>	<b>10</b>	<b>19</b>	<b>21</b>	<b>16</b>	<b>7</b>	<b>5</b>	<b>6</b>	<b>5</b>	<b>12</b>	<b>3</b>	<b>2</b>	<b>0</b>	<b>0</b>	
<b>127 51 Odessa</b>																						
Male	1	11	5	21	10	10	8	8	7	15	16	12	6	4	3	9	6	3	0	0	0	
Female	2	3	6	7	11	10	9	7	7	13	13	10	6	2	7	6	3	4	1	1	0	
<b>Total</b>	<b>3</b>	<b>14</b>	<b>11</b>	<b>28</b>	<b>21</b>	<b>20</b>	<b>17</b>	<b>15</b>	<b>14</b>	<b>28</b>	<b>29</b>	<b>22</b>	<b>12</b>	<b>6</b>	<b>10</b>	<b>15</b>	<b>9</b>	<b>7</b>	<b>1</b>	<b>1</b>	<b>0</b>	
<b>127 52 Sedley</b>																						
Male	3	8	13	18	11	14	10	16	10	18	13	10	11	5	5	5	6	4	1	1	0	
Female	2	6	13	10	16	16	9	13	9	16	11	17	5	8	4	4	8	7	3	1	0	
<b>Total</b>	<b>5</b>	<b>14</b>	<b>26</b>	<b>28</b>	<b>27</b>	<b>30</b>	<b>19</b>	<b>29</b>	<b>19</b>	<b>34</b>	<b>24</b>	<b>27</b>	<b>16</b>	<b>13</b>	<b>9</b>	<b>9</b>	<b>14</b>	<b>11</b>	<b>4</b>	<b>2</b>	<b>0</b>	

*2004 Covered Population*  
**4 Regina Qu'Appelle Regional Health Authority**

Residence Code	Age Groupings																				Total		
	< 1	1 to 4	5 to 9	10 to 14	15 to 19	20 to 24	25 to 29	30 to 34	35 to 39	40 to 44	45 to 49	50 to 54	55 to 59	60 to 64	65 to 69	70 to 74	75 to 79	80 to 84	85 to 89	90 to 94		95 +	
127 53 Vibank	Male	1	14	25	20	22	15	12	21	16	23	17	16	6	3	7	5	7	3	1	2	0	236
	Female	5	12	15	27	23	8	18	21	21	20	18	14	5	3	4	11	10	5	2	2	1	245
	<b>Total</b>	<b>6</b>	<b>26</b>	<b>40</b>	<b>47</b>	<b>45</b>	<b>23</b>	<b>30</b>	<b>42</b>	<b>37</b>	<b>43</b>	<b>35</b>	<b>30</b>	<b>11</b>	<b>6</b>	<b>11</b>	<b>16</b>	<b>17</b>	<b>8</b>	<b>3</b>	<b>4</b>	<b>1</b>	<b>481</b>
128 10 RM Lajord	Male	11	34	41	40	41	39	36	25	38	56	42	39	31	20	16	15	6	5	4	1	0	540
	Female	6	19	40	46	41	34	36	26	38	47	49	35	19	16	12	12	8	6	3	3	0	496
	<b>Total</b>	<b>17</b>	<b>53</b>	<b>81</b>	<b>86</b>	<b>82</b>	<b>73</b>	<b>72</b>	<b>51</b>	<b>76</b>	<b>103</b>	<b>91</b>	<b>74</b>	<b>50</b>	<b>36</b>	<b>28</b>	<b>27</b>	<b>14</b>	<b>11</b>	<b>7</b>	<b>4</b>	<b>0</b>	<b>1,036</b>
129 10 RM Bratt's Lake	Male	0	0	0	1	6	4	3	3	1	3	11	12	6	7	4	5	8	3	3	0	0	80
	Female	1	0	1	3	4	5	2	2	2	6	7	6	6	3	6	4	4	4	1	1	0	68
	<b>Total</b>	<b>1</b>	<b>0</b>	<b>1</b>	<b>4</b>	<b>10</b>	<b>9</b>	<b>5</b>	<b>5</b>	<b>3</b>	<b>9</b>	<b>18</b>	<b>18</b>	<b>12</b>	<b>10</b>	<b>10</b>	<b>9</b>	<b>12</b>	<b>7</b>	<b>4</b>	<b>1</b>	<b>0</b>	<b>148</b>
129 53 Wilcox	Male	1	4	9	20	58	13	4	12	14	15	18	7	3	4	3	1	2	1	0	0	0	189
	Female	1	8	11	16	19	16	8	8	11	15	18	5	6	4	1	2	1	0	0	0	0	150
	<b>Total</b>	<b>2</b>	<b>12</b>	<b>20</b>	<b>36</b>	<b>77</b>	<b>29</b>	<b>12</b>	<b>20</b>	<b>25</b>	<b>30</b>	<b>36</b>	<b>12</b>	<b>9</b>	<b>8</b>	<b>4</b>	<b>3</b>	<b>3</b>	<b>1</b>	<b>0</b>	<b>0</b>	<b>0</b>	<b>339</b>
151 10 RM Rocanville	Male	2	7	12	16	20	25	7	10	7	17	23	15	24	15	15	11	9	6	0	1	0	242
	Female	0	6	11	19	25	15	2	1	14	19	15	20	22	16	12	8	9	5	5	0	0	224
	<b>Total</b>	<b>2</b>	<b>13</b>	<b>23</b>	<b>35</b>	<b>45</b>	<b>40</b>	<b>9</b>	<b>11</b>	<b>21</b>	<b>36</b>	<b>38</b>	<b>35</b>	<b>46</b>	<b>31</b>	<b>27</b>	<b>19</b>	<b>18</b>	<b>11</b>	<b>5</b>	<b>1</b>	<b>0</b>	<b>466</b>
151 30 Rocanville	Male	4	32	40	40	42	34	29	32	33	37	35	25	38	15	18	10	9	13	6	2	1	495
	Female	7	30	39	39	37	36	29	36	32	34	27	36	28	21	9	13	19	18	23	8	3	524
	<b>Total</b>	<b>11</b>	<b>62</b>	<b>79</b>	<b>79</b>	<b>79</b>	<b>70</b>	<b>58</b>	<b>68</b>	<b>65</b>	<b>71</b>	<b>62</b>	<b>61</b>	<b>66</b>	<b>36</b>	<b>27</b>	<b>23</b>	<b>28</b>	<b>31</b>	<b>29</b>	<b>10</b>	<b>4</b>	<b>1,019</b>
153 10 RM Willowdale	Male	1	2	7	6	9	5	7	5	4	8	7	19	17	14	15	16	6	4	1	0	0	153
	Female	1	2	4	5	5	10	7	3	3	5	13	20	9	13	8	4	5	4	1	2	0	124
	<b>Total</b>	<b>2</b>	<b>4</b>	<b>11</b>	<b>11</b>	<b>14</b>	<b>15</b>	<b>14</b>	<b>8</b>	<b>7</b>	<b>13</b>	<b>20</b>	<b>39</b>	<b>26</b>	<b>27</b>	<b>23</b>	<b>20</b>	<b>11</b>	<b>8</b>	<b>2</b>	<b>2</b>	<b>0</b>	<b>277</b>
153 30 Whitewood	Male	3	17	26	35	37	21	28	23	18	44	22	32	23	17	24	21	26	22	11	3	1	454
	Female	6	18	31	30	27	35	22	31	29	28	28	32	19	23	24	34	36	39	17	14	7	530
	<b>Total</b>	<b>9</b>	<b>35</b>	<b>57</b>	<b>65</b>	<b>64</b>	<b>56</b>	<b>50</b>	<b>54</b>	<b>47</b>	<b>72</b>	<b>50</b>	<b>64</b>	<b>42</b>	<b>40</b>	<b>48</b>	<b>55</b>	<b>62</b>	<b>61</b>	<b>28</b>	<b>17</b>	<b>8</b>	<b>984</b>
154 10 RM Elcapo	Male	0	2	5	6	29	31	14	5	4	16	26	34	27	20	18	19	13	7	2	1	0	279
	Female	0	3	4	12	18	20	7	4	4	17	25	27	24	17	15	18	11	4	2	2	0	234
	<b>Total</b>	<b>0</b>	<b>5</b>	<b>9</b>	<b>18</b>	<b>47</b>	<b>51</b>	<b>21</b>	<b>9</b>	<b>8</b>	<b>33</b>	<b>51</b>	<b>61</b>	<b>51</b>	<b>37</b>	<b>33</b>	<b>37</b>	<b>24</b>	<b>11</b>	<b>4</b>	<b>3</b>	<b>0</b>	<b>513</b>
154 30 Broadview	Male	2	12	17	13	15	13	16	15	21	21	12	13	18	19	15	22	9	12	9	2	0	276
	Female	3	15	11	26	15	16	14	15	14	27	18	16	19	20	20	16	18	22	17	6	5	333
	<b>Total</b>	<b>5</b>	<b>27</b>	<b>28</b>	<b>39</b>	<b>30</b>	<b>29</b>	<b>30</b>	<b>30</b>	<b>35</b>	<b>48</b>	<b>30</b>	<b>29</b>	<b>37</b>	<b>39</b>	<b>35</b>	<b>38</b>	<b>27</b>	<b>34</b>	<b>26</b>	<b>8</b>	<b>5</b>	<b>609</b>

*2004 Covered Population*  
**4 Regina Qu'Appelle Regional Health Authority**

Residence Code	Age Groupings																				Total		
	< 1	1 to 4	5 to 9	10 to 14	15 to 19	20 to 24	25 to 29	30 to 34	35 to 39	40 to 44	45 to 49	50 to 54	55 to 59	60 to 64	65 to 69	70 to 74	75 to 79	80 to 84	85 to 89	90 to 94		95 +	
154 31 Grenfell	Male	3	28	25	28	27	28	32	28	29	31	25	39	32	25	27	15	25	24	21	7	2	501
	Female	5	14	33	23	40	33	26	24	28	28	42	38	30	24	25	27	32	43	29	16	3	563
	<b>Total</b>	<b>8</b>	<b>42</b>	<b>58</b>	<b>51</b>	<b>67</b>	<b>61</b>	<b>58</b>	<b>52</b>	<b>57</b>	<b>59</b>	<b>67</b>	<b>77</b>	<b>62</b>	<b>49</b>	<b>52</b>	<b>42</b>	<b>57</b>	<b>67</b>	<b>50</b>	<b>23</b>	<b>5</b>	<b>1,064</b>
155 10 RM Wolseley	Male	0	4	10	23	21	18	10	8	11	15	22	26	15	19	11	8	9	11	2	0	0	243
	Female	0	3	12	15	21	9	6	7	10	19	22	18	14	10	9	9	7	5	0	0	0	196
	<b>Total</b>	<b>0</b>	<b>7</b>	<b>22</b>	<b>38</b>	<b>42</b>	<b>27</b>	<b>16</b>	<b>15</b>	<b>21</b>	<b>34</b>	<b>44</b>	<b>44</b>	<b>29</b>	<b>29</b>	<b>20</b>	<b>17</b>	<b>16</b>	<b>16</b>	<b>2</b>	<b>0</b>	<b>0</b>	<b>439</b>
155 30 Wolseley	Male	5	18	24	39	30	21	21	23	31	20	21	31	22	14	14	17	17	15	12	2	1	398
	Female	2	18	39	33	29	24	19	31	29	23	23	25	26	18	18	25	25	36	16	11	5	475
	<b>Total</b>	<b>7</b>	<b>36</b>	<b>63</b>	<b>72</b>	<b>59</b>	<b>45</b>	<b>40</b>	<b>54</b>	<b>60</b>	<b>43</b>	<b>44</b>	<b>56</b>	<b>48</b>	<b>32</b>	<b>32</b>	<b>42</b>	<b>42</b>	<b>51</b>	<b>28</b>	<b>13</b>	<b>6</b>	<b>873</b>
156 10 RM Indian Head	Male	0	3	6	7	15	16	8	4	3	8	16	22	8	9	8	16	5	1	1	0	0	156
	Female	0	0	2	3	10	9	5	4	3	9	20	14	9	4	16	6	3	0	1	0	1	119
	<b>Total</b>	<b>0</b>	<b>3</b>	<b>8</b>	<b>10</b>	<b>25</b>	<b>25</b>	<b>13</b>	<b>8</b>	<b>6</b>	<b>17</b>	<b>36</b>	<b>36</b>	<b>17</b>	<b>13</b>	<b>24</b>	<b>22</b>	<b>8</b>	<b>1</b>	<b>2</b>	<b>0</b>	<b>1</b>	<b>275</b>
156 30 Indian Head	Male	9	47	58	71	64	67	57	48	51	63	71	60	54	52	47	34	51	25	15	8	2	954
	Female	6	26	47	41	62	64	51	46	65	56	73	61	50	47	42	47	66	49	38	20	5	962
	<b>Total</b>	<b>15</b>	<b>73</b>	<b>105</b>	<b>112</b>	<b>126</b>	<b>131</b>	<b>108</b>	<b>94</b>	<b>116</b>	<b>119</b>	<b>144</b>	<b>121</b>	<b>104</b>	<b>99</b>	<b>89</b>	<b>81</b>	<b>117</b>	<b>74</b>	<b>53</b>	<b>28</b>	<b>7</b>	<b>1,916</b>
156 31 Sintaluta	Male	0	4	2	3	2	9	4	6	3	3	6	5	4	1	3	5	2	2	0	1	1	66
	Female	0	3	3	5	5	3	7	4	4	4	8	5	5	2	1	3	1	3	1	0	0	67
	<b>Total</b>	<b>0</b>	<b>7</b>	<b>5</b>	<b>8</b>	<b>7</b>	<b>12</b>	<b>11</b>	<b>10</b>	<b>7</b>	<b>7</b>	<b>14</b>	<b>10</b>	<b>9</b>	<b>3</b>	<b>4</b>	<b>8</b>	<b>3</b>	<b>5</b>	<b>1</b>	<b>1</b>	<b>1</b>	<b>133</b>
157 10 RM South Qu'Appelle	Male	5	11	23	35	26	50	16	12	26	29	36	48	33	29	20	17	14	1	5	0	0	436
	Female	5	5	10	20	36	28	15	10	22	33	32	32	32	30	18	13	5	6	2	1	0	355
	<b>Total</b>	<b>10</b>	<b>16</b>	<b>33</b>	<b>55</b>	<b>62</b>	<b>78</b>	<b>31</b>	<b>22</b>	<b>48</b>	<b>62</b>	<b>68</b>	<b>80</b>	<b>65</b>	<b>59</b>	<b>38</b>	<b>30</b>	<b>19</b>	<b>7</b>	<b>7</b>	<b>1</b>	<b>0</b>	<b>791</b>
157 30 Qu'Appelle	Male	3	13	33	22	26	25	31	19	29	33	39	27	21	20	14	7	5	5	3	0	1	376
	Female	2	13	28	36	32	18	15	30	34	31	33	30	17	17	9	9	4	17	4	4	1	384
	<b>Total</b>	<b>5</b>	<b>26</b>	<b>61</b>	<b>58</b>	<b>58</b>	<b>43</b>	<b>46</b>	<b>49</b>	<b>63</b>	<b>64</b>	<b>72</b>	<b>57</b>	<b>38</b>	<b>37</b>	<b>23</b>	<b>16</b>	<b>9</b>	<b>22</b>	<b>7</b>	<b>4</b>	<b>2</b>	<b>760</b>
157 50 McLean	Male	3	11	7	14	10	9	14	9	13	20	10	8	10	10	9	3	4	1	0	1	0	166
	Female	3	10	16	11	17	7	14	15	14	12	13	8	3	9	8	3	0	2	2	1	0	168
	<b>Total</b>	<b>6</b>	<b>21</b>	<b>23</b>	<b>25</b>	<b>27</b>	<b>16</b>	<b>28</b>	<b>24</b>	<b>27</b>	<b>32</b>	<b>23</b>	<b>16</b>	<b>13</b>	<b>19</b>	<b>17</b>	<b>6</b>	<b>4</b>	<b>3</b>	<b>2</b>	<b>2</b>	<b>0</b>	<b>334</b>
158 10 RM Edenwold	Male	20	50	82	105	131	104	68	41	77	131	149	113	91	62	50	29	15	12	4	1	0	1,335
	Female	8	38	68	122	112	83	39	60	91	127	152	85	85	55	36	20	21	11	6	2	1	1,222
	<b>Total</b>	<b>28</b>	<b>88</b>	<b>150</b>	<b>227</b>	<b>243</b>	<b>187</b>	<b>107</b>	<b>101</b>	<b>168</b>	<b>258</b>	<b>301</b>	<b>198</b>	<b>176</b>	<b>117</b>	<b>86</b>	<b>49</b>	<b>36</b>	<b>23</b>	<b>10</b>	<b>3</b>	<b>1</b>	<b>2,557</b>

**2004 Covered Population**  
**4 Regina Qu'Appelle Regional Health Authority**

Residence Code	Age Groupings																				Total		
	< 1	1 to 4	5 to 9	10 to 14	15 to 19	20 to 24	25 to 29	30 to 34	35 to 39	40 to 44	45 to 49	50 to 54	55 to 59	60 to 64	65 to 69	70 to 74	75 to 79	80 to 84	85 to 89	90 to 94		95 +	
158 30 Balgonie	Male	11	50	72	80	80	69	39	59	69	89	73	37	26	24	14	4	13	12	5	0	0	826
	Female	7	49	60	75	65	48	49	77	62	95	60	36	25	21	11	19	10	13	1	2	2	787
	<b>Total</b>	<b>18</b>	<b>99</b>	<b>132</b>	<b>155</b>	<b>145</b>	<b>117</b>	<b>88</b>	<b>136</b>	<b>131</b>	<b>184</b>	<b>133</b>	<b>73</b>	<b>51</b>	<b>45</b>	<b>25</b>	<b>23</b>	<b>23</b>	<b>25</b>	<b>6</b>	<b>2</b>	<b>2</b>	<b>1,613</b>
158 31 Pilot Butte	Male	13	55	100	109	90	89	65	66	114	106	94	72	58	38	27	7	11	7	0	1	0	1,122
	Female	14	43	97	84	69	69	72	94	106	88	77	91	56	22	17	16	10	7	3	1	1	1,037
	<b>Total</b>	<b>27</b>	<b>98</b>	<b>197</b>	<b>193</b>	<b>159</b>	<b>158</b>	<b>137</b>	<b>160</b>	<b>220</b>	<b>194</b>	<b>171</b>	<b>163</b>	<b>114</b>	<b>60</b>	<b>44</b>	<b>23</b>	<b>21</b>	<b>14</b>	<b>3</b>	<b>2</b>	<b>1</b>	<b>2,159</b>
158 51 Edenwold	Male	3	13	18	16	6	9	13	15	11	14	5	14	6	5	2	2	1	2	0	1	1	157
	Female	0	8	20	10	10	12	10	16	13	11	7	8	3	4	0	3	1	3	2	1	0	142
	<b>Total</b>	<b>3</b>	<b>21</b>	<b>38</b>	<b>26</b>	<b>16</b>	<b>21</b>	<b>23</b>	<b>31</b>	<b>24</b>	<b>25</b>	<b>12</b>	<b>22</b>	<b>9</b>	<b>9</b>	<b>2</b>	<b>5</b>	<b>2</b>	<b>5</b>	<b>2</b>	<b>2</b>	<b>1</b>	<b>299</b>
158 53 White City	Male	14	30	57	75	60	60	37	45	62	74	81	63	50	24	16	11	2	1	1	0	0	763
	Female	13	43	60	57	70	48	24	50	70	84	85	70	38	20	11	7	1	2	2	2	1	758
	<b>Total</b>	<b>27</b>	<b>73</b>	<b>117</b>	<b>132</b>	<b>130</b>	<b>108</b>	<b>61</b>	<b>95</b>	<b>132</b>	<b>158</b>	<b>166</b>	<b>133</b>	<b>88</b>	<b>44</b>	<b>27</b>	<b>18</b>	<b>3</b>	<b>3</b>	<b>3</b>	<b>2</b>	<b>1</b>	<b>1,521</b>
159 10 RM Sherwood	Male	0	6	5	11	15	15	10	7	6	10	16	15	20	15	5	14	9	5	1	1	0	186
	Female	0	1	3	6	15	7	10	7	9	11	14	14	20	15	5	9	11	6	4	1	1	169
	<b>Total</b>	<b>0</b>	<b>7</b>	<b>8</b>	<b>17</b>	<b>30</b>	<b>22</b>	<b>20</b>	<b>14</b>	<b>15</b>	<b>21</b>	<b>30</b>	<b>29</b>	<b>40</b>	<b>30</b>	<b>10</b>	<b>23</b>	<b>20</b>	<b>11</b>	<b>5</b>	<b>2</b>	<b>1</b>	<b>355</b>
159 23 Regina	Male	1,076	4,322	5,688	6,498	6,959	7,371	6,914	6,319	6,746	7,814	7,297	6,048	4,891	3,395	2,890	2,588	2,036	1,325	665	228	51	91,121
	Female	1,012	4,185	5,498	6,271	6,757	7,440	6,950	6,190	6,631	7,919	7,633	6,250	5,060	3,779	3,290	3,148	2,784	2,421	1,546	687	194	95,645
	<b>Total</b>	<b>2,088</b>	<b>8,507</b>	<b>11,186</b>	<b>12,769</b>	<b>13,716</b>	<b>14,811</b>	<b>13,864</b>	<b>12,509</b>	<b>13,377</b>	<b>15,733</b>	<b>14,930</b>	<b>12,298</b>	<b>9,951</b>	<b>7,174</b>	<b>6,180</b>	<b>5,736</b>	<b>4,820</b>	<b>3,746</b>	<b>2,211</b>	<b>915</b>	<b>245</b>	<b>186,766</b>
159 50 Grand Coulee	Male	0	1	2	4	4	4	1	0	1	4	8	4	0	0	1	0	0	0	0	0	0	34
	Female	0	3	0	6	7	3	0	0	2	6	6	3	0	0	0	0	0	0	0	0	0	36
	<b>Total</b>	<b>0</b>	<b>4</b>	<b>2</b>	<b>10</b>	<b>11</b>	<b>7</b>	<b>1</b>	<b>0</b>	<b>3</b>	<b>10</b>	<b>14</b>	<b>7</b>	<b>0</b>	<b>0</b>	<b>1</b>	<b>0</b>	<b>0</b>	<b>0</b>	<b>0</b>	<b>0</b>	<b>0</b>	<b>70</b>
160 10 RM Pense (50%)	Male	0	2	6	4	8	12	8	4	6	5	9	11	10	10	6	3	3	2	1	0	1	107
	Female	1	4	5	4	8	7	7	7	5	6	11	10	8	6	5	3	3	2	1	1	0	99
	<b>Total</b>	<b>1</b>	<b>6</b>	<b>11</b>	<b>8</b>	<b>16</b>	<b>19</b>	<b>14</b>	<b>10</b>	<b>10</b>	<b>11</b>	<b>20</b>	<b>21</b>	<b>18</b>	<b>15</b>	<b>11</b>	<b>6</b>	<b>6</b>	<b>3</b>	<b>2</b>	<b>1</b>	<b>1</b>	<b>206</b>
160 56 Pense	Male	2	17	19	22	30	22	21	18	23	23	19	26	18	7	6	9	1	3	1	0	0	287
	Female	4	7	25	26	18	19	25	20	18	26	22	22	9	7	6	4	6	5	3	1	0	273
	<b>Total</b>	<b>6</b>	<b>24</b>	<b>44</b>	<b>48</b>	<b>48</b>	<b>41</b>	<b>46</b>	<b>38</b>	<b>41</b>	<b>49</b>	<b>41</b>	<b>48</b>	<b>27</b>	<b>14</b>	<b>12</b>	<b>13</b>	<b>7</b>	<b>8</b>	<b>4</b>	<b>1</b>	<b>0</b>	<b>560</b>
185 10 RM McLeod (38%)	Male	0	1	4	8	10	10	3	3	5	6	11	11	8	6	6	6	3	1	1	0	0	104
	Female	0	2	3	10	9	8	3	3	2	9	11	8	7	6	5	5	2	1	0	0	0	95
	<b>Total</b>	<b>1</b>	<b>3</b>	<b>8</b>	<b>17</b>	<b>19</b>	<b>18</b>	<b>6</b>	<b>6</b>	<b>7</b>	<b>15</b>	<b>22</b>	<b>18</b>	<b>15</b>	<b>13</b>	<b>11</b>	<b>11</b>	<b>5</b>	<b>2</b>	<b>1</b>	<b>0</b>	<b>0</b>	<b>199</b>



**2004 Covered Population**  
**4 Regina Qu'Appelle Regional Health Authority**

Residence Code	Age Groupings																				Total		
	< 1	1 to 4	5 to 9	10 to 14	15 to 19	20 to 24	25 to 29	30 to 34	35 to 39	40 to 44	45 to 49	50 to 54	55 to 59	60 to 64	65 to 69	70 to 74	75 to 79	80 to 84	85 to 89	90 to 94		95 +	
185 30 Lemberg	Male	1	5	8	12	23	7	9	6	14	9	11	8	12	11	6	6	12	6	4	3	0	173
	Female	3	3	9	12	7	7	3	11	8	13	5	10	15	7	7	15	12	12	10	4	1	174
	<b>Total</b>	<b>4</b>	<b>8</b>	<b>17</b>	<b>24</b>	<b>30</b>	<b>14</b>	<b>12</b>	<b>17</b>	<b>22</b>	<b>22</b>	<b>16</b>	<b>18</b>	<b>27</b>	<b>18</b>	<b>13</b>	<b>21</b>	<b>24</b>	<b>18</b>	<b>14</b>	<b>7</b>	<b>1</b>	<b>347</b>
186 10 RM Abernethy	Male	0	4	4	7	12	10	10	6	4	16	12	19	15	17	15	11	4	4	4	0	0	174
	Female	1	4	10	8	9	7	7	4	7	13	13	14	18	17	12	9	5	7	2	0	2	169
	<b>Total</b>	<b>1</b>	<b>8</b>	<b>14</b>	<b>15</b>	<b>21</b>	<b>17</b>	<b>17</b>	<b>10</b>	<b>11</b>	<b>29</b>	<b>25</b>	<b>33</b>	<b>33</b>	<b>34</b>	<b>27</b>	<b>20</b>	<b>9</b>	<b>11</b>	<b>6</b>	<b>0</b>	<b>2</b>	<b>343</b>
186 30 Balcarres	Male	3	16	18	21	11	13	18	23	23	27	20	16	13	12	13	10	14	7	8	3	1	290
	Female	2	16	26	20	19	19	19	30	17	23	24	15	18	13	8	16	13	9	19	4	0	330
	<b>Total</b>	<b>5</b>	<b>32</b>	<b>44</b>	<b>41</b>	<b>30</b>	<b>32</b>	<b>37</b>	<b>53</b>	<b>40</b>	<b>50</b>	<b>44</b>	<b>31</b>	<b>31</b>	<b>25</b>	<b>21</b>	<b>26</b>	<b>27</b>	<b>16</b>	<b>27</b>	<b>7</b>	<b>1</b>	<b>620</b>
186 50 Abernethy	Male	1	5	11	4	8	9	1	8	10	3	9	5	4	10	5	6	7	1	3	2	0	112
	Female	1	5	7	3	4	3	7	12	3	9	5	3	4	3	4	2	5	9	7	0	0	96
	<b>Total</b>	<b>2</b>	<b>10</b>	<b>18</b>	<b>7</b>	<b>12</b>	<b>12</b>	<b>8</b>	<b>20</b>	<b>13</b>	<b>12</b>	<b>14</b>	<b>8</b>	<b>8</b>	<b>13</b>	<b>9</b>	<b>8</b>	<b>12</b>	<b>10</b>	<b>10</b>	<b>2</b>	<b>0</b>	<b>208</b>
186 51 Katepwa Beach	Male	0	0	0	0	4	0	0	0	0	1	0	4	2	2	3	2	4	3	1	0	0	26
	Female	0	0	0	0	1	0	0	1	1	0	2	3	1	3	6	4	4	3	1	0	0	30
	<b>Total</b>	<b>0</b>	<b>0</b>	<b>0</b>	<b>0</b>	<b>5</b>	<b>0</b>	<b>0</b>	<b>1</b>	<b>1</b>	<b>1</b>	<b>2</b>	<b>7</b>	<b>3</b>	<b>5</b>	<b>9</b>	<b>6</b>	<b>8</b>	<b>6</b>	<b>2</b>	<b>0</b>	<b>0</b>	<b>56</b>
187 10 RM North Qu'Appelle	Male	0	5	3	8	16	14	11	3	5	11	9	21	24	23	22	26	9	4	0	1	0	215
	Female	0	1	3	14	8	15	4	5	5	8	15	16	25	19	20	14	8	8	3	1	0	192
	<b>Total</b>	<b>0</b>	<b>6</b>	<b>6</b>	<b>22</b>	<b>24</b>	<b>29</b>	<b>15</b>	<b>8</b>	<b>10</b>	<b>19</b>	<b>24</b>	<b>37</b>	<b>49</b>	<b>42</b>	<b>42</b>	<b>40</b>	<b>17</b>	<b>12</b>	<b>3</b>	<b>2</b>	<b>0</b>	<b>407</b>
187 30 Fort Qu'Appelle	Male	8	44	51	69	75	54	61	53	61	77	83	69	87	82	65	66	53	36	18	8	0	1,120
	Female	11	44	43	77	71	67	66	57	51	73	82	81	103	96	68	62	61	58	47	15	6	1,239
	<b>Total</b>	<b>19</b>	<b>88</b>	<b>94</b>	<b>146</b>	<b>146</b>	<b>121</b>	<b>127</b>	<b>110</b>	<b>112</b>	<b>150</b>	<b>165</b>	<b>150</b>	<b>190</b>	<b>178</b>	<b>133</b>	<b>128</b>	<b>114</b>	<b>94</b>	<b>65</b>	<b>23</b>	<b>6</b>	<b>2,359</b>
187 50 B-Say-Tah	Male	0	0	0	1	2	3	0	0	0	1	1	0	3	1	2	1	4	5	0	0	0	24
	Female	0	0	0	1	0	0	0	0	0	1	2	2	2	1	3	3	5	3	1	0	0	24
	<b>Total</b>	<b>0</b>	<b>0</b>	<b>0</b>	<b>2</b>	<b>2</b>	<b>3</b>	<b>0</b>	<b>0</b>	<b>0</b>	<b>2</b>	<b>3</b>	<b>2</b>	<b>5</b>	<b>2</b>	<b>5</b>	<b>4</b>	<b>9</b>	<b>8</b>	<b>1</b>	<b>0</b>	<b>0</b>	<b>48</b>
187 51 Fort San	Male	0	0	0	1	2	7	3	0	0	2	4	6	9	5	2	3	3	1	0	0	0	48
	Female	0	0	0	2	4	4	0	0	0	2	4	8	6	2	2	3	3	3	1	1	0	45
	<b>Total</b>	<b>0</b>	<b>0</b>	<b>0</b>	<b>3</b>	<b>6</b>	<b>11</b>	<b>3</b>	<b>0</b>	<b>0</b>	<b>4</b>	<b>8</b>	<b>14</b>	<b>15</b>	<b>7</b>	<b>4</b>	<b>6</b>	<b>6</b>	<b>4</b>	<b>1</b>	<b>1</b>	<b>0</b>	<b>93</b>
187 53 Lebret	Male	1	2	4	8	10	11	5	2	10	12	11	9	23	13	23	12	13	5	2	0	0	176
	Female	1	4	4	10	5	8	2	6	8	7	12	12	25	14	19	12	10	2	3	2	1	167
	<b>Total</b>	<b>2</b>	<b>6</b>	<b>8</b>	<b>18</b>	<b>15</b>	<b>19</b>	<b>7</b>	<b>8</b>	<b>18</b>	<b>19</b>	<b>23</b>	<b>21</b>	<b>48</b>	<b>27</b>	<b>42</b>	<b>24</b>	<b>23</b>	<b>7</b>	<b>5</b>	<b>2</b>	<b>1</b>	<b>343</b>

**2004 Covered Population**  
**4 Regina Qu'Appelle Regional Health Authority**

Residence Code	Age Groupings																					Total	
	< 1	1 to 4	5 to 9	10 to 14	15 to 19	20 to 24	25 to 29	30 to 34	35 to 39	40 to 44	45 to 49	50 to 54	55 to 59	60 to 64	65 to 69	70 to 74	75 to 79	80 to 84	85 to 89	90 to 94	95 +		
189 10 RM Lumsden	Male	1	7	10	33	44	22	12	13	15	28	45	39	27	22	20	16	19	14	5	1	0	393
	Female	2	8	16	19	32	13	10	12	13	32	43	39	30	20	13	20	13	5	3	1	0	344
	<b>Total</b>	<b>3</b>	<b>15</b>	<b>26</b>	<b>52</b>	<b>76</b>	<b>35</b>	<b>22</b>	<b>25</b>	<b>28</b>	<b>60</b>	<b>88</b>	<b>78</b>	<b>57</b>	<b>42</b>	<b>33</b>	<b>36</b>	<b>32</b>	<b>19</b>	<b>8</b>	<b>2</b>	<b>0</b>	<b>737</b>
189 30 Lumsden	Male	10	50	85	93	102	79	59	47	62	91	99	69	45	47	20	20	20	15	13	2	0	1,028
	Female	7	46	77	72	82	71	48	57	73	87	88	60	57	34	29	26	22	22	17	15	3	993
	<b>Total</b>	<b>17</b>	<b>96</b>	<b>162</b>	<b>165</b>	<b>184</b>	<b>150</b>	<b>107</b>	<b>104</b>	<b>135</b>	<b>178</b>	<b>187</b>	<b>129</b>	<b>102</b>	<b>81</b>	<b>49</b>	<b>46</b>	<b>42</b>	<b>37</b>	<b>30</b>	<b>17</b>	<b>3</b>	<b>2,021</b>
189 31 Regina Beach	Male	3	20	18	44	38	31	35	38	33	49	55	71	45	41	33	26	28	19	5	4	0	636
	Female	6	18	28	49	36	22	29	30	32	43	45	58	47	35	27	36	26	21	8	7	2	605
	<b>Total</b>	<b>9</b>	<b>38</b>	<b>46</b>	<b>93</b>	<b>74</b>	<b>53</b>	<b>64</b>	<b>68</b>	<b>65</b>	<b>92</b>	<b>100</b>	<b>129</b>	<b>92</b>	<b>76</b>	<b>60</b>	<b>62</b>	<b>54</b>	<b>40</b>	<b>13</b>	<b>11</b>	<b>2</b>	<b>1,241</b>
189 50 Buena Vista	Male	0	6	8	23	12	5	6	9	12	18	20	17	24	22	19	12	2	1	0	0	0	216
	Female	2	7	20	13	12	9	8	7	17	16	22	21	26	19	19	7	4	4	0	0	0	233
	<b>Total</b>	<b>2</b>	<b>13</b>	<b>28</b>	<b>36</b>	<b>24</b>	<b>14</b>	<b>14</b>	<b>16</b>	<b>29</b>	<b>34</b>	<b>42</b>	<b>38</b>	<b>50</b>	<b>41</b>	<b>38</b>	<b>19</b>	<b>6</b>	<b>5</b>	<b>0</b>	<b>0</b>	<b>0</b>	<b>449</b>
189 54 Disley	Male	0	0	0	0	2	1	0	1	0	2	1	2	0	1	0	0	0	0	0	0	0	10
	Female	0	0	0	3	1	0	0	0	1	2	3	1	0	1	0	0	1	0	0	0	0	13
	<b>Total</b>	<b>0</b>	<b>0</b>	<b>0</b>	<b>3</b>	<b>3</b>	<b>1</b>	<b>0</b>	<b>1</b>	<b>1</b>	<b>4</b>	<b>4</b>	<b>3</b>	<b>0</b>	<b>2</b>	<b>0</b>	<b>0</b>	<b>1</b>	<b>0</b>	<b>0</b>	<b>0</b>	<b>0</b>	<b>23</b>
190 10 RM Dufferin (78%)	Male	2	2	6	16	24	27	10	5	3	12	17	16	12	15	9	5	8	5	0	0	0	193
	Female	0	4	4	12	17	13	6	4	5	13	17	19	13	7	9	6	2	6	0	0	0	159
	<b>Total</b>	<b>2</b>	<b>6</b>	<b>10</b>	<b>28</b>	<b>41</b>	<b>40</b>	<b>16</b>	<b>9</b>	<b>9</b>	<b>26</b>	<b>34</b>	<b>34</b>	<b>26</b>	<b>22</b>	<b>17</b>	<b>11</b>	<b>10</b>	<b>12</b>	<b>0</b>	<b>0</b>	<b>0</b>	<b>353</b>
190 50 Bethune	Male	5	16	20	12	19	19	18	15	8	17	17	13	9	9	7	10	6	5	4	2	0	231
	Female	1	11	17	19	10	9	17	16	10	17	13	12	6	6	7	12	9	7	8	2	0	209
	<b>Total</b>	<b>6</b>	<b>27</b>	<b>37</b>	<b>31</b>	<b>29</b>	<b>28</b>	<b>35</b>	<b>31</b>	<b>18</b>	<b>34</b>	<b>30</b>	<b>25</b>	<b>15</b>	<b>15</b>	<b>14</b>	<b>22</b>	<b>15</b>	<b>12</b>	<b>12</b>	<b>4</b>	<b>0</b>	<b>440</b>
190 51 Findlater	Male	0	1	2	1	1	2	1	1	3	5	3	3	1	1	0	7	1	1	0	0	0	34
	Female	0	2	3	2	2	1	2	4	0	2	4	3	1	2	1	2	3	0	0	1	0	35
	<b>Total</b>	<b>0</b>	<b>3</b>	<b>5</b>	<b>3</b>	<b>3</b>	<b>3</b>	<b>3</b>	<b>5</b>	<b>3</b>	<b>7</b>	<b>7</b>	<b>6</b>	<b>2</b>	<b>3</b>	<b>1</b>	<b>9</b>	<b>4</b>	<b>1</b>	<b>0</b>	<b>1</b>	<b>0</b>	<b>69</b>
216 10 RM Tullymet (82%)	Male	2	2	3	7	9	12	7	2	5	9	12	7	12	10	8	4	7	5	1	0	0	126
	Female	0	3	4	6	7	6	3	2	5	7	8	8	7	12	3	3	6	1	1	0	0	92
	<b>Total</b>	<b>2</b>	<b>6</b>	<b>7</b>	<b>12</b>	<b>16</b>	<b>18</b>	<b>11</b>	<b>4</b>	<b>10</b>	<b>16</b>	<b>21</b>	<b>16</b>	<b>19</b>	<b>22</b>	<b>11</b>	<b>7</b>	<b>13</b>	<b>6</b>	<b>2</b>	<b>0</b>	<b>0</b>	<b>218</b>
217 10 RM Lipton	Male	0	3	3	9	17	16	15	2	7	10	14	25	16	14	10	8	10	3	4	1	0	187
	Female	0	1	4	10	17	15	4	4	3	15	14	20	11	7	9	6	5	7	7	0	0	159
	<b>Total</b>	<b>0</b>	<b>4</b>	<b>7</b>	<b>19</b>	<b>34</b>	<b>31</b>	<b>19</b>	<b>6</b>	<b>10</b>	<b>25</b>	<b>28</b>	<b>45</b>	<b>27</b>	<b>21</b>	<b>19</b>	<b>14</b>	<b>15</b>	<b>10</b>	<b>11</b>	<b>1</b>	<b>0</b>	<b>346</b>

*2004 Covered Population*  
**4 Regina Qu'Appelle Regional Health Authority**

Residence Code	Age Groupings																					Total	
	< 1	1 to 4	5 to 9	10 to 14	15 to 19	20 to 24	25 to 29	30 to 34	35 to 39	40 to 44	45 to 49	50 to 54	55 to 59	60 to 64	65 to 69	70 to 74	75 to 79	80 to 84	85 to 89	90 to 94	95 +		
217 50 Dysart	Male	1	12	11	11	9	9	8	12	5	6	15	8	10	7	3	9	6	4	4	0	1	151
	Female	2	6	8	8	8	5	7	8	6	12	6	11	5	8	5	11	9	6	7	3	1	142
	<b>Total</b>	<b>3</b>	<b>18</b>	<b>19</b>	<b>19</b>	<b>17</b>	<b>14</b>	<b>15</b>	<b>20</b>	<b>11</b>	<b>18</b>	<b>21</b>	<b>19</b>	<b>15</b>	<b>15</b>	<b>8</b>	<b>20</b>	<b>15</b>	<b>10</b>	<b>11</b>	<b>3</b>	<b>2</b>	<b>293</b>
217 54 Lipton	Male	3	4	14	8	16	13	8	12	8	18	9	14	13	10	3	9	12	6	5	1	0	186
	Female	2	8	8	7	14	14	5	9	15	15	10	14	14	9	4	11	12	9	7	4	0	191
	<b>Total</b>	<b>5</b>	<b>12</b>	<b>22</b>	<b>15</b>	<b>30</b>	<b>27</b>	<b>13</b>	<b>21</b>	<b>23</b>	<b>33</b>	<b>19</b>	<b>28</b>	<b>27</b>	<b>19</b>	<b>7</b>	<b>20</b>	<b>24</b>	<b>15</b>	<b>12</b>	<b>5</b>	<b>0</b>	<b>377</b>
218 10 RM Cupar	Male	0	2	11	23	21	25	11	11	9	14	23	21	20	14	10	10	12	6	1	0	0	244
	Female	0	3	13	22	18	12	6	4	9	17	25	13	21	12	12	11	9	3	1	0	0	211
	<b>Total</b>	<b>0</b>	<b>5</b>	<b>24</b>	<b>45</b>	<b>39</b>	<b>37</b>	<b>17</b>	<b>15</b>	<b>18</b>	<b>31</b>	<b>48</b>	<b>34</b>	<b>41</b>	<b>26</b>	<b>22</b>	<b>21</b>	<b>21</b>	<b>9</b>	<b>2</b>	<b>0</b>	<b>0</b>	<b>455</b>
218 30 Cupar	Male	5	17	21	26	31	22	21	23	24	25	16	19	13	10	15	12	20	15	8	2	0	345
	Female	1	13	16	15	19	17	19	18	26	16	11	19	15	19	11	19	17	30	11	3	3	318
	<b>Total</b>	<b>6</b>	<b>30</b>	<b>37</b>	<b>41</b>	<b>50</b>	<b>39</b>	<b>40</b>	<b>41</b>	<b>50</b>	<b>41</b>	<b>27</b>	<b>38</b>	<b>28</b>	<b>29</b>	<b>26</b>	<b>31</b>	<b>37</b>	<b>45</b>	<b>19</b>	<b>5</b>	<b>3</b>	<b>663</b>
218 31 Southey	Male	9	32	38	37	30	30	40	36	25	38	29	31	20	20	15	16	26	12	13	5	0	502
	Female	11	24	33	26	20	32	32	26	36	22	21	24	21	18	17	29	30	21	24	1	3	471
	<b>Total</b>	<b>20</b>	<b>56</b>	<b>71</b>	<b>63</b>	<b>50</b>	<b>62</b>	<b>72</b>	<b>62</b>	<b>61</b>	<b>60</b>	<b>50</b>	<b>55</b>	<b>41</b>	<b>38</b>	<b>32</b>	<b>45</b>	<b>56</b>	<b>33</b>	<b>37</b>	<b>6</b>	<b>3</b>	<b>973</b>
218 54 Markinch	Male	1	3	4	4	4	3	2	5	2	2	6	3	2	1	1	2	0	0	0	0	0	45
	Female	1	2	2	4	2	1	4	5	3	1	5	2	4	0	1	1	0	0	0	0	0	38
	<b>Total</b>	<b>2</b>	<b>5</b>	<b>6</b>	<b>8</b>	<b>6</b>	<b>4</b>	<b>6</b>	<b>10</b>	<b>5</b>	<b>3</b>	<b>11</b>	<b>5</b>	<b>6</b>	<b>1</b>	<b>2</b>	<b>3</b>	<b>0</b>	<b>0</b>	<b>0</b>	<b>0</b>	<b>0</b>	<b>83</b>
219 10 RM Longlaketon	Male	2	3	13	24	30	47	16	5	14	27	32	49	34	24	12	22	10	11	2	2	0	379
	Female	0	1	8	23	33	25	7	4	16	29	41	35	28	20	19	15	15	9	3	2	0	333
	<b>Total</b>	<b>2</b>	<b>4</b>	<b>21</b>	<b>47</b>	<b>63</b>	<b>72</b>	<b>23</b>	<b>9</b>	<b>30</b>	<b>56</b>	<b>73</b>	<b>84</b>	<b>62</b>	<b>44</b>	<b>31</b>	<b>37</b>	<b>25</b>	<b>20</b>	<b>5</b>	<b>4</b>	<b>0</b>	<b>712</b>
219 51 Earl Grey	Male	0	13	9	11	6	12	16	16	7	13	15	8	10	7	8	4	8	4	3	0	0	170
	Female	1	11	15	8	12	7	12	9	5	21	10	16	9	5	6	4	9	7	1	1	0	169
	<b>Total</b>	<b>1</b>	<b>24</b>	<b>24</b>	<b>19</b>	<b>18</b>	<b>19</b>	<b>28</b>	<b>25</b>	<b>12</b>	<b>34</b>	<b>25</b>	<b>24</b>	<b>19</b>	<b>12</b>	<b>14</b>	<b>8</b>	<b>17</b>	<b>11</b>	<b>4</b>	<b>1</b>	<b>0</b>	<b>339</b>
219 53 Craven	Male	2	18	36	22	31	27	19	20	23	37	33	34	26	9	6	7	8	1	0	0	0	359
	Female	5	11	23	21	29	13	15	23	26	31	33	25	22	5	7	9	2	4	3	0	0	307
	<b>Total</b>	<b>7</b>	<b>29</b>	<b>59</b>	<b>43</b>	<b>60</b>	<b>40</b>	<b>34</b>	<b>43</b>	<b>49</b>	<b>68</b>	<b>66</b>	<b>59</b>	<b>48</b>	<b>14</b>	<b>13</b>	<b>16</b>	<b>10</b>	<b>5</b>	<b>3</b>	<b>0</b>	<b>0</b>	<b>666</b>
219 56 Silton	Male	1	3	7	8	6	5	2	7	9	17	26	19	22	19	16	18	16	1	1	1	0	204
	Female	0	7	5	11	16	4	6	9	11	16	23	17	20	19	14	11	6	1	4	1	1	202
	<b>Total</b>	<b>1</b>	<b>10</b>	<b>12</b>	<b>19</b>	<b>22</b>	<b>9</b>	<b>8</b>	<b>16</b>	<b>20</b>	<b>33</b>	<b>49</b>	<b>36</b>	<b>42</b>	<b>38</b>	<b>30</b>	<b>29</b>	<b>22</b>	<b>2</b>	<b>5</b>	<b>2</b>	<b>1</b>	<b>406</b>

**2004 Covered Population**  
**4 Regina Qu'Appelle Regional Health Authority**

Residence Code	Age Groupings																					Total	
	< 1	1 to 4	5 to 9	10 to 14	15 to 19	20 to 24	25 to 29	30 to 34	35 to 39	40 to 44	45 to 49	50 to 54	55 to 59	60 to 64	65 to 69	70 to 74	75 to 79	80 to 84	85 to 89	90 to 94	95 +		
220 10 RM McKillop (7%)	Male	0	0	0	1	2	1	1	0	0	1	1	2	1	1	1	0	1	0	0	0	0	14
	Female	0	0	0	0	1	1	0	0	0	1	2	1	1	1	1	1	0	1	0	0	0	12
	<b>Total</b>	<b>0</b>	<b>0</b>	<b>0</b>	<b>1</b>	<b>3</b>	<b>3</b>	<b>1</b>	<b>1</b>	<b>0</b>	<b>1</b>	<b>3</b>	<b>3</b>	<b>2</b>	<b>2</b>	<b>2</b>	<b>1</b>	<b>2</b>	<b>1</b>	<b>0</b>	<b>0</b>	<b>0</b>	<b>26</b>
221 10 RM Sarnia (71%)	Male	0	0	3	4	6	8	5	0	3	8	13	10	8	4	9	8	1	4	0	0	0	91
	Female	0	1	5	7	4	8	2	1	4	5	9	9	6	7	9	3	3	2	1	0	0	84
	<b>Total</b>	<b>0</b>	<b>1</b>	<b>8</b>	<b>11</b>	<b>10</b>	<b>16</b>	<b>7</b>	<b>1</b>	<b>7</b>	<b>13</b>	<b>21</b>	<b>18</b>	<b>13</b>	<b>11</b>	<b>17</b>	<b>11</b>	<b>4</b>	<b>6</b>	<b>1</b>	<b>0</b>	<b>0</b>	<b>175</b>
221 51 Dilke	Male	1	2	6	4	3	4	2	3	1	4	5	12	4	10	13	3	4	0	0	0	0	81
	Female	0	2	3	3	3	3	5	3	4	2	4	11	6	6	11	6	5	1	2	1	0	81
	<b>Total</b>	<b>1</b>	<b>4</b>	<b>9</b>	<b>7</b>	<b>6</b>	<b>7</b>	<b>7</b>	<b>6</b>	<b>5</b>	<b>6</b>	<b>9</b>	<b>23</b>	<b>10</b>	<b>16</b>	<b>24</b>	<b>9</b>	<b>9</b>	<b>1</b>	<b>2</b>	<b>1</b>	<b>0</b>	<b>162</b>
221 52 Holdfast	Male	0	3	7	5	12	4	6	2	3	14	12	6	5	4	3	3	7	4	2	4	0	106
	Female	0	3	7	8	13	7	4	4	4	9	6	6	8	1	6	9	6	5	4	4	1	115
	<b>Total</b>	<b>0</b>	<b>6</b>	<b>14</b>	<b>13</b>	<b>25</b>	<b>11</b>	<b>10</b>	<b>6</b>	<b>7</b>	<b>23</b>	<b>18</b>	<b>12</b>	<b>13</b>	<b>5</b>	<b>9</b>	<b>12</b>	<b>13</b>	<b>9</b>	<b>6</b>	<b>8</b>	<b>1</b>	<b>221</b>
221 53 Penzance	Male	0	0	3	0	3	2	2	1	1	3	5	2	1	0	1	1	1	0	0	0	0	26
	Female	0	1	0	2	2	4	0	0	2	2	3	2	0	1	1	2	1	0	1	0	0	24
	<b>Total</b>	<b>0</b>	<b>1</b>	<b>3</b>	<b>2</b>	<b>5</b>	<b>6</b>	<b>2</b>	<b>1</b>	<b>3</b>	<b>5</b>	<b>8</b>	<b>4</b>	<b>1</b>	<b>1</b>	<b>2</b>	<b>3</b>	<b>2</b>	<b>0</b>	<b>1</b>	<b>0</b>	<b>0</b>	<b>50</b>
247 10 RM Kellross	Male	1	3	6	6	13	14	11	7	5	7	17	28	19	21	14	10	9	7	5	1	0	204
	Female	0	2	4	11	14	11	8	1	5	11	14	20	26	10	10	11	7	5	4	0	0	174
	<b>Total</b>	<b>1</b>	<b>5</b>	<b>10</b>	<b>17</b>	<b>27</b>	<b>25</b>	<b>19</b>	<b>8</b>	<b>10</b>	<b>18</b>	<b>31</b>	<b>48</b>	<b>45</b>	<b>31</b>	<b>24</b>	<b>21</b>	<b>16</b>	<b>12</b>	<b>9</b>	<b>1</b>	<b>0</b>	<b>378</b>
247 51 Kelliher	Male	1	6	11	10	11	12	13	8	9	9	13	14	9	5	10	2	6	12	4	1	0	166
	Female	2	10	12	6	16	14	13	12	6	13	9	13	9	10	4	9	16	11	8	3	2	198
	<b>Total</b>	<b>3</b>	<b>16</b>	<b>23</b>	<b>16</b>	<b>27</b>	<b>26</b>	<b>26</b>	<b>20</b>	<b>15</b>	<b>22</b>	<b>22</b>	<b>27</b>	<b>18</b>	<b>15</b>	<b>14</b>	<b>11</b>	<b>22</b>	<b>23</b>	<b>12</b>	<b>4</b>	<b>2</b>	<b>364</b>
247 52 Leross	Male	0	2	2	6	2	2	5	2	3	3	6	5	2	1	1	1	3	2	1	0	0	49
	Female	1	1	2	2	4	4	0	5	3	3	5	5	1	2	1	1	2	4	1	0	0	47
	<b>Total</b>	<b>1</b>	<b>3</b>	<b>4</b>	<b>8</b>	<b>6</b>	<b>6</b>	<b>5</b>	<b>7</b>	<b>6</b>	<b>6</b>	<b>11</b>	<b>10</b>	<b>3</b>	<b>3</b>	<b>2</b>	<b>2</b>	<b>5</b>	<b>6</b>	<b>2</b>	<b>0</b>	<b>0</b>	<b>96</b>
247 53 Lestock	Male	1	3	8	3	2	6	6	2	8	8	5	7	2	4	4	6	5	2	0	0	0	82
	Female	0	5	6	5	6	3	3	4	7	5	5	1	1	6	9	5	5	3	3	0	0	82
	<b>Total</b>	<b>1</b>	<b>8</b>	<b>14</b>	<b>8</b>	<b>8</b>	<b>9</b>	<b>9</b>	<b>6</b>	<b>15</b>	<b>13</b>	<b>10</b>	<b>8</b>	<b>3</b>	<b>10</b>	<b>13</b>	<b>11</b>	<b>10</b>	<b>5</b>	<b>3</b>	<b>0</b>	<b>0</b>	<b>164</b>
248 10 RM Touchwood	Male	1	3	5	4	11	7	5	4	7	8	5	18	10	9	9	9	5	6	1	0	0	127
	Female	1	1	3	7	13	12	4	6	1	5	13	10	13	10	7	6	2	1	1	0	0	116
	<b>Total</b>	<b>2</b>	<b>4</b>	<b>8</b>	<b>11</b>	<b>24</b>	<b>19</b>	<b>9</b>	<b>10</b>	<b>8</b>	<b>13</b>	<b>18</b>	<b>28</b>	<b>23</b>	<b>19</b>	<b>16</b>	<b>15</b>	<b>7</b>	<b>7</b>	<b>2</b>	<b>0</b>	<b>0</b>	<b>243</b>

**2004 Covered Population**  
**4 Regina Qu'Appelle Regional Health Authority**

Residence Code	Age Groupings																				Total		
	< 1	1 to 4	5 to 9	10 to 14	15 to 19	20 to 24	25 to 29	30 to 34	35 to 39	40 to 44	45 to 49	50 to 54	55 to 59	60 to 64	65 to 69	70 to 74	75 to 79	80 to 84	85 to 89	90 to 94		95 +	
251 10 RM Big Arm	Male	2	1	5	8	13	13	5	0	4	13	17	10	7	6	3	6	5	5	3	0	0	126
	Female	1	1	3	7	12	10	3	0	9	9	15	11	5	4	7	8	4	1	1	1	0	112
	<b>Total</b>	<b>3</b>	<b>2</b>	<b>8</b>	<b>15</b>	<b>25</b>	<b>23</b>	<b>8</b>	<b>0</b>	<b>13</b>	<b>22</b>	<b>32</b>	<b>21</b>	<b>12</b>	<b>10</b>	<b>10</b>	<b>14</b>	<b>9</b>	<b>6</b>	<b>4</b>	<b>1</b>	<b>0</b>	<b>238</b>
251 30 Imperial	Male	2	7	9	10	15	7	13	6	10	12	9	17	10	12	8	6	16	3	5	4	0	181
	Female	3	9	11	15	8	6	11	6	8	13	10	15	11	10	8	8	10	12	12	3	0	189
	<b>Total</b>	<b>5</b>	<b>16</b>	<b>20</b>	<b>25</b>	<b>23</b>	<b>13</b>	<b>24</b>	<b>12</b>	<b>18</b>	<b>25</b>	<b>19</b>	<b>32</b>	<b>21</b>	<b>22</b>	<b>16</b>	<b>14</b>	<b>26</b>	<b>15</b>	<b>17</b>	<b>7</b>	<b>0</b>	<b>370</b>
251 52 Liberty	Male	0	1	4	0	1	4	4	3	1	3	1	2	5	4	3	3	2	3	1	0	1	46
	Female	0	1	4	3	2	1	2	5	0	2	2	3	4	3	2	4	6	3	3	1	0	51
	<b>Total</b>	<b>0</b>	<b>2</b>	<b>8</b>	<b>3</b>	<b>3</b>	<b>5</b>	<b>6</b>	<b>8</b>	<b>1</b>	<b>5</b>	<b>3</b>	<b>5</b>	<b>9</b>	<b>7</b>	<b>5</b>	<b>7</b>	<b>8</b>	<b>6</b>	<b>4</b>	<b>1</b>	<b>1</b>	<b>97</b>
277 10 RM Emerald (50%)	Male	1	5	5	11	16	11	8	8	9	11	12	12	11	14	16	8	9	4	4	1	0	170
	Female	0	8	9	10	9	10	7	8	8	9	12	10	14	10	11	10	4	5	5	2	1	156
	<b>Total</b>	<b>1</b>	<b>12</b>	<b>13</b>	<b>21</b>	<b>25</b>	<b>21</b>	<b>15</b>	<b>16</b>	<b>17</b>	<b>19</b>	<b>24</b>	<b>21</b>	<b>24</b>	<b>24</b>	<b>26</b>	<b>17</b>	<b>13</b>	<b>9</b>	<b>8</b>	<b>3</b>	<b>1</b>	<b>326</b>
279 10 RM Mount Hope (27%)	Male	0	1	3	7	6	11	6	4	6	5	11	10	7	6	6	6	4	3	1	0	0	104
	Female	0	1	1	2	8	8	2	2	2	6	10	8	5	8	4	5	4	3	2	0	0	82
	<b>Total</b>	<b>0</b>	<b>2</b>	<b>4</b>	<b>9</b>	<b>15</b>	<b>19</b>	<b>8</b>	<b>6</b>	<b>8</b>	<b>11</b>	<b>21</b>	<b>18</b>	<b>12</b>	<b>15</b>	<b>10</b>	<b>11</b>	<b>8</b>	<b>6</b>	<b>2</b>	<b>0</b>	<b>0</b>	<b>186</b>
279 30 Raymore	Male	4	21	20	26	32	39	19	13	19	24	21	34	23	9	6	12	10	16	8	6	2	364
	Female	4	12	18	20	22	25	20	14	17	29	28	29	20	6	11	12	21	17	20	5	2	352
	<b>Total</b>	<b>8</b>	<b>33</b>	<b>38</b>	<b>46</b>	<b>54</b>	<b>64</b>	<b>39</b>	<b>27</b>	<b>36</b>	<b>53</b>	<b>49</b>	<b>63</b>	<b>43</b>	<b>15</b>	<b>17</b>	<b>24</b>	<b>31</b>	<b>33</b>	<b>28</b>	<b>11</b>	<b>4</b>	<b>716</b>
279 51 Punnichy	Male	0	5	6	8	5	1	2	10	5	1	5	9	3	11	5	6	6	5	2	1	2	98
	Female	0	6	6	3	5	4	3	3	5	4	3	5	7	10	3	9	4	4	6	3	1	94
	<b>Total</b>	<b>0</b>	<b>11</b>	<b>12</b>	<b>11</b>	<b>10</b>	<b>5</b>	<b>5</b>	<b>13</b>	<b>10</b>	<b>5</b>	<b>8</b>	<b>14</b>	<b>10</b>	<b>21</b>	<b>8</b>	<b>15</b>	<b>10</b>	<b>9</b>	<b>8</b>	<b>4</b>	<b>3</b>	<b>192</b>
279 53 Quinton	Male	0	0	0	1	0	4	0	2	3	3	1	4	0	1	2	3	2	3	1	2	0	32
	Female	1	2	4	1	0	2	2	0	2	3	2	4	3	3	2	1	4	4	2	0	0	42
	<b>Total</b>	<b>1</b>	<b>2</b>	<b>4</b>	<b>2</b>	<b>0</b>	<b>6</b>	<b>2</b>	<b>2</b>	<b>5</b>	<b>6</b>	<b>3</b>	<b>8</b>	<b>3</b>	<b>4</b>	<b>4</b>	<b>4</b>	<b>6</b>	<b>7</b>	<b>3</b>	<b>2</b>	<b>0</b>	<b>74</b>
280 10 RM Wreford (17%)	Male	0	0	0	1	2	2	2	0	0	2	1	2	2	1	1	1	1	0	0	0	0	17
	Female	0	0	0	2	1	1	1	1	0	1	2	1	1	2	1	1	1	0	0	0	0	15
	<b>Total</b>	<b>0</b>	<b>1</b>	<b>1</b>	<b>3</b>	<b>3</b>	<b>3</b>	<b>2</b>	<b>1</b>	<b>0</b>	<b>3</b>	<b>3</b>	<b>3</b>	<b>3</b>	<b>3</b>	<b>2</b>	<b>2</b>	<b>1</b>	<b>0</b>	<b>0</b>	<b>0</b>	<b>0</b>	<b>32</b>
281 10 RM Wood Creek (33%)	Male	0	1	1	4	5	6	1	0	2	2	5	7	2	4	3	3	1	2	1	0	0	47
	Female	0	0	1	5	5	3	1	0	2	4	4	3	3	3	3	2	1	1	0	0	0	39
	<b>Total</b>	<b>0</b>	<b>1</b>	<b>2</b>	<b>9</b>	<b>10</b>	<b>8</b>	<b>3</b>	<b>0</b>	<b>4</b>	<b>6</b>	<b>9</b>	<b>10</b>	<b>5</b>	<b>7</b>	<b>5</b>	<b>5</b>	<b>2</b>	<b>2</b>	<b>1</b>	<b>0</b>	<b>0</b>	<b>86</b>

**2004 Covered Population**  
**4 Regina Qu'Appelle Regional Health Authority**

Residence Code	Age Groupings																					Total	
	< 1	1 to 4	5 to 9	10 to 14	15 to 19	20 to 24	25 to 29	30 to 34	35 to 39	40 to 44	45 to 49	50 to 54	55 to 59	60 to 64	65 to 69	70 to 74	75 to 79	80 to 84	85 to 89	90 to 94	95 +		
281 51 Simpson	Male	0	1	6	3	7	6	2	6	6	7	8	2	4	9	2	4	8	7	2	0	0	90
	Female	1	2	3	8	5	4	3	5	6	6	2	5	7	7	5	2	3	5	2	1	0	82
	<b>Total</b>	<b>1</b>	<b>3</b>	<b>9</b>	<b>11</b>	<b>12</b>	<b>10</b>	<b>5</b>	<b>11</b>	<b>12</b>	<b>13</b>	<b>10</b>	<b>7</b>	<b>11</b>	<b>16</b>	<b>7</b>	<b>6</b>	<b>11</b>	<b>12</b>	<b>4</b>	<b>1</b>	<b>0</b>	<b>172</b>
731 84 Ochapowace First Nation	Male	8	21	30	34	29	29	16	16	16	16	18	10	6	3	2	3	2	0	0	0	0	257
	Female	11	27	19	43	32	22	13	13	21	19	10	16	12	4	3	6	2	0	0	0	0	272
	<b>Total</b>	<b>19</b>	<b>47</b>	<b>49</b>	<b>77</b>	<b>61</b>	<b>51</b>	<b>29</b>	<b>28</b>	<b>37</b>	<b>34</b>	<b>28</b>	<b>26</b>	<b>18</b>	<b>7</b>	<b>5</b>	<b>9</b>	<b>4</b>	<b>0</b>	<b>0</b>	<b>0</b>	<b>0</b>	<b>528</b>
732 84 Kahkewistahaw First Nation	Male	3	13	27	28	22	12	12	22	20	14	4	6	7	3	6	2	2	0	0	0	0	205
	Female	8	14	30	33	22	9	16	18	25	10	7	15	4	4	6	1	3	0	0	0	0	227
	<b>Total</b>	<b>11</b>	<b>27</b>	<b>57</b>	<b>62</b>	<b>45</b>	<b>22</b>	<b>28</b>	<b>41</b>	<b>45</b>	<b>24</b>	<b>11</b>	<b>21</b>	<b>11</b>	<b>7</b>	<b>12</b>	<b>3</b>	<b>5</b>	<b>0</b>	<b>0</b>	<b>0</b>	<b>0</b>	<b>432</b>
733 84 Cowessess First Nation	Male	9	27	44	39	58	40	22	27	36	25	24	20	24	12	12	10	2	2	1	0	0	436
	Female	11	24	44	46	54	27	29	31	30	30	27	28	13	24	9	4	5	4	1	0	0	441
	<b>Total</b>	<b>21</b>	<b>51</b>	<b>88</b>	<b>85</b>	<b>112</b>	<b>66</b>	<b>50</b>	<b>59</b>	<b>66</b>	<b>55</b>	<b>51</b>	<b>48</b>	<b>38</b>	<b>36</b>	<b>21</b>	<b>14</b>	<b>7</b>	<b>6</b>	<b>2</b>	<b>0</b>	<b>0</b>	<b>877</b>
734 84 Sakimay First Nation	Male	0	8	9	17	15	6	4	5	10	5	8	8	4	1	2	3	1	1	0	0	0	105
	Female	3	5	4	14	19	8	6	6	5	12	4	5	5	2	4	1	2	1	0	1	0	105
	<b>Total</b>	<b>3</b>	<b>12</b>	<b>12</b>	<b>32</b>	<b>34</b>	<b>14</b>	<b>10</b>	<b>11</b>	<b>14</b>	<b>17</b>	<b>12</b>	<b>13</b>	<b>9</b>	<b>3</b>	<b>6</b>	<b>4</b>	<b>3</b>	<b>2</b>	<b>0</b>	<b>1</b>	<b>0</b>	<b>210</b>
770 84 Piapot First Nation	Male	8	21	14	29	35	27	10	14	14	20	26	20	4	4	3	4	2	4	1	1	0	261
	Female	6	16	20	30	33	13	12	9	13	20	15	9	6	5	5	7	1	1	0	1	0	222
	<b>Total</b>	<b>14</b>	<b>37</b>	<b>34</b>	<b>59</b>	<b>68</b>	<b>40</b>	<b>22</b>	<b>23</b>	<b>27</b>	<b>40</b>	<b>41</b>	<b>29</b>	<b>10</b>	<b>9</b>	<b>8</b>	<b>11</b>	<b>3</b>	<b>5</b>	<b>1</b>	<b>2</b>	<b>0</b>	<b>483</b>
771 84 Muscowpetung First Nation	Male	5	11	27	30	26	24	20	14	24	20	11	7	9	5	5	5	2	0	0	0	0	246
	Female	7	20	26	37	33	17	14	16	16	15	14	14	11	6	6	3	3	1	0	0	0	258
	<b>Total</b>	<b>12</b>	<b>31</b>	<b>53</b>	<b>67</b>	<b>60</b>	<b>41</b>	<b>34</b>	<b>30</b>	<b>40</b>	<b>35</b>	<b>24</b>	<b>21</b>	<b>20</b>	<b>11</b>	<b>10</b>	<b>8</b>	<b>5</b>	<b>1</b>	<b>0</b>	<b>0</b>	<b>0</b>	<b>503</b>
772 84 Pasqua First Nation	Male	11	33	40	71	43	21	20	18	30	23	15	18	10	6	8	7	2	2	0	2	0	379
	Female	8	26	40	50	50	35	19	18	35	23	14	13	13	7	8	4	3	1	1	1	0	370
	<b>Total</b>	<b>19</b>	<b>59</b>	<b>80</b>	<b>121</b>	<b>93</b>	<b>56</b>	<b>39</b>	<b>36</b>	<b>65</b>	<b>46</b>	<b>30</b>	<b>31</b>	<b>23</b>	<b>12</b>	<b>16</b>	<b>11</b>	<b>5</b>	<b>3</b>	<b>2</b>	<b>3</b>	<b>0</b>	<b>749</b>
773 84 Carry the Kettle First Nation	Male	10	27	42	58	48	27	28	28	31	31	21	18	11	7	6	12	6	0	0	0	0	411
	Female	1	23	46	44	48	27	31	18	29	29	17	17	14	11	9	11	2	1	1	1	1	381
	<b>Total</b>	<b>11</b>	<b>50</b>	<b>88</b>	<b>102</b>	<b>96</b>	<b>54</b>	<b>59</b>	<b>46</b>	<b>60</b>	<b>60</b>	<b>38</b>	<b>35</b>	<b>25</b>	<b>18</b>	<b>15</b>	<b>23</b>	<b>8</b>	<b>1</b>	<b>1</b>	<b>1</b>	<b>1</b>	<b>792</b>
774 84 Little Black Bear First Nation	Male	1	5	4	15	8	4	5	4	4	6	7	4	1	3	1	1	0	0	0	0	0	72
	Female	2	9	9	9	8	2	4	5	8	2	4	1	2	2	3	1	0	0	1	0	0	73
	<b>Total</b>	<b>3</b>	<b>14</b>	<b>13</b>	<b>24</b>	<b>15</b>	<b>7</b>	<b>10</b>	<b>9</b>	<b>12</b>	<b>8</b>	<b>11</b>	<b>5</b>	<b>3</b>	<b>5</b>	<b>4</b>	<b>2</b>	<b>0</b>	<b>0</b>	<b>1</b>	<b>0</b>	<b>0</b>	<b>145</b>

**2004 Covered Population**  
**4 Regina Qu'Appelle Regional Health Authority**

Residence Code	Age Groupings																				Total	
	< 1	1 to 4	5 to 9	10 to 14	15 to 19	20 to 24	25 to 29	30 to 34	35 to 39	40 to 44	45 to 49	50 to 54	55 to 59	60 to 64	65 to 69	70 to 74	75 to 79	80 to 84	85 to 89	90 to 94		95 +
<b>775 84 Star Blanket Cree Nation</b>																						
Male	1	4	13	17	16	13	5	7	5	9	6	4	4	4	2	1	2	0	1	0	0	
Female	3	6	6	12	13	4	4	8	11	7	5	2	6	2	2	2	3	1	1	0	0	
<b>Total</b>	<b>3</b>	<b>10</b>	<b>19</b>	<b>29</b>	<b>29</b>	<b>17</b>	<b>8</b>	<b>15</b>	<b>15</b>	<b>16</b>	<b>12</b>	<b>6</b>	<b>11</b>	<b>6</b>	<b>4</b>	<b>3</b>	<b>5</b>	<b>1</b>	<b>2</b>	<b>0</b>	<b>0</b>	
<b>776 84 Okanese First Nation</b>																						
Male	4	11	11	13	14	8	3	8	9	5	2	0	2	2	4	0	1	0	0	0	0	
Female	0	7	7	15	3	9	5	6	4	3	3	5	3	1	1	1	2	0	0	0	0	
<b>Total</b>	<b>5</b>	<b>18</b>	<b>18</b>	<b>28</b>	<b>18</b>	<b>18</b>	<b>9</b>	<b>14</b>	<b>13</b>	<b>8</b>	<b>5</b>	<b>5</b>	<b>5</b>	<b>3</b>	<b>5</b>	<b>1</b>	<b>3</b>	<b>0</b>	<b>0</b>	<b>0</b>	<b>0</b>	
<b>777 84 Peepeekisis First Nation</b>																						
Male	7	16	38	44	32	19	24	33	23	19	17	8	21	14	13	7	2	1	1	0	0	
Female	4	24	28	42	27	12	23	22	18	25	16	15	15	10	4	2	4	5	3	0	0	
<b>Total</b>	<b>11</b>	<b>39</b>	<b>66</b>	<b>86</b>	<b>59</b>	<b>30</b>	<b>47</b>	<b>55</b>	<b>41</b>	<b>43</b>	<b>32</b>	<b>23</b>	<b>35</b>	<b>24</b>	<b>17</b>	<b>9</b>	<b>6</b>	<b>6</b>	<b>4</b>	<b>0</b>	<b>0</b>	
<b>778 84 Standing Buffalo Dakota First Nation</b>																						
Male	13	31	43	45	53	31	23	23	27	14	14	12	10	5	6	1	3	1	0	1	0	
Female	10	28	39	42	42	35	18	32	33	21	15	18	11	9	7	2	5	2	2	0	1	
<b>Total</b>	<b>23</b>	<b>59</b>	<b>82</b>	<b>87</b>	<b>96</b>	<b>66</b>	<b>41</b>	<b>55</b>	<b>59</b>	<b>36</b>	<b>29</b>	<b>30</b>	<b>21</b>	<b>14</b>	<b>13</b>	<b>3</b>	<b>8</b>	<b>3</b>	<b>3</b>	<b>1</b>	<b>1</b>	
<b>780 84 Muskowekwan First Nation</b>																						
Male	6	16	26	30	20	19	16	11	9	17	13	13	9	4	0	2	2	1	0	0	0	
Female	4	17	32	27	27	15	23	13	18	22	10	5	10	5	9	6	3	0	3	1	0	
<b>Total</b>	<b>10</b>	<b>33</b>	<b>58</b>	<b>57</b>	<b>47</b>	<b>34</b>	<b>39</b>	<b>24</b>	<b>27</b>	<b>39</b>	<b>23</b>	<b>18</b>	<b>19</b>	<b>9</b>	<b>9</b>	<b>8</b>	<b>5</b>	<b>1</b>	<b>3</b>	<b>1</b>	<b>0</b>	
<b>781 84 Gordon First Nation</b>																						
Male	12	46	57	83	54	35	24	35	30	25	29	18	10	12	12	4	6	2	1	0	0	
Female	6	39	59	70	53	28	32	31	33	24	19	26	9	8	9	8	5	6	2	0	0	
<b>Total</b>	<b>18</b>	<b>85</b>	<b>116</b>	<b>153</b>	<b>107</b>	<b>63</b>	<b>56</b>	<b>66</b>	<b>64</b>	<b>48</b>	<b>47</b>	<b>43</b>	<b>19</b>	<b>20</b>	<b>21</b>	<b>12</b>	<b>11</b>	<b>8</b>	<b>3</b>	<b>0</b>	<b>0</b>	
<b>782 84 Kawacatoose First Nation</b>																						
Male	16	41	51	60	42	37	29	28	24	27	16	16	15	7	4	3	3	3	1	0	0	
Female	20	49	51	66	42	38	19	39	28	23	17	8	10	7	10	3	2	2	1	0	0	
<b>Total</b>	<b>36</b>	<b>91</b>	<b>101</b>	<b>126</b>	<b>83</b>	<b>76</b>	<b>48</b>	<b>67</b>	<b>52</b>	<b>50</b>	<b>33</b>	<b>24</b>	<b>25</b>	<b>14</b>	<b>14</b>	<b>6</b>	<b>5</b>	<b>5</b>	<b>2</b>	<b>0</b>	<b>0</b>	
<b>783 84 Day Star First Nation</b>																						
Male	1	5	8	10	10	11	3	6	7	7	9	5	4	3	2	1	2	2	0	0	0	
Female	0	1	6	9	9	7	1	4	7	6	6	3	1	3	3	0	1	1	0	0	0	
<b>Total</b>	<b>1</b>	<b>5</b>	<b>14</b>	<b>20</b>	<b>19</b>	<b>17</b>	<b>4</b>	<b>10</b>	<b>14</b>	<b>13</b>	<b>15</b>	<b>8</b>	<b>5</b>	<b>6</b>	<b>5</b>	<b>1</b>	<b>3</b>	<b>3</b>	<b>0</b>	<b>0</b>	<b>0</b>	
<b>Total Covered Population</b>																						
<b>4 Regina Qu'Appelle Regional Health Authority</b>																						
Male	1,409	5,672	7,659	8,981	9,502	9,587	8,580	7,855	8,496	10,099	9,600	8,225	6,636	4,787	4,057	3,604	2,987	1,949	979	339	76	
Female	1,335	5,417	7,371	8,528	9,086	9,271	8,421	7,784	8,431	10,117	9,832	8,277	6,742	5,075	4,382	4,225	3,788	3,277	2,133	944	271	
<b>Total</b>	<b>2,744</b>	<b>11,090</b>	<b>15,030</b>	<b>17,509</b>	<b>18,588</b>	<b>18,857</b>	<b>17,000</b>	<b>15,639</b>	<b>16,927</b>	<b>20,216</b>	<b>19,432</b>	<b>16,503</b>	<b>13,378</b>	<b>9,861</b>	<b>8,439</b>	<b>7,829</b>	<b>6,775</b>	<b>5,227</b>	<b>3,113</b>	<b>1,282</b>	<b>346</b>	

**2004 Covered Population**  
**5 Sunrise Regional Health Authority**

Residence Code	Age Groupings																					Total	
	< 1	1 to 4	5 to 9	10 to 14	15 to 19	20 to 24	25 to 29	30 to 34	35 to 39	40 to 44	45 to 49	50 to 54	55 to 59	60 to 64	65 to 69	70 to 74	75 to 79	80 to 84	85 to 89	90 to 94	95 +		
152 10 RM Spy Hill	Male	2	4	2	12	13	19	10	8	6	9	19	23	18	14	8	15	5	5	1	0	1	194
	Female	0	4	8	3	14	13	4	3	6	15	21	26	13	11	12	7	5	0	2	1	1	169
	<b>Total</b>	<b>2</b>	<b>8</b>	<b>10</b>	<b>15</b>	<b>27</b>	<b>32</b>	<b>14</b>	<b>11</b>	<b>12</b>	<b>24</b>	<b>40</b>	<b>49</b>	<b>31</b>	<b>25</b>	<b>20</b>	<b>22</b>	<b>10</b>	<b>5</b>	<b>3</b>	<b>1</b>	<b>2</b>	<b>363</b>
152 52 Gerald	Male	3	6	9	8	8	9	2	4	4	9	6	7	4	4	2	1	0	0	1	0	0	87
	Female	0	5	2	4	6	5	5	3	5	9	4	5	3	3	2	0	1	1	3	0	0	66
	<b>Total</b>	<b>3</b>	<b>11</b>	<b>11</b>	<b>12</b>	<b>14</b>	<b>14</b>	<b>7</b>	<b>7</b>	<b>9</b>	<b>18</b>	<b>10</b>	<b>12</b>	<b>7</b>	<b>7</b>	<b>4</b>	<b>1</b>	<b>1</b>	<b>1</b>	<b>4</b>	<b>0</b>	<b>0</b>	<b>153</b>
152 54 Spy Hill	Male	1	3	8	6	5	5	9	6	6	10	12	6	8	8	13	5	9	2	0	1	1	124
	Female	0	4	5	5	5	9	7	4	8	5	7	7	8	14	9	1	4	1	3	4	0	110
	<b>Total</b>	<b>1</b>	<b>7</b>	<b>13</b>	<b>11</b>	<b>10</b>	<b>14</b>	<b>16</b>	<b>10</b>	<b>14</b>	<b>15</b>	<b>19</b>	<b>13</b>	<b>16</b>	<b>22</b>	<b>22</b>	<b>6</b>	<b>13</b>	<b>3</b>	<b>3</b>	<b>5</b>	<b>1</b>	<b>234</b>
152 55 Tantallon	Male	0	3	4	2	5	5	7	4	1	8	9	4	2	3	6	3	0	0	0	0	0	66
	Female	0	0	2	4	3	6	2	1	5	4	4	4	4	4	4	3	2	0	2	0	0	54
	<b>Total</b>	<b>0</b>	<b>3</b>	<b>6</b>	<b>6</b>	<b>8</b>	<b>11</b>	<b>9</b>	<b>5</b>	<b>6</b>	<b>12</b>	<b>13</b>	<b>8</b>	<b>6</b>	<b>7</b>	<b>10</b>	<b>6</b>	<b>2</b>	<b>0</b>	<b>2</b>	<b>0</b>	<b>0</b>	<b>120</b>
181 10 RM Langenburg	Male	1	9	9	17	33	28	23	11	14	21	35	28	28	21	18	13	2	5	3	2	0	321
	Female	1	8	16	16	24	33	9	14	3	27	32	28	25	19	14	5	5	1	4	0	0	284
	<b>Total</b>	<b>2</b>	<b>17</b>	<b>25</b>	<b>33</b>	<b>57</b>	<b>61</b>	<b>32</b>	<b>25</b>	<b>17</b>	<b>48</b>	<b>67</b>	<b>56</b>	<b>53</b>	<b>40</b>	<b>32</b>	<b>18</b>	<b>7</b>	<b>6</b>	<b>7</b>	<b>2</b>	<b>0</b>	<b>605</b>
181 30 Langenburg	Male	5	26	34	34	29	30	28	22	38	42	29	26	36	29	31	30	28	24	19	7	2	549
	Female	4	28	33	27	29	21	25	27	43	33	30	30	40	33	37	30	30	29	28	20	7	584
	<b>Total</b>	<b>9</b>	<b>54</b>	<b>67</b>	<b>61</b>	<b>58</b>	<b>51</b>	<b>53</b>	<b>49</b>	<b>81</b>	<b>75</b>	<b>59</b>	<b>56</b>	<b>76</b>	<b>62</b>	<b>68</b>	<b>60</b>	<b>58</b>	<b>53</b>	<b>47</b>	<b>27</b>	<b>9</b>	<b>1,133</b>
181 50 Yarbo	Male	0	1	1	2	3	1	1	0	4	2	6	2	1	2	1	1	2	1	0	0	0	31
	Female	0	0	2	3	1	2	1	2	2	4	3	0	1	2	1	1	0	0	0	0	0	25
	<b>Total</b>	<b>0</b>	<b>1</b>	<b>3</b>	<b>5</b>	<b>4</b>	<b>3</b>	<b>2</b>	<b>2</b>	<b>6</b>	<b>6</b>	<b>9</b>	<b>2</b>	<b>2</b>	<b>4</b>	<b>2</b>	<b>2</b>	<b>2</b>	<b>1</b>	<b>0</b>	<b>0</b>	<b>0</b>	<b>56</b>
183 10 RM Fertile Belt	Male	1	3	16	23	32	30	16	6	26	32	38	40	22	38	23	19	17	16	2	1	1	402
	Female	1	7	13	25	37	21	8	11	23	29	38	26	36	24	17	18	17	8	2	0	0	361
	<b>Total</b>	<b>2</b>	<b>10</b>	<b>29</b>	<b>48</b>	<b>69</b>	<b>51</b>	<b>24</b>	<b>17</b>	<b>49</b>	<b>61</b>	<b>76</b>	<b>66</b>	<b>58</b>	<b>62</b>	<b>40</b>	<b>37</b>	<b>34</b>	<b>24</b>	<b>4</b>	<b>1</b>	<b>1</b>	<b>763</b>
183 30 Esterhazy	Male	9	48	58	80	93	83	75	72	87	97	111	79	77	76	60	53	42	34	19	7	1	1,261
	Female	9	39	75	80	112	87	63	68	88	103	108	73	96	80	73	56	53	67	40	23	3	1,396
	<b>Total</b>	<b>18</b>	<b>87</b>	<b>133</b>	<b>160</b>	<b>205</b>	<b>170</b>	<b>138</b>	<b>140</b>	<b>175</b>	<b>200</b>	<b>219</b>	<b>152</b>	<b>173</b>	<b>156</b>	<b>133</b>	<b>109</b>	<b>95</b>	<b>101</b>	<b>59</b>	<b>30</b>	<b>4</b>	<b>2,657</b>
183 50 Atwater	Male	0	2	2	0	1	2	4	3	1	1	0	2	1	3	1	0	0	0	0	0	0	23
	Female	0	2	3	0	0	1	4	1	2	0	1	1	1	2	0	0	1	1	0	0	0	20
	<b>Total</b>	<b>0</b>	<b>4</b>	<b>5</b>	<b>0</b>	<b>1</b>	<b>3</b>	<b>8</b>	<b>4</b>	<b>3</b>	<b>1</b>	<b>1</b>	<b>3</b>	<b>2</b>	<b>5</b>	<b>1</b>	<b>0</b>	<b>1</b>	<b>1</b>	<b>0</b>	<b>0</b>	<b>0</b>	<b>43</b>



**2004 Covered Population**  
**5 Sunrise Regional Health Authority**

Residence Code	Age Groupings																					Total	
	< 1	1 to 4	5 to 9	10 to 14	15 to 19	20 to 24	25 to 29	30 to 34	35 to 39	40 to 44	45 to 49	50 to 54	55 to 59	60 to 64	65 to 69	70 to 74	75 to 79	80 to 84	85 to 89	90 to 94	95 +		
183 51 Bangor	Male	0	0	2	1	2	1	1	2	3	2	3	1	3	3	0	3	0	1	1	0	0	29
	Female	0	1	5	4	1	0	0	1	5	1	3	1	3	2	0	1	1	1	2	1	2	35
	<b>Total</b>	<b>0</b>	<b>1</b>	<b>7</b>	<b>5</b>	<b>3</b>	<b>1</b>	<b>1</b>	<b>3</b>	<b>8</b>	<b>3</b>	<b>6</b>	<b>2</b>	<b>6</b>	<b>5</b>	<b>0</b>	<b>4</b>	<b>1</b>	<b>2</b>	<b>3</b>	<b>1</b>	<b>2</b>	<b>64</b>
183 54 Stockholm	Male	1	8	7	11	17	13	12	10	9	15	22	12	11	5	9	7	7	8	2	1	0	187
	Female	3	4	14	9	19	18	8	7	12	15	16	11	10	5	5	13	10	10	3	4	0	196
	<b>Total</b>	<b>4</b>	<b>12</b>	<b>21</b>	<b>20</b>	<b>36</b>	<b>31</b>	<b>20</b>	<b>17</b>	<b>21</b>	<b>30</b>	<b>38</b>	<b>23</b>	<b>21</b>	<b>10</b>	<b>14</b>	<b>20</b>	<b>17</b>	<b>18</b>	<b>5</b>	<b>5</b>	<b>0</b>	<b>383</b>
184 10 RM Grayson	Male	0	2	3	20	30	19	23	3	7	13	20	29	20	26	19	13	6	5	2	1	1	262
	Female	1	2	3	19	20	16	7	1	10	21	16	32	15	18	17	8	6	3	1	0	0	216
	<b>Total</b>	<b>1</b>	<b>4</b>	<b>6</b>	<b>39</b>	<b>50</b>	<b>35</b>	<b>30</b>	<b>4</b>	<b>17</b>	<b>34</b>	<b>36</b>	<b>61</b>	<b>35</b>	<b>44</b>	<b>36</b>	<b>21</b>	<b>12</b>	<b>8</b>	<b>3</b>	<b>1</b>	<b>1</b>	<b>478</b>
184 50 Dubuc	Male	1	2	2	1	3	0	1	5	0	4	0	2	0	3	3	2	4	4	1	0	0	38
	Female	0	2	4	3	2	1	1	2	2	4	2	1	0	2	4	5	5	6	2	2	0	50
	<b>Total</b>	<b>1</b>	<b>4</b>	<b>6</b>	<b>4</b>	<b>5</b>	<b>1</b>	<b>2</b>	<b>7</b>	<b>2</b>	<b>8</b>	<b>2</b>	<b>3</b>	<b>0</b>	<b>5</b>	<b>7</b>	<b>7</b>	<b>9</b>	<b>10</b>	<b>3</b>	<b>2</b>	<b>0</b>	<b>88</b>
184 51 Grayson	Male	2	7	7	4	5	5	6	8	5	12	6	9	7	9	8	3	3	6	4	1	1	118
	Female	1	4	8	9	7	5	6	4	4	10	10	7	9	5	5	9	9	6	5	2	1	126
	<b>Total</b>	<b>3</b>	<b>11</b>	<b>15</b>	<b>13</b>	<b>12</b>	<b>10</b>	<b>12</b>	<b>12</b>	<b>9</b>	<b>22</b>	<b>16</b>	<b>16</b>	<b>16</b>	<b>14</b>	<b>13</b>	<b>12</b>	<b>12</b>	<b>12</b>	<b>9</b>	<b>3</b>	<b>2</b>	<b>244</b>
184 52 Killaly	Male	0	0	4	4	1	4	2	2	4	0	5	3	0	2	1	1	4	2	1	0	0	40
	Female	0	1	4	2	5	1	1	1	4	3	1	1	2	2	1	3	4	2	2	0	0	40
	<b>Total</b>	<b>0</b>	<b>1</b>	<b>8</b>	<b>6</b>	<b>6</b>	<b>5</b>	<b>3</b>	<b>3</b>	<b>8</b>	<b>3</b>	<b>6</b>	<b>4</b>	<b>2</b>	<b>4</b>	<b>2</b>	<b>4</b>	<b>8</b>	<b>4</b>	<b>3</b>	<b>0</b>	<b>0</b>	<b>80</b>
184 54 Waldron	Male	0	2	0	0	0	0	1	0	1	1	0	1	1	0	2	1	0	0	0	0	0	10
	Female	0	1	0	1	0	1	2	1	0	0	0	3	1	1	2	0	0	0	0	0	0	13
	<b>Total</b>	<b>0</b>	<b>3</b>	<b>0</b>	<b>1</b>	<b>0</b>	<b>1</b>	<b>3</b>	<b>1</b>	<b>1</b>	<b>1</b>	<b>0</b>	<b>4</b>	<b>2</b>	<b>1</b>	<b>4</b>	<b>1</b>	<b>0</b>	<b>0</b>	<b>0</b>	<b>0</b>	<b>0</b>	<b>23</b>
185 10 RM McLeod (62%)	Male	1	2	7	13	17	17	5	4	7	10	19	17	12	10	10	11	5	2	1	0	0	169
	Female	1	3	6	16	15	12	6	5	4	15	18	12	12	11	8	8	3	1	1	0	0	155
	<b>Total</b>	<b>1</b>	<b>5</b>	<b>12</b>	<b>29</b>	<b>32</b>	<b>29</b>	<b>11</b>	<b>9</b>	<b>11</b>	<b>25</b>	<b>37</b>	<b>30</b>	<b>24</b>	<b>20</b>	<b>18</b>	<b>19</b>	<b>8</b>	<b>3</b>	<b>2</b>	<b>0</b>	<b>0</b>	<b>324</b>
185 53 Neudorf	Male	1	4	11	10	11	6	5	6	8	12	7	13	8	4	8	15	11	4	9	4	1	158
	Female	2	8	3	8	6	3	6	9	10	5	7	6	6	7	14	13	13	14	5	6	0	151
	<b>Total</b>	<b>3</b>	<b>12</b>	<b>14</b>	<b>18</b>	<b>17</b>	<b>9</b>	<b>11</b>	<b>15</b>	<b>18</b>	<b>17</b>	<b>14</b>	<b>19</b>	<b>14</b>	<b>11</b>	<b>22</b>	<b>28</b>	<b>24</b>	<b>18</b>	<b>14</b>	<b>10</b>	<b>1</b>	<b>309</b>
211 10 RM Churchbridge	Male	0	7	14	13	24	31	22	17	14	19	25	34	29	31	28	11	8	9	4	1	0	341
	Female	2	10	4	30	20	26	10	10	11	15	22	36	31	24	13	13	11	8	1	0	0	297
	<b>Total</b>	<b>2</b>	<b>17</b>	<b>18</b>	<b>43</b>	<b>44</b>	<b>57</b>	<b>32</b>	<b>27</b>	<b>25</b>	<b>34</b>	<b>47</b>	<b>70</b>	<b>60</b>	<b>55</b>	<b>41</b>	<b>24</b>	<b>19</b>	<b>17</b>	<b>5</b>	<b>1</b>	<b>0</b>	<b>638</b>

**2004 Covered Population**  
**5 Sunrise Regional Health Authority**

Residence Code	Age Groupings																				Total		
	< 1	1 to 4	5 to 9	10 to 14	15 to 19	20 to 24	25 to 29	30 to 34	35 to 39	40 to 44	45 to 49	50 to 54	55 to 59	60 to 64	65 to 69	70 to 74	75 to 79	80 to 84	85 to 89	90 to 94		95 +	
211 30 Churchbridge	Male	5	5	23	37	34	29	16	15	25	35	43	28	22	21	18	14	19	18	5	2	0	414
	Female	5	18	22	29	35	31	12	21	31	34	25	31	20	21	24	17	19	16	12	6	4	433
	<b>Total</b>	<b>10</b>	<b>23</b>	<b>45</b>	<b>66</b>	<b>69</b>	<b>60</b>	<b>28</b>	<b>36</b>	<b>56</b>	<b>69</b>	<b>68</b>	<b>59</b>	<b>42</b>	<b>42</b>	<b>42</b>	<b>31</b>	<b>38</b>	<b>34</b>	<b>17</b>	<b>8</b>	<b>4</b>	<b>847</b>
211 53 MacNutt	Male	0	3	4	4	2	3	2	5	4	7	0	7	4	0	4	0	2	2	0	0	0	53
	Female	1	6	8	4	4	3	1	4	10	2	3	4	2	2	3	4	2	0	1	1	0	65
	<b>Total</b>	<b>1</b>	<b>9</b>	<b>12</b>	<b>8</b>	<b>6</b>	<b>6</b>	<b>3</b>	<b>9</b>	<b>14</b>	<b>9</b>	<b>3</b>	<b>11</b>	<b>6</b>	<b>2</b>	<b>7</b>	<b>4</b>	<b>4</b>	<b>2</b>	<b>1</b>	<b>1</b>	<b>0</b>	<b>118</b>
213 10 RM Saltcoats	Male	2	4	10	29	23	30	15	8	10	25	21	35	34	15	19	10	14	3	3	1	0	311
	Female	0	5	9	22	29	31	13	9	9	23	31	30	30	19	15	9	7	4	3	0	0	298
	<b>Total</b>	<b>2</b>	<b>9</b>	<b>19</b>	<b>51</b>	<b>52</b>	<b>61</b>	<b>28</b>	<b>17</b>	<b>19</b>	<b>48</b>	<b>52</b>	<b>65</b>	<b>64</b>	<b>34</b>	<b>34</b>	<b>19</b>	<b>21</b>	<b>7</b>	<b>6</b>	<b>1</b>	<b>0</b>	<b>609</b>
213 30 Bredenbury	Male	3	10	19	12	16	18	14	10	13	19	23	12	16	5	7	9	8	3	2	0	0	219
	Female	3	5	9	10	17	18	10	7	19	10	18	16	8	12	6	7	8	9	2	4	1	199
	<b>Total</b>	<b>6</b>	<b>15</b>	<b>28</b>	<b>22</b>	<b>33</b>	<b>36</b>	<b>24</b>	<b>17</b>	<b>32</b>	<b>29</b>	<b>41</b>	<b>28</b>	<b>24</b>	<b>17</b>	<b>13</b>	<b>16</b>	<b>16</b>	<b>12</b>	<b>4</b>	<b>4</b>	<b>1</b>	<b>418</b>
213 31 Saltcoats	Male	6	17	12	18	16	26	18	18	17	23	26	7	5	9	8	7	10	3	1	1	1	265
	Female	4	17	22	17	16	23	28	18	13	15	24	21	11	11	13	11	14	11	14	4	5	312
	<b>Total</b>	<b>10</b>	<b>34</b>	<b>34</b>	<b>35</b>	<b>32</b>	<b>49</b>	<b>46</b>	<b>36</b>	<b>30</b>	<b>32</b>	<b>47</b>	<b>47</b>	<b>18</b>	<b>16</b>	<b>22</b>	<b>19</b>	<b>21</b>	<b>21</b>	<b>17</b>	<b>5</b>	<b>6</b>	<b>577</b>
214 10 RM Cana	Male	1	7	17	25	43	50	17	11	22	31	51	35	33	26	21	28	11	11	2	2	0	444
	Female	2	8	8	25	35	38	10	10	12	36	39	31	30	15	26	18	10	5	5	1	0	364
	<b>Total</b>	<b>3</b>	<b>15</b>	<b>25</b>	<b>50</b>	<b>78</b>	<b>88</b>	<b>27</b>	<b>21</b>	<b>34</b>	<b>67</b>	<b>90</b>	<b>66</b>	<b>63</b>	<b>41</b>	<b>47</b>	<b>46</b>	<b>21</b>	<b>16</b>	<b>7</b>	<b>3</b>	<b>0</b>	<b>808</b>
214 21 Melville	Male	18	88	129	126	159	151	101	119	126	164	171	148	122	86	91	107	127	75	49	23	5	2,185
	Female	23	85	136	140	142	147	107	136	150	170	138	129	114	104	121	130	164	116	94	44	20	2,410
	<b>Total</b>	<b>41</b>	<b>173</b>	<b>265</b>	<b>266</b>	<b>301</b>	<b>298</b>	<b>208</b>	<b>255</b>	<b>276</b>	<b>334</b>	<b>309</b>	<b>277</b>	<b>236</b>	<b>190</b>	<b>212</b>	<b>237</b>	<b>291</b>	<b>191</b>	<b>143</b>	<b>67</b>	<b>25</b>	<b>4,595</b>
215 10 RM Stanley	Male	0	1	10	16	19	29	17	7	3	12	33	27	31	17	15	9	19	7	0	0	0	272
	Female	2	1	4	17	20	23	5	7	6	20	22	27	16	16	17	14	10	7	3	0	0	237
	<b>Total</b>	<b>2</b>	<b>2</b>	<b>14</b>	<b>33</b>	<b>39</b>	<b>52</b>	<b>22</b>	<b>14</b>	<b>9</b>	<b>32</b>	<b>55</b>	<b>54</b>	<b>47</b>	<b>33</b>	<b>32</b>	<b>23</b>	<b>29</b>	<b>14</b>	<b>3</b>	<b>0</b>	<b>0</b>	<b>509</b>
215 52 Duff	Male	1	4	0	4	0	0	3	0	4	1	4	3	0	0	2	2	4	1	0	0	0	33
	Female	0	0	0	1	1	1	4	1	1	3	1	1	0	1	0	1	1	0	2	0	1	20
	<b>Total</b>	<b>1</b>	<b>4</b>	<b>0</b>	<b>5</b>	<b>1</b>	<b>1</b>	<b>7</b>	<b>1</b>	<b>5</b>	<b>4</b>	<b>5</b>	<b>4</b>	<b>0</b>	<b>1</b>	<b>2</b>	<b>3</b>	<b>5</b>	<b>1</b>	<b>2</b>	<b>0</b>	<b>1</b>	<b>53</b>
215 54 Fenwood	Male	0	0	2	3	3	3	2	2	4	1	0	3	2	1	1	1	2	1	0	0	0	34
	Female	0	0	0	2	4	1	3	0	2	5	1	0	3	3	1	1	2	1	0	1	0	30
	<b>Total</b>	<b>0</b>	<b>0</b>	<b>2</b>	<b>5</b>	<b>7</b>	<b>4</b>	<b>6</b>	<b>2</b>	<b>4</b>	<b>9</b>	<b>2</b>	<b>0</b>	<b>6</b>	<b>5</b>	<b>2</b>	<b>2</b>	<b>3</b>	<b>3</b>	<b>1</b>	<b>1</b>	<b>0</b>	<b>64</b>

**2004 Covered Population**  
**5 Sunrise Regional Health Authority**

Residence Code	Age Groupings																					Total	
	< 1	1 to 4	5 to 9	10 to 14	15 to 19	20 to 24	25 to 29	30 to 34	35 to 39	40 to 44	45 to 49	50 to 54	55 to 59	60 to 64	65 to 69	70 to 74	75 to 79	80 to 84	85 to 89	90 to 94	95 +		
215 55 Goodeve	Male	0	2	4	5	4	0	3	2	0	2	7	4	3	2	2	2	2	2	1	0	0	47
	Female	0	2	1	0	3	4	4	3	0	5	4	3	3	1	0	2	3	2	3	2	0	45
	<b>Total</b>	<b>0</b>	<b>4</b>	<b>5</b>	<b>5</b>	<b>7</b>	<b>4</b>	<b>7</b>	<b>5</b>	<b>0</b>	<b>7</b>	<b>11</b>	<b>7</b>	<b>6</b>	<b>3</b>	<b>2</b>	<b>4</b>	<b>5</b>	<b>4</b>	<b>4</b>	<b>2</b>	<b>0</b>	<b>92</b>
216 10 RM Tullymet (18%)	Male	0	1	1	1	2	3	2	1	1	2	3	2	3	2	2	1	2	1	0	0	0	28
	Female	0	1	1	1	2	1	1	0	1	1	2	2	1	3	1	1	1	0	0	0	0	20
	<b>Total</b>	<b>0</b>	<b>1</b>	<b>2</b>	<b>3</b>	<b>4</b>	<b>4</b>	<b>2</b>	<b>1</b>	<b>2</b>	<b>3</b>	<b>5</b>	<b>3</b>	<b>4</b>	<b>5</b>	<b>3</b>	<b>2</b>	<b>3</b>	<b>1</b>	<b>0</b>	<b>0</b>	<b>0</b>	<b>48</b>
241 10 RM Calder	Male	1	0	4	11	10	10	13	3	8	13	15	16	23	11	14	14	18	8	3	2	1	198
	Female	0	5	6	7	12	7	4	6	9	8	10	17	12	11	11	16	9	7	5	2	0	164
	<b>Total</b>	<b>1</b>	<b>5</b>	<b>10</b>	<b>18</b>	<b>22</b>	<b>17</b>	<b>17</b>	<b>9</b>	<b>17</b>	<b>21</b>	<b>25</b>	<b>33</b>	<b>35</b>	<b>22</b>	<b>25</b>	<b>30</b>	<b>27</b>	<b>15</b>	<b>8</b>	<b>4</b>	<b>1</b>	<b>362</b>
241 50 Calder	Male	3	7	4	2	4	8	1	1	8	8	3	2	4	6	7	4	2	7	1	0	0	82
	Female	0	1	6	7	4	4	3	3	3	7	5	5	4	7	7	5	2	3	4	3	1	84
	<b>Total</b>	<b>3</b>	<b>8</b>	<b>10</b>	<b>9</b>	<b>8</b>	<b>12</b>	<b>4</b>	<b>4</b>	<b>11</b>	<b>15</b>	<b>8</b>	<b>7</b>	<b>8</b>	<b>13</b>	<b>14</b>	<b>9</b>	<b>4</b>	<b>10</b>	<b>5</b>	<b>3</b>	<b>1</b>	<b>166</b>
241 53 Wroxton	Male	0	3	1	3	2	1	4	6	6	4	4	0	4	0	5	1	1	0	0	0	0	45
	Female	1	5	2	0	1	1	2	5	2	2	4	3	2	3	4	1	1	1	1	0	0	41
	<b>Total</b>	<b>1</b>	<b>8</b>	<b>3</b>	<b>3</b>	<b>3</b>	<b>2</b>	<b>6</b>	<b>11</b>	<b>8</b>	<b>6</b>	<b>8</b>	<b>3</b>	<b>6</b>	<b>3</b>	<b>9</b>	<b>2</b>	<b>2</b>	<b>1</b>	<b>1</b>	<b>0</b>	<b>0</b>	<b>86</b>
243 10 RM Wallace	Male	5	8	12	13	21	24	19	14	17	36	32	30	28	29	21	22	16	11	2	0	0	360
	Female	1	5	8	23	26	26	9	8	15	38	27	29	23	30	23	18	12	8	3	1	0	333
	<b>Total</b>	<b>6</b>	<b>13</b>	<b>20</b>	<b>36</b>	<b>47</b>	<b>50</b>	<b>28</b>	<b>22</b>	<b>32</b>	<b>74</b>	<b>59</b>	<b>59</b>	<b>51</b>	<b>59</b>	<b>44</b>	<b>40</b>	<b>28</b>	<b>19</b>	<b>5</b>	<b>1</b>	<b>0</b>	<b>693</b>
243 55 Rhein	Male	2	10	11	5	11	6	15	7	7	4	11	4	2	4	6	3	6	2	2	0	0	118
	Female	3	9	6	4	5	6	14	8	4	9	4	5	5	5	3	7	2	6	3	0	0	108
	<b>Total</b>	<b>5</b>	<b>19</b>	<b>17</b>	<b>9</b>	<b>16</b>	<b>12</b>	<b>29</b>	<b>15</b>	<b>11</b>	<b>13</b>	<b>15</b>	<b>9</b>	<b>7</b>	<b>9</b>	<b>9</b>	<b>10</b>	<b>8</b>	<b>8</b>	<b>5</b>	<b>0</b>	<b>0</b>	<b>226</b>
243 57 Stornoway	Male	1	1	2	1	1	0	2	1	2	0	1	1	0	0	0	1	0	1	0	0	0	15
	Female	0	0	2	0	0	0	2	0	0	1	0	0	0	0	0	2	1	0	0	0	0	8
	<b>Total</b>	<b>1</b>	<b>1</b>	<b>4</b>	<b>1</b>	<b>1</b>	<b>0</b>	<b>4</b>	<b>1</b>	<b>2</b>	<b>1</b>	<b>1</b>	<b>1</b>	<b>0</b>	<b>0</b>	<b>0</b>	<b>3</b>	<b>1</b>	<b>1</b>	<b>0</b>	<b>0</b>	<b>0</b>	<b>23</b>
244 10 RM Orkney	Male	0	11	8	32	33	31	20	17	10	29	49	52	33	36	16	19	20	11	9	3	0	439
	Female	2	7	12	17	46	40	13	12	22	25	44	48	31	25	21	19	16	10	7	0	0	417
	<b>Total</b>	<b>2</b>	<b>18</b>	<b>20</b>	<b>49</b>	<b>79</b>	<b>71</b>	<b>33</b>	<b>29</b>	<b>32</b>	<b>54</b>	<b>93</b>	<b>100</b>	<b>64</b>	<b>61</b>	<b>37</b>	<b>38</b>	<b>36</b>	<b>21</b>	<b>16</b>	<b>3</b>	<b>0</b>	<b>856</b>
244 27 Yorkton	Male	87	439	539	596	638	544	502	498	516	577	631	506	395	350	317	289	282	230	127	44	14	8,121
	Female	112	398	515	595	652	611	513	507	537	626	629	515	446	427	419	410	398	355	238	132	30	9,065
	<b>Total</b>	<b>199</b>	<b>837</b>	<b>1,054</b>	<b>1,191</b>	<b>1,290</b>	<b>1,155</b>	<b>1,015</b>	<b>1,005</b>	<b>1,053</b>	<b>1,203</b>	<b>1,260</b>	<b>1,021</b>	<b>841</b>	<b>777</b>	<b>736</b>	<b>699</b>	<b>680</b>	<b>585</b>	<b>365</b>	<b>176</b>	<b>44</b>	<b>17,186</b>

**2004 Covered Population**  
**5 Sunrise Regional Health Authority**

Residence Code	Age Groupings																					Total	
	< 1	1 to 4	5 to 9	10 to 14	15 to 19	20 to 24	25 to 29	30 to 34	35 to 39	40 to 44	45 to 49	50 to 54	55 to 59	60 to 64	65 to 69	70 to 74	75 to 79	80 to 84	85 to 89	90 to 94	95 +		
244 30 Springside	Male	4	11	23	13	25	16	24	24	13	14	22	17	14	19	10	18	6	11	7	3	0	294
	Female	3	20	16	10	17	28	23	16	13	13	21	21	17	12	18	8	12	11	4	5	1	289
	<b>Total</b>	<b>7</b>	<b>31</b>	<b>39</b>	<b>23</b>	<b>42</b>	<b>44</b>	<b>47</b>	<b>40</b>	<b>26</b>	<b>27</b>	<b>43</b>	<b>38</b>	<b>31</b>	<b>31</b>	<b>28</b>	<b>26</b>	<b>18</b>	<b>22</b>	<b>11</b>	<b>8</b>	<b>1</b>	<b>583</b>
244 51 Ebenezer	Male	1	7	6	9	8	5	3	7	7	10	7	9	5	2	5	3	2	0	0	0	0	96
	Female	0	5	5	4	4	9	6	7	7	8	6	6	5	1	3	2	0	3	1	0	1	83
	<b>Total</b>	<b>1</b>	<b>12</b>	<b>11</b>	<b>13</b>	<b>12</b>	<b>14</b>	<b>9</b>	<b>14</b>	<b>14</b>	<b>18</b>	<b>13</b>	<b>15</b>	<b>10</b>	<b>3</b>	<b>8</b>	<b>5</b>	<b>2</b>	<b>3</b>	<b>1</b>	<b>0</b>	<b>1</b>	<b>179</b>
244 61 Willowbrook	Male	1	6	5	7	2	2	3	3	3	3	6	3	2	0	1	2	0	1	0	0	0	50
	Female	0	2	1	6	4	4	1	5	3	2	3	3	1	2	2	1	0	0	0	0	0	40
	<b>Total</b>	<b>1</b>	<b>8</b>	<b>6</b>	<b>13</b>	<b>6</b>	<b>6</b>	<b>4</b>	<b>8</b>	<b>6</b>	<b>5</b>	<b>9</b>	<b>6</b>	<b>3</b>	<b>2</b>	<b>3</b>	<b>0</b>	<b>1</b>	<b>0</b>	<b>0</b>	<b>0</b>	<b>0</b>	<b>90</b>
245 10 RM Garry	Male	0	1	5	10	21	14	8	10	7	13	10	25	14	17	23	15	9	4	1	1	0	208
	Female	0	4	3	12	11	10	8	3	8	7	17	12	20	17	6	5	8	5	2	2	1	161
	<b>Total</b>	<b>0</b>	<b>5</b>	<b>8</b>	<b>22</b>	<b>32</b>	<b>24</b>	<b>16</b>	<b>13</b>	<b>15</b>	<b>20</b>	<b>27</b>	<b>37</b>	<b>34</b>	<b>34</b>	<b>29</b>	<b>20</b>	<b>17</b>	<b>9</b>	<b>3</b>	<b>3</b>	<b>1</b>	<b>369</b>
245 54 Jedburgh	Male	1	1	3	1	1	2	1	3	3	0	0	1	0	1	0	2	1	0	0	1	0	22
	Female	0	3	3	3	0	0	2	1	3	1	0	0	2	1	0	0	1	0	0	0	0	20
	<b>Total</b>	<b>1</b>	<b>4</b>	<b>6</b>	<b>4</b>	<b>1</b>	<b>2</b>	<b>3</b>	<b>4</b>	<b>6</b>	<b>1</b>	<b>0</b>	<b>1</b>	<b>2</b>	<b>2</b>	<b>0</b>	<b>2</b>	<b>2</b>	<b>0</b>	<b>0</b>	<b>1</b>	<b>0</b>	<b>42</b>
246 10 RM Ituna Bon Accord	Male	0	4	7	16	10	19	10	8	7	7	22	22	18	20	9	17	17	9	5	1	0	228
	Female	0	4	3	18	19	9	2	6	5	14	16	22	21	13	12	16	9	4	2	0	1	196
	<b>Total</b>	<b>0</b>	<b>8</b>	<b>10</b>	<b>34</b>	<b>29</b>	<b>28</b>	<b>12</b>	<b>14</b>	<b>12</b>	<b>21</b>	<b>38</b>	<b>44</b>	<b>39</b>	<b>33</b>	<b>21</b>	<b>33</b>	<b>26</b>	<b>13</b>	<b>7</b>	<b>1</b>	<b>1</b>	<b>424</b>
246 30 Ituna	Male	2	13	23	17	14	13	17	21	17	22	23	19	25	13	18	18	15	26	10	6	1	333
	Female	6	20	24	17	13	22	19	22	18	20	20	25	23	17	26	26	44	34	13	14	6	429
	<b>Total</b>	<b>8</b>	<b>33</b>	<b>47</b>	<b>34</b>	<b>27</b>	<b>35</b>	<b>36</b>	<b>43</b>	<b>35</b>	<b>42</b>	<b>43</b>	<b>44</b>	<b>48</b>	<b>30</b>	<b>44</b>	<b>44</b>	<b>59</b>	<b>60</b>	<b>23</b>	<b>20</b>	<b>7</b>	<b>762</b>
246 53 Hubbard	Male	1	3	2	3	3	1	1	2	1	2	1	2	0	0	3	0	0	0	1	0	0	26
	Female	0	1	1	2	1	4	0	2	2	4	1	0	1	0	5	2	1	3	2	0	0	32
	<b>Total</b>	<b>1</b>	<b>4</b>	<b>3</b>	<b>5</b>	<b>4</b>	<b>5</b>	<b>1</b>	<b>4</b>	<b>3</b>	<b>6</b>	<b>2</b>	<b>2</b>	<b>1</b>	<b>0</b>	<b>8</b>	<b>2</b>	<b>1</b>	<b>3</b>	<b>3</b>	<b>0</b>	<b>0</b>	<b>58</b>
271 10 RM Cote	Male	0	3	2	16	9	23	13	6	13	15	22	29	25	14	22	18	8	8	2	1	0	249
	Female	1	6	9	15	15	11	11	5	11	16	21	24	22	17	23	12	11	5	2	0	0	237
	<b>Total</b>	<b>1</b>	<b>9</b>	<b>11</b>	<b>31</b>	<b>24</b>	<b>34</b>	<b>24</b>	<b>11</b>	<b>24</b>	<b>31</b>	<b>43</b>	<b>53</b>	<b>47</b>	<b>31</b>	<b>45</b>	<b>30</b>	<b>19</b>	<b>13</b>	<b>4</b>	<b>1</b>	<b>0</b>	<b>486</b>
271 30 Kamsack	Male	7	34	63	51	46	71	32	40	64	65	77	73	48	30	46	57	39	45	39	14	2	943
	Female	7	33	44	55	47	38	42	58	47	71	60	66	45	43	62	53	72	84	55	32	9	1,023
	<b>Total</b>	<b>14</b>	<b>67</b>	<b>107</b>	<b>106</b>	<b>93</b>	<b>109</b>	<b>74</b>	<b>98</b>	<b>111</b>	<b>136</b>	<b>137</b>	<b>139</b>	<b>93</b>	<b>73</b>	<b>108</b>	<b>110</b>	<b>111</b>	<b>129</b>	<b>94</b>	<b>46</b>	<b>11</b>	<b>1,966</b>

**2004 Covered Population**  
**5 Sunrise Regional Health Authority**

Residence Code	Age Groupings																					Total	
	< 1	1 to 4	5 to 9	10 to 14	15 to 19	20 to 24	25 to 29	30 to 34	35 to 39	40 to 44	45 to 49	50 to 54	55 to 59	60 to 64	65 to 69	70 to 74	75 to 79	80 to 84	85 to 89	90 to 94	95 +		
271 54 Togo	Male	2	4	7	1	4	5	9	1	5	6	5	3	4	7	7	2	3	5	2	0	0	82
	Female	2	2	7	1	1	5	2	3	7	3	3	5	4	7	6	4	2	6	1	1	0	72
	<b>Total</b>	<b>4</b>	<b>6</b>	<b>14</b>	<b>2</b>	<b>5</b>	<b>10</b>	<b>11</b>	<b>4</b>	<b>12</b>	<b>9</b>	<b>8</b>	<b>8</b>	<b>8</b>	<b>14</b>	<b>13</b>	<b>6</b>	<b>5</b>	<b>11</b>	<b>3</b>	<b>1</b>	<b>0</b>	<b>154</b>
273 10 RM Sliding Hills	Male	0	3	3	6	11	26	6	12	6	10	24	40	15	13	17	19	9	18	5	1	0	244
	Female	1	1	7	8	10	21	13	8	3	16	24	27	21	12	16	16	12	7	7	1	0	231
	<b>Total</b>	<b>1</b>	<b>4</b>	<b>10</b>	<b>14</b>	<b>21</b>	<b>47</b>	<b>19</b>	<b>20</b>	<b>9</b>	<b>26</b>	<b>48</b>	<b>67</b>	<b>36</b>	<b>25</b>	<b>33</b>	<b>35</b>	<b>21</b>	<b>25</b>	<b>12</b>	<b>2</b>	<b>0</b>	<b>475</b>
273 56 Veregin	Male	0	1	1	0	4	4	4	3	5	5	11	1	3	1	5	1	1	3	0	0	0	53
	Female	1	3	4	3	3	3	4	1	2	4	3	4	1	3	1	2	4	3	1	2	0	52
	<b>Total</b>	<b>1</b>	<b>4</b>	<b>5</b>	<b>3</b>	<b>7</b>	<b>7</b>	<b>8</b>	<b>4</b>	<b>7</b>	<b>9</b>	<b>14</b>	<b>5</b>	<b>4</b>	<b>4</b>	<b>6</b>	<b>3</b>	<b>5</b>	<b>6</b>	<b>1</b>	<b>2</b>	<b>0</b>	<b>105</b>
274 10 RM Good Lake	Male	0	2	9	12	14	21	12	8	11	19	18	25	21	15	27	24	13	10	3	2	0	266
	Female	2	2	5	16	16	11	5	8	7	14	18	23	16	22	15	20	11	8	5	2	0	226
	<b>Total</b>	<b>2</b>	<b>4</b>	<b>14</b>	<b>28</b>	<b>30</b>	<b>32</b>	<b>17</b>	<b>16</b>	<b>18</b>	<b>33</b>	<b>36</b>	<b>48</b>	<b>37</b>	<b>37</b>	<b>42</b>	<b>44</b>	<b>24</b>	<b>18</b>	<b>8</b>	<b>4</b>	<b>0</b>	<b>492</b>
274 30 Canora	Male	9	45	57	75	55	60	58	60	78	74	81	73	70	69	61	73	57	61	32	17	3	1,168
	Female	13	46	62	58	68	48	46	66	71	63	73	74	78	66	84	78	77	93	58	37	14	1,273
	<b>Total</b>	<b>22</b>	<b>91</b>	<b>119</b>	<b>133</b>	<b>123</b>	<b>108</b>	<b>104</b>	<b>126</b>	<b>149</b>	<b>137</b>	<b>154</b>	<b>147</b>	<b>148</b>	<b>135</b>	<b>145</b>	<b>151</b>	<b>134</b>	<b>154</b>	<b>90</b>	<b>54</b>	<b>17</b>	<b>2,441</b>
275 10 RM Insinger	Male	1	0	4	9	23	15	6	13	10	15	19	27	17	14	12	12	9	9	7	1	0	223
	Female	0	1	6	12	16	14	6	3	4	13	17	20	22	7	13	9	14	7	2	1	1	188
	<b>Total</b>	<b>1</b>	<b>1</b>	<b>10</b>	<b>21</b>	<b>39</b>	<b>29</b>	<b>12</b>	<b>16</b>	<b>14</b>	<b>28</b>	<b>36</b>	<b>47</b>	<b>39</b>	<b>21</b>	<b>25</b>	<b>21</b>	<b>23</b>	<b>16</b>	<b>9</b>	<b>2</b>	<b>1</b>	<b>411</b>
275 53 Sheho	Male	0	2	5	2	3	4	3	4	4	5	0	6	8	7	6	5	4	5	2	2	0	77
	Female	0	0	2	3	5	4	4	1	2	4	2	6	5	4	2	5	7	7	8	4	2	77
	<b>Total</b>	<b>0</b>	<b>2</b>	<b>7</b>	<b>5</b>	<b>8</b>	<b>8</b>	<b>7</b>	<b>5</b>	<b>6</b>	<b>9</b>	<b>2</b>	<b>12</b>	<b>13</b>	<b>11</b>	<b>8</b>	<b>10</b>	<b>11</b>	<b>12</b>	<b>10</b>	<b>6</b>	<b>2</b>	<b>154</b>
275 55 Theodore	Male	0	11	6	14	20	10	10	9	6	14	13	13	10	13	9	14	12	11	8	1	0	204
	Female	3	10	6	8	16	8	15	10	5	14	11	13	15	5	16	13	23	14	10	8	2	225
	<b>Total</b>	<b>3</b>	<b>21</b>	<b>12</b>	<b>22</b>	<b>36</b>	<b>18</b>	<b>25</b>	<b>19</b>	<b>11</b>	<b>28</b>	<b>24</b>	<b>26</b>	<b>25</b>	<b>18</b>	<b>25</b>	<b>27</b>	<b>35</b>	<b>25</b>	<b>18</b>	<b>9</b>	<b>2</b>	<b>429</b>
276 10 RM Foam Lake (98%)	Male	2	6	5	22	22	22	14	9	16	18	25	41	30	27	17	20	19	14	7	0	2	334
	Female	2	6	7	18	30	23	7	6	9	26	34	34	25	22	17	16	11	10	4	0	1	306
	<b>Total</b>	<b>4</b>	<b>12</b>	<b>12</b>	<b>39</b>	<b>52</b>	<b>44</b>	<b>21</b>	<b>15</b>	<b>25</b>	<b>44</b>	<b>59</b>	<b>75</b>	<b>55</b>	<b>49</b>	<b>33</b>	<b>35</b>	<b>29</b>	<b>24</b>	<b>11</b>	<b>0</b>	<b>3</b>	<b>640</b>
276 30 Foam Lake	Male	5	24	33	26	39	33	33	35	26	37	44	33	22	25	28	25	39	29	23	16	1	576
	Female	4	27	30	32	38	36	29	33	29	38	29	35	37	30	40	28	61	50	44	20	8	678
	<b>Total</b>	<b>9</b>	<b>51</b>	<b>63</b>	<b>58</b>	<b>77</b>	<b>69</b>	<b>62</b>	<b>68</b>	<b>55</b>	<b>75</b>	<b>73</b>	<b>68</b>	<b>59</b>	<b>55</b>	<b>68</b>	<b>53</b>	<b>100</b>	<b>79</b>	<b>67</b>	<b>36</b>	<b>9</b>	<b>1,254</b>

**2004 Covered Population**  
**5 Sunrise Regional Health Authority**

Residence Code	Age Groupings																				Total		
	< 1	1 to 4	5 to 9	10 to 14	15 to 19	20 to 24	25 to 29	30 to 34	35 to 39	40 to 44	45 to 49	50 to 54	55 to 59	60 to 64	65 to 69	70 to 74	75 to 79	80 to 84	85 to 89	90 to 94		95 +	
301 10 RM St. Philips	Male	0	1	3	8	5	8	6	7	7	8	12	15	14	16	7	10	7	7	0	1	0	142
	Female	0	3	3	2	6	7	4	2	6	9	9	14	15	13	9	6	8	3	0	2	0	121
	<b>Total</b>	<b>0</b>	<b>4</b>	<b>6</b>	<b>10</b>	<b>11</b>	<b>15</b>	<b>10</b>	<b>9</b>	<b>13</b>	<b>17</b>	<b>21</b>	<b>29</b>	<b>29</b>	<b>29</b>	<b>16</b>	<b>16</b>	<b>15</b>	<b>10</b>	<b>0</b>	<b>3</b>	<b>0</b>	<b>263</b>
301 50 Pelly	Male	3	7	12	6	10	9	8	8	6	8	19	5	6	9	6	10	11	13	10	2	2	170
	Female	2	8	15	6	12	7	9	9	5	11	9	7	6	8	13	8	14	14	11	6	1	181
	<b>Total</b>	<b>5</b>	<b>15</b>	<b>27</b>	<b>12</b>	<b>22</b>	<b>16</b>	<b>17</b>	<b>17</b>	<b>11</b>	<b>19</b>	<b>28</b>	<b>12</b>	<b>12</b>	<b>17</b>	<b>19</b>	<b>18</b>	<b>25</b>	<b>27</b>	<b>21</b>	<b>8</b>	<b>3</b>	<b>351</b>
303 10 RM Keys	Male	0	2	6	10	15	11	12	2	3	12	17	14	14	15	6	14	15	6	3	1	0	178
	Female	1	1	4	9	9	15	3	2	5	9	19	13	8	12	13	15	6	4	3	3	0	154
	<b>Total</b>	<b>1</b>	<b>3</b>	<b>10</b>	<b>19</b>	<b>24</b>	<b>26</b>	<b>15</b>	<b>4</b>	<b>8</b>	<b>21</b>	<b>36</b>	<b>27</b>	<b>22</b>	<b>27</b>	<b>19</b>	<b>29</b>	<b>21</b>	<b>10</b>	<b>6</b>	<b>4</b>	<b>0</b>	<b>332</b>
304 10 RM Buchanan	Male	1	2	5	12	12	16	12	5	8	12	18	21	20	20	14	17	14	5	4	1	1	220
	Female	0	3	1	17	16	18	7	1	15	7	16	18	23	17	11	14	5	5	3	0	1	198
	<b>Total</b>	<b>1</b>	<b>5</b>	<b>6</b>	<b>29</b>	<b>28</b>	<b>34</b>	<b>19</b>	<b>6</b>	<b>23</b>	<b>19</b>	<b>34</b>	<b>39</b>	<b>43</b>	<b>37</b>	<b>25</b>	<b>31</b>	<b>19</b>	<b>10</b>	<b>7</b>	<b>1</b>	<b>2</b>	<b>418</b>
304 51 Buchanan	Male	2	4	11	9	5	6	10	6	11	8	5	11	8	5	7	5	12	5	7	2	1	140
	Female	2	3	7	3	2	2	7	7	9	7	6	7	9	3	7	6	8	6	8	3	0	112
	<b>Total</b>	<b>4</b>	<b>7</b>	<b>18</b>	<b>12</b>	<b>7</b>	<b>8</b>	<b>17</b>	<b>13</b>	<b>20</b>	<b>15</b>	<b>11</b>	<b>18</b>	<b>17</b>	<b>8</b>	<b>14</b>	<b>11</b>	<b>20</b>	<b>11</b>	<b>15</b>	<b>5</b>	<b>1</b>	<b>252</b>
305 10 RM Invermay	Male	1	3	5	14	21	17	8	9	10	16	17	16	21	11	18	9	9	3	3	1	1	213
	Female	0	4	4	9	18	13	1	7	10	17	10	17	12	8	10	5	11	2	1	0	0	159
	<b>Total</b>	<b>1</b>	<b>7</b>	<b>9</b>	<b>23</b>	<b>39</b>	<b>30</b>	<b>9</b>	<b>16</b>	<b>20</b>	<b>33</b>	<b>27</b>	<b>33</b>	<b>33</b>	<b>19</b>	<b>28</b>	<b>14</b>	<b>20</b>	<b>5</b>	<b>4</b>	<b>1</b>	<b>1</b>	<b>372</b>
305 53 Invermay	Male	2	8	18	6	10	5	8	12	7	7	8	3	11	5	6	9	12	5	1	2	0	145
	Female	1	7	12	7	9	8	11	11	7	8	6	6	12	6	7	7	9	12	9	7	1	163
	<b>Total</b>	<b>3</b>	<b>15</b>	<b>30</b>	<b>13</b>	<b>19</b>	<b>13</b>	<b>19</b>	<b>23</b>	<b>14</b>	<b>15</b>	<b>14</b>	<b>9</b>	<b>23</b>	<b>11</b>	<b>13</b>	<b>16</b>	<b>21</b>	<b>17</b>	<b>10</b>	<b>9</b>	<b>1</b>	<b>308</b>
305 56 Rama	Male	1	2	4	3	5	1	4	2	5	2	2	7	5	2	1	3	0	3	3	0	0	55
	Female	0	6	3	1	3	3	5	4	3	2	6	6	1	4	2	4	4	7	2	3	0	69
	<b>Total</b>	<b>1</b>	<b>8</b>	<b>7</b>	<b>4</b>	<b>8</b>	<b>4</b>	<b>9</b>	<b>6</b>	<b>8</b>	<b>4</b>	<b>8</b>	<b>13</b>	<b>6</b>	<b>6</b>	<b>3</b>	<b>7</b>	<b>4</b>	<b>10</b>	<b>5</b>	<b>3</b>	<b>0</b>	<b>124</b>
331 10 RM Livingston	Male	3	3	4	16	19	16	14	9	9	14	15	18	18	14	16	13	9	5	2	2	1	220
	Female	0	4	7	12	16	5	7	2	10	11	15	14	14	10	12	8	7	2	1	2	0	159
	<b>Total</b>	<b>3</b>	<b>7</b>	<b>11</b>	<b>28</b>	<b>35</b>	<b>21</b>	<b>21</b>	<b>11</b>	<b>19</b>	<b>25</b>	<b>30</b>	<b>32</b>	<b>32</b>	<b>24</b>	<b>28</b>	<b>21</b>	<b>16</b>	<b>7</b>	<b>3</b>	<b>4</b>	<b>1</b>	<b>379</b>
331 50 Arran	Male	0	1	2	3	0	1	1	3	3	4	2	2	4	1	2	1	4	2	2	0	0	38
	Female	0	1	3	3	0	2	3	2	2	3	1	3	1	3	1	2	4	2	0	0	0	36
	<b>Total</b>	<b>0</b>	<b>2</b>	<b>5</b>	<b>6</b>	<b>0</b>	<b>3</b>	<b>4</b>	<b>5</b>	<b>5</b>	<b>7</b>	<b>3</b>	<b>5</b>	<b>5</b>	<b>4</b>	<b>3</b>	<b>3</b>	<b>8</b>	<b>4</b>	<b>2</b>	<b>0</b>	<b>0</b>	<b>74</b>

*2004 Covered Population*  
**5 Sunrise Regional Health Authority**

Residence Code	Age Groupings																					Total	
	< 1	1 to 4	5 to 9	10 to 14	15 to 19	20 to 24	25 to 29	30 to 34	35 to 39	40 to 44	45 to 49	50 to 54	55 to 59	60 to 64	65 to 69	70 to 74	75 to 79	80 to 84	85 to 89	90 to 94	95 +		
333 10 RM Clayton	Male	0	4	8	24	28	18	14	19	15	21	21	29	18	16	18	37	22	9	5	0	0	326
	Female	1	6	10	23	30	19	9	9	11	21	22	20	20	34	19	22	20	9	4	5	0	314
	<b>Total</b>	<b>1</b>	<b>10</b>	<b>18</b>	<b>47</b>	<b>58</b>	<b>37</b>	<b>23</b>	<b>28</b>	<b>26</b>	<b>42</b>	<b>43</b>	<b>49</b>	<b>38</b>	<b>50</b>	<b>37</b>	<b>59</b>	<b>42</b>	<b>18</b>	<b>9</b>	<b>5</b>	<b>0</b>	<b>640</b>
333 30 Norquay	Male	4	17	13	27	16	17	21	12	15	23	18	15	15	12	14	12	17	8	8	3	2	289
	Female	1	19	18	17	20	15	16	17	23	16	11	17	15	9	9	17	18	28	17	5	5	313
	<b>Total</b>	<b>5</b>	<b>36</b>	<b>31</b>	<b>44</b>	<b>36</b>	<b>32</b>	<b>37</b>	<b>29</b>	<b>38</b>	<b>39</b>	<b>29</b>	<b>32</b>	<b>30</b>	<b>21</b>	<b>23</b>	<b>29</b>	<b>35</b>	<b>36</b>	<b>25</b>	<b>8</b>	<b>7</b>	<b>602</b>
333 53 Hyas	Male	3	5	4	5	3	2	7	4	4	7	0	6	7	1	3	9	3	4	0	0	0	77
	Female	3	4	7	5	4	4	5	6	4	6	3	4	2	4	5	4	3	3	4	3	0	83
	<b>Total</b>	<b>6</b>	<b>9</b>	<b>11</b>	<b>10</b>	<b>7</b>	<b>6</b>	<b>12</b>	<b>10</b>	<b>8</b>	<b>13</b>	<b>3</b>	<b>10</b>	<b>9</b>	<b>5</b>	<b>8</b>	<b>13</b>	<b>6</b>	<b>7</b>	<b>4</b>	<b>3</b>	<b>0</b>	<b>160</b>
333 56 Stenen	Male	3	4	5	7	7	3	9	2	2	7	2	4	3	9	6	1	2	3	2	0	0	81
	Female	0	5	8	5	4	5	5	5	6	5	2	5	6	9	3	5	5	3	1	3	0	90
	<b>Total</b>	<b>3</b>	<b>9</b>	<b>13</b>	<b>12</b>	<b>11</b>	<b>8</b>	<b>14</b>	<b>7</b>	<b>8</b>	<b>12</b>	<b>4</b>	<b>9</b>	<b>9</b>	<b>18</b>	<b>9</b>	<b>6</b>	<b>7</b>	<b>6</b>	<b>3</b>	<b>3</b>	<b>0</b>	<b>171</b>
334 10 RM Preeceville	Male	1	5	10	23	36	33	18	14	19	23	33	44	35	45	32	26	30	14	7	4	0	452
	Female	0	5	6	22	35	33	7	7	19	24	36	38	38	39	24	22	16	12	10	1	0	394
	<b>Total</b>	<b>1</b>	<b>10</b>	<b>16</b>	<b>45</b>	<b>71</b>	<b>66</b>	<b>25</b>	<b>21</b>	<b>38</b>	<b>47</b>	<b>69</b>	<b>82</b>	<b>73</b>	<b>84</b>	<b>56</b>	<b>48</b>	<b>46</b>	<b>26</b>	<b>17</b>	<b>5</b>	<b>0</b>	<b>846</b>
334 30 Preeceville	Male	8	22	38	24	31	33	33	36	44	41	46	35	33	35	32	22	42	21	12	5	0	593
	Female	3	22	26	32	40	32	34	25	41	44	31	34	28	47	30	40	50	35	31	20	4	649
	<b>Total</b>	<b>11</b>	<b>44</b>	<b>64</b>	<b>56</b>	<b>71</b>	<b>65</b>	<b>67</b>	<b>61</b>	<b>85</b>	<b>85</b>	<b>77</b>	<b>69</b>	<b>61</b>	<b>82</b>	<b>62</b>	<b>62</b>	<b>92</b>	<b>56</b>	<b>43</b>	<b>25</b>	<b>4</b>	<b>1,242</b>
334 31 Sturgis	Male	2	16	20	26	10	13	32	20	18	22	19	20	23	17	17	16	14	17	6	4	1	333
	Female	0	12	25	15	20	34	25	11	17	23	22	24	23	22	20	10	25	20	19	7	1	375
	<b>Total</b>	<b>2</b>	<b>28</b>	<b>45</b>	<b>41</b>	<b>30</b>	<b>47</b>	<b>57</b>	<b>31</b>	<b>35</b>	<b>45</b>	<b>41</b>	<b>44</b>	<b>46</b>	<b>39</b>	<b>37</b>	<b>26</b>	<b>39</b>	<b>37</b>	<b>25</b>	<b>11</b>	<b>2</b>	<b>708</b>
334 50 Endeavour	Male	4	1	11	8	12	8	9	8	9	16	10	5	4	7	3	6	4	2	1	0	1	129
	Female	0	7	11	7	6	8	3	7	8	11	7	3	5	2	2	7	5	2	2	2	0	105
	<b>Total</b>	<b>4</b>	<b>8</b>	<b>22</b>	<b>15</b>	<b>18</b>	<b>16</b>	<b>12</b>	<b>15</b>	<b>17</b>	<b>27</b>	<b>17</b>	<b>8</b>	<b>9</b>	<b>9</b>	<b>5</b>	<b>13</b>	<b>9</b>	<b>4</b>	<b>3</b>	<b>2</b>	<b>1</b>	<b>234</b>
335 10 RM Hazel Dell (53%)	Male	0	2	7	14	13	14	10	11	8	10	13	16	16	13	12	12	7	4	4	2	0	189
	Female	0	3	3	8	8	7	6	5	9	11	13	14	18	11	7	6	11	5	2	1	1	148
	<b>Total</b>	<b>0</b>	<b>5</b>	<b>10</b>	<b>22</b>	<b>21</b>	<b>22</b>	<b>16</b>	<b>16</b>	<b>17</b>	<b>21</b>	<b>27</b>	<b>30</b>	<b>34</b>	<b>23</b>	<b>19</b>	<b>18</b>	<b>18</b>	<b>8</b>	<b>6</b>	<b>3</b>	<b>1</b>	<b>337</b>
735 84 Cote First Nation 366	Male	6	21	44	53	40	37	25	27	27	37	20	27	22	14	6	4	4	1	0	0	0	414
	Female	12	28	36	48	58	21	26	29	34	24	26	18	6	13	5	4	4	3	1	0	0	396
	<b>Total</b>	<b>18</b>	<b>49</b>	<b>79</b>	<b>101</b>	<b>97</b>	<b>58</b>	<b>51</b>	<b>56</b>	<b>61</b>	<b>61</b>	<b>47</b>	<b>46</b>	<b>28</b>	<b>27</b>	<b>11</b>	<b>8</b>	<b>8</b>	<b>4</b>	<b>1</b>	<b>0</b>	<b>0</b>	<b>810</b>

**2004 Covered Population**  
**5 Sunrise Regional Health Authority**

Residence Code	Age Groupings																				Total	
	< 1	1 to 4	5 to 9	10 to 14	15 to 19	20 to 24	25 to 29	30 to 34	35 to 39	40 to 44	45 to 49	50 to 54	55 to 59	60 to 64	65 to 69	70 to 74	75 to 79	80 to 84	85 to 89	90 to 94		95 +
<b>736 84 Keeseekoose First Nation</b>																						
Male	6	17	40	40	47	34	16	24	16	23	20	13	13	3	6	3	2	0	0	0	0	324
Female	8	20	34	46	43	20	25	15	28	17	18	13	10	9	4	2	0	0	1	0	0	313
<b>Total</b>	<b>14</b>	<b>37</b>	<b>75</b>	<b>86</b>	<b>91</b>	<b>54</b>	<b>41</b>	<b>39</b>	<b>44</b>	<b>40</b>	<b>37</b>	<b>25</b>	<b>23</b>	<b>12</b>	<b>10</b>	<b>5</b>	<b>2</b>	<b>0</b>	<b>1</b>	<b>0</b>	<b>0</b>	<b>637</b>
<b>737 84 Key First Nation</b>																						
Male	2	7	8	7	10	7	9	4	10	7	3	4	2	1	4	0	0	2	0	0	0	87
Female	2	6	8	8	7	5	9	3	5	8	5	3	2	1	3	2	1	0	0	0	0	78
<b>Total</b>	<b>4</b>	<b>13</b>	<b>16</b>	<b>15</b>	<b>17</b>	<b>12</b>	<b>18</b>	<b>7</b>	<b>15</b>	<b>15</b>	<b>8</b>	<b>7</b>	<b>4</b>	<b>2</b>	<b>7</b>	<b>2</b>	<b>1</b>	<b>2</b>	<b>0</b>	<b>0</b>	<b>0</b>	<b>165</b>
<b>Total Covered Population</b>																						
<b>5 Sunrise Regional Health Authority</b>																						
Male	251	1,094	1,558	1,859	2,062	1,948	1,592	1,459	1,605	1,991	2,247	2,069	1,719	1,486	1,389	1,334	1,217	940	514	201	49	28,584
Female	265	1,084	1,483	1,794	2,080	1,889	1,404	1,391	1,626	2,003	2,046	1,945	1,732	1,568	1,535	1,418	1,476	1,251	857	466	137	29,449
<b>Total</b>	<b>516</b>	<b>2,178</b>	<b>3,041</b>	<b>3,653</b>	<b>4,141</b>	<b>3,837</b>	<b>2,996</b>	<b>2,850</b>	<b>3,230</b>	<b>3,994</b>	<b>4,293</b>	<b>4,014</b>	<b>3,451</b>	<b>3,055</b>	<b>2,924</b>	<b>2,753</b>	<b>2,692</b>	<b>2,191</b>	<b>1,371</b>	<b>667</b>	<b>185</b>	<b>58,033</b>



*2004 Covered Population*  
**6 Saskatoon Regional Health Authority**

Residence Code	Age Groupings																				Total		
	< 1	1 to 4	5 to 9	10 to 14	15 to 19	20 to 24	25 to 29	30 to 34	35 to 39	40 to 44	45 to 49	50 to 54	55 to 59	60 to 64	65 to 69	70 to 74	75 to 79	80 to 84	85 to 89	90 to 94		95 +	
220 10 RM McKillop (93%)	Male	1	1	1	7	20	18	8	4	4	7	18	24	14	15	10	7	15	2	4	0	0	179
	Female	1	3	3	4	20	20	2	4	1	11	23	19	7	9	15	8	6	7	3	0	0	165
	<b>Total</b>	<b>2</b>	<b>4</b>	<b>4</b>	<b>11</b>	<b>40</b>	<b>37</b>	<b>10</b>	<b>7</b>	<b>5</b>	<b>19</b>	<b>41</b>	<b>43</b>	<b>21</b>	<b>24</b>	<b>25</b>	<b>15</b>	<b>20</b>	<b>9</b>	<b>7</b>	<b>0</b>	<b>0</b>	<b>344</b>
220 30 Strasbourg	Male	5	11	20	27	32	24	21	22	20	35	25	24	19	25	27	19	14	16	10	9	3	408
	Female	2	11	19	24	35	32	21	14	29	30	21	25	26	19	25	23	23	35	27	12	7	460
	<b>Total</b>	<b>7</b>	<b>22</b>	<b>39</b>	<b>51</b>	<b>67</b>	<b>56</b>	<b>42</b>	<b>36</b>	<b>49</b>	<b>65</b>	<b>46</b>	<b>49</b>	<b>45</b>	<b>44</b>	<b>52</b>	<b>42</b>	<b>37</b>	<b>51</b>	<b>37</b>	<b>21</b>	<b>10</b>	<b>868</b>
220 50 Bulyea	Male	1	7	4	4	4	7	4	7	7	5	7	10	7	9	12	3	1	3	1	0	0	103
	Female	1	2	2	3	2	5	5	4	8	1	7	8	10	12	5	4	2	4	0	2	0	87
	<b>Total</b>	<b>2</b>	<b>9</b>	<b>6</b>	<b>7</b>	<b>6</b>	<b>12</b>	<b>9</b>	<b>11</b>	<b>15</b>	<b>6</b>	<b>14</b>	<b>18</b>	<b>17</b>	<b>21</b>	<b>17</b>	<b>7</b>	<b>3</b>	<b>7</b>	<b>1</b>	<b>2</b>	<b>0</b>	<b>190</b>
250 10 RM Last Mountain Valley	Male	0	2	2	10	12	9	9	3	6	11	11	22	20	16	8	8	12	8	1	1	0	171
	Female	0	0	2	8	8	4	4	1	2	10	13	15	12	14	10	11	8	1	3	1	1	128
	<b>Total</b>	<b>0</b>	<b>2</b>	<b>4</b>	<b>18</b>	<b>20</b>	<b>13</b>	<b>13</b>	<b>4</b>	<b>8</b>	<b>21</b>	<b>24</b>	<b>37</b>	<b>32</b>	<b>30</b>	<b>18</b>	<b>19</b>	<b>20</b>	<b>9</b>	<b>4</b>	<b>2</b>	<b>1</b>	<b>299</b>
250 30 Govan	Male	1	6	11	8	5	9	6	10	5	9	11	13	12	3	7	9	8	10	4	1	0	148
	Female	0	7	12	11	6	12	3	17	5	9	14	12	7	7	13	8	15	7	9	2	2	178
	<b>Total</b>	<b>1</b>	<b>13</b>	<b>23</b>	<b>19</b>	<b>11</b>	<b>21</b>	<b>9</b>	<b>27</b>	<b>10</b>	<b>18</b>	<b>25</b>	<b>25</b>	<b>19</b>	<b>10</b>	<b>20</b>	<b>17</b>	<b>23</b>	<b>17</b>	<b>13</b>	<b>3</b>	<b>2</b>	<b>326</b>
250 52 Duval	Male	0	1	3	2	2	2	4	3	1	2	0	3	2	2	1	2	1	3	0	1	0	35
	Female	0	0	2	0	2	0	2	1	2	1	2	4	2	2	3	2	3	1	2	1	0	32
	<b>Total</b>	<b>0</b>	<b>1</b>	<b>5</b>	<b>2</b>	<b>4</b>	<b>2</b>	<b>6</b>	<b>4</b>	<b>3</b>	<b>3</b>	<b>2</b>	<b>7</b>	<b>4</b>	<b>4</b>	<b>4</b>	<b>4</b>	<b>4</b>	<b>4</b>	<b>2</b>	<b>2</b>	<b>0</b>	<b>67</b>
276 10 RM Foam Lake (2%)	Male	0	0	0	0	0	0	0	0	0	1	1	1	1	0	0	0	0	0	0	0	0	7
	Female	0	0	0	0	1	0	0	0	1	1	1	1	1	0	0	0	0	0	0	0	0	6
	<b>Total</b>	<b>0</b>	<b>0</b>	<b>0</b>	<b>1</b>	<b>1</b>	<b>1</b>	<b>0</b>	<b>0</b>	<b>1</b>	<b>1</b>	<b>1</b>	<b>2</b>	<b>1</b>	<b>1</b>	<b>1</b>	<b>1</b>	<b>1</b>	<b>0</b>	<b>0</b>	<b>0</b>	<b>0</b>	<b>13</b>
277 10 RM Emerald (50%)	Male	1	5	5	11	16	11	8	8	9	11	12	12	11	14	16	8	9	4	4	1	0	170
	Female	0	8	9	10	9	10	7	8	8	9	12	10	14	10	11	10	4	5	5	2	1	156
	<b>Total</b>	<b>1</b>	<b>12</b>	<b>13</b>	<b>21</b>	<b>25</b>	<b>21</b>	<b>15</b>	<b>16</b>	<b>17</b>	<b>19</b>	<b>24</b>	<b>21</b>	<b>24</b>	<b>24</b>	<b>26</b>	<b>17</b>	<b>13</b>	<b>9</b>	<b>8</b>	<b>3</b>	<b>1</b>	<b>326</b>
279 10 RM Mount Hope (73%)	Male	0	3	7	19	17	31	18	10	15	13	31	27	18	17	17	16	12	9	2	1	0	282
	Female	1	2	4	6	23	20	5	7	6	18	27	20	15	23	11	12	10	7	4	0	0	220
	<b>Total</b>	<b>1</b>	<b>5</b>	<b>11</b>	<b>25</b>	<b>39</b>	<b>51</b>	<b>23</b>	<b>17</b>	<b>21</b>	<b>31</b>	<b>58</b>	<b>47</b>	<b>33</b>	<b>39</b>	<b>28</b>	<b>28</b>	<b>22</b>	<b>16</b>	<b>7</b>	<b>1</b>	<b>0</b>	<b>502</b>
279 52 Semans	Male	1	4	4	3	10	15	6	9	7	8	13	14	6	9	5	8	6	4	2	1	0	135
	Female	1	5	9	6	9	6	7	6	8	11	6	6	12	7	5	8	6	9	9	3	0	139
	<b>Total</b>	<b>2</b>	<b>9</b>	<b>13</b>	<b>9</b>	<b>19</b>	<b>21</b>	<b>13</b>	<b>15</b>	<b>15</b>	<b>19</b>	<b>19</b>	<b>20</b>	<b>18</b>	<b>16</b>	<b>10</b>	<b>16</b>	<b>12</b>	<b>13</b>	<b>11</b>	<b>4</b>	<b>0</b>	<b>274</b>

*2004 Covered Population*  
**6 Saskatoon Regional Health Authority**

Residence Code	Age Groupings																					Total	
	< 1	1 to 4	5 to 9	10 to 14	15 to 19	20 to 24	25 to 29	30 to 34	35 to 39	40 to 44	45 to 49	50 to 54	55 to 59	60 to 64	65 to 69	70 to 74	75 to 79	80 to 84	85 to 89	90 to 94	95 +		
280 10 RM Wreford (83%)	Male	0	1	2	5	7	7	7	1	0	7	7	9	7	6	5	5	2	2	1	0	1	83
	Female	1	2	2	7	6	5	2	2	1	5	7	7	6	7	4	3	3	0	1	1	0	73
	<b>Total</b>	<b>1</b>	<b>2</b>	<b>3</b>	<b>12</b>	<b>13</b>	<b>12</b>	<b>10</b>	<b>3</b>	<b>1</b>	<b>12</b>	<b>14</b>	<b>16</b>	<b>13</b>	<b>13</b>	<b>9</b>	<b>8</b>	<b>6</b>	<b>2</b>	<b>2</b>	<b>1</b>	<b>1</b>	<b>156</b>
280 30 Nokomis	Male	4	8	10	14	9	13	15	13	12	15	17	16	19	8	6	14	15	2	4	5	1	220
	Female	3	15	9	13	13	25	9	15	15	15	17	15	12	12	10	9	7	15	13	6	0	248
	<b>Total</b>	<b>7</b>	<b>23</b>	<b>19</b>	<b>27</b>	<b>22</b>	<b>38</b>	<b>24</b>	<b>28</b>	<b>27</b>	<b>30</b>	<b>34</b>	<b>31</b>	<b>31</b>	<b>20</b>	<b>16</b>	<b>23</b>	<b>22</b>	<b>17</b>	<b>17</b>	<b>11</b>	<b>1</b>	<b>468</b>
281 10 RM Wood Creek (63%)	Male	0	1	1	7	9	11	3	0	4	4	9	13	3	8	5	6	3	3	1	0	0	90
	Female	0	1	2	9	9	5	3	0	3	7	7	6	6	6	5	3	2	1	0	0	0	75
	<b>Total</b>	<b>0</b>	<b>2</b>	<b>3</b>	<b>16</b>	<b>19</b>	<b>16</b>	<b>5</b>	<b>0</b>	<b>7</b>	<b>11</b>	<b>16</b>	<b>19</b>	<b>9</b>	<b>13</b>	<b>10</b>	<b>9</b>	<b>4</b>	<b>4</b>	<b>1</b>	<b>0</b>	<b>0</b>	<b>165</b>
283 10 RM Rosedale	Male	1	6	8	22	17	19	13	3	8	9	28	18	18	10	7	8	10	2	0	0	0	207
	Female	2	5	7	18	31	22	10	4	8	17	23	18	14	8	9	12	4	2	0	0	0	214
	<b>Total</b>	<b>3</b>	<b>11</b>	<b>15</b>	<b>40</b>	<b>48</b>	<b>41</b>	<b>23</b>	<b>7</b>	<b>16</b>	<b>26</b>	<b>51</b>	<b>36</b>	<b>32</b>	<b>18</b>	<b>16</b>	<b>20</b>	<b>14</b>	<b>4</b>	<b>0</b>	<b>0</b>	<b>0</b>	<b>421</b>
283 30 Hanley	Male	3	21	23	24	30	22	12	20	27	18	22	21	12	13	10	7	14	8	8	1	0	316
	Female	3	15	18	20	14	22	17	25	11	24	22	17	13	4	8	11	20	7	9	5	1	286
	<b>Total</b>	<b>6</b>	<b>36</b>	<b>41</b>	<b>44</b>	<b>44</b>	<b>44</b>	<b>29</b>	<b>45</b>	<b>38</b>	<b>42</b>	<b>44</b>	<b>38</b>	<b>25</b>	<b>17</b>	<b>18</b>	<b>18</b>	<b>34</b>	<b>15</b>	<b>17</b>	<b>6</b>	<b>1</b>	<b>602</b>
307 10 RM Elfros	Male	1	1	5	15	26	25	12	6	3	19	22	32	18	18	15	12	12	9	1	2	0	254
	Female	3	5	5	6	24	14	7	3	10	16	23	19	17	13	10	13	7	9	1	0	0	205
	<b>Total</b>	<b>4</b>	<b>6</b>	<b>10</b>	<b>21</b>	<b>50</b>	<b>39</b>	<b>19</b>	<b>9</b>	<b>13</b>	<b>35</b>	<b>45</b>	<b>51</b>	<b>35</b>	<b>31</b>	<b>25</b>	<b>25</b>	<b>19</b>	<b>18</b>	<b>2</b>	<b>2</b>	<b>0</b>	<b>459</b>
307 50 Elfros	Male	1	0	1	7	11	9	4	4	3	11	7	8	3	3	1	3	5	2	0	1	0	84
	Female	0	1	1	3	7	5	1	1	3	11	8	2	4	2	4	2	6	2	2	0	0	65
	<b>Total</b>	<b>1</b>	<b>1</b>	<b>2</b>	<b>10</b>	<b>18</b>	<b>14</b>	<b>5</b>	<b>5</b>	<b>6</b>	<b>22</b>	<b>15</b>	<b>10</b>	<b>7</b>	<b>5</b>	<b>5</b>	<b>5</b>	<b>11</b>	<b>4</b>	<b>2</b>	<b>1</b>	<b>0</b>	<b>149</b>
307 53 Leslie	Male	0	1	2	0	1	1	4	3	0	0	1	3	2	3	0	1	1	0	0	0	0	23
	Female	0	2	0	0	1	2	2	1	0	2	0	1	3	2	0	1	1	1	1	0	0	20
	<b>Total</b>	<b>0</b>	<b>3</b>	<b>2</b>	<b>0</b>	<b>2</b>	<b>3</b>	<b>6</b>	<b>4</b>	<b>0</b>	<b>2</b>	<b>1</b>	<b>4</b>	<b>5</b>	<b>5</b>	<b>0</b>	<b>2</b>	<b>2</b>	<b>1</b>	<b>1</b>	<b>0</b>	<b>0</b>	<b>43</b>
308 10 RM Big Quill	Male	1	9	15	23	22	30	23	6	17	14	31	33	27	21	10	14	11	13	1	2	0	323
	Female	1	6	8	15	18	19	12	8	9	23	27	35	17	19	12	11	16	8	1	1	0	266
	<b>Total</b>	<b>2</b>	<b>15</b>	<b>23</b>	<b>38</b>	<b>40</b>	<b>49</b>	<b>35</b>	<b>14</b>	<b>26</b>	<b>37</b>	<b>58</b>	<b>68</b>	<b>44</b>	<b>40</b>	<b>22</b>	<b>25</b>	<b>27</b>	<b>21</b>	<b>2</b>	<b>3</b>	<b>0</b>	<b>589</b>
308 30 Wynyard	Male	5	44	74	62	69	74	60	65	90	80	78	59	54	32	27	37	48	38	24	10	2	1,032
	Female	4	30	65	73	72	61	49	62	72	86	71	66	37	42	36	58	68	70	49	20	9	1,100
	<b>Total</b>	<b>9</b>	<b>74</b>	<b>139</b>	<b>135</b>	<b>141</b>	<b>135</b>	<b>109</b>	<b>127</b>	<b>162</b>	<b>166</b>	<b>149</b>	<b>125</b>	<b>91</b>	<b>74</b>	<b>63</b>	<b>95</b>	<b>116</b>	<b>108</b>	<b>73</b>	<b>30</b>	<b>11</b>	<b>2,132</b>

*2004 Covered Population*  
**6 Saskatoon Regional Health Authority**

Residence Code	Age Groupings																					Total
	< 1	1 to 4	5 to 9	10 to 14	15 to 19	20 to 24	25 to 29	30 to 34	35 to 39	40 to 44	45 to 49	50 to 54	55 to 59	60 to 64	65 to 69	70 to 74	75 to 79	80 to 84	85 to 89	90 to 94	95 +	
308 52 Dafoe	Male	0	0	0	0	1	0	2	0	0	3	0	1	1	1	1	1	0	0	0	0	12
	Female	0	0	0	1	0	1	0	0	0	1	1	2	0	2	0	0	1	0	0	0	9
	<b>Total</b>	<b>0</b>	<b>0</b>	<b>0</b>	<b>1</b>	<b>1</b>	<b>1</b>	<b>2</b>	<b>0</b>	<b>0</b>	<b>4</b>	<b>1</b>	<b>3</b>	<b>1</b>	<b>3</b>	<b>1</b>	<b>1</b>	<b>2</b>	<b>0</b>	<b>0</b>	<b>0</b>	<b>21</b>
309 10 RM Prairie Rose	Male	0	1	5	7	8	9	9	3	6	8	12	15	12	10	9	3	10	5	4	0	136
	Female	0	1	6	12	11	9	4	1	5	13	10	8	13	8	7	6	8	1	1	0	124
	<b>Total</b>	<b>0</b>	<b>2</b>	<b>11</b>	<b>19</b>	<b>19</b>	<b>18</b>	<b>13</b>	<b>4</b>	<b>11</b>	<b>21</b>	<b>22</b>	<b>23</b>	<b>25</b>	<b>18</b>	<b>16</b>	<b>9</b>	<b>18</b>	<b>6</b>	<b>5</b>	<b>0</b>	<b>260</b>
309 52 Jansen	Male	2	4	7	7	10	1	5	6	4	5	13	8	4	3	4	2	3	4	1	1	94
	Female	1	3	6	5	1	5	4	4	4	10	5	7	5	3	2	6	5	2	3	3	84
	<b>Total</b>	<b>3</b>	<b>7</b>	<b>13</b>	<b>12</b>	<b>11</b>	<b>6</b>	<b>9</b>	<b>10</b>	<b>8</b>	<b>15</b>	<b>18</b>	<b>15</b>	<b>9</b>	<b>6</b>	<b>6</b>	<b>8</b>	<b>8</b>	<b>6</b>	<b>4</b>	<b>4</b>	<b>178</b>
310 10 RM Usborne	Male	0	1	10	18	36	31	14	4	6	21	30	23	15	14	11	5	7	5	2	0	253
	Female	0	7	9	19	21	21	8	4	9	21	36	17	9	12	8	10	6	11	1	1	230
	<b>Total</b>	<b>0</b>	<b>8</b>	<b>19</b>	<b>37</b>	<b>57</b>	<b>52</b>	<b>22</b>	<b>8</b>	<b>15</b>	<b>42</b>	<b>66</b>	<b>40</b>	<b>24</b>	<b>26</b>	<b>19</b>	<b>15</b>	<b>13</b>	<b>16</b>	<b>3</b>	<b>1</b>	<b>483</b>
310 30 Lanigan	Male	8	29	51	58	36	46	53	44	37	46	52	45	58	34	30	27	23	15	8	4	706
	Female	9	28	43	41	40	40	48	42	40	48	46	51	45	26	35	32	27	29	25	8	705
	<b>Total</b>	<b>17</b>	<b>57</b>	<b>94</b>	<b>99</b>	<b>76</b>	<b>86</b>	<b>101</b>	<b>86</b>	<b>77</b>	<b>94</b>	<b>98</b>	<b>96</b>	<b>103</b>	<b>60</b>	<b>65</b>	<b>59</b>	<b>50</b>	<b>44</b>	<b>33</b>	<b>12</b>	<b>1,411</b>
310 51 Drake	Male	3	3	14	14	12	7	6	9	13	8	8	8	4	3	2	4	6	8	3	0	135
	Female	1	4	13	10	10	11	9	4	7	9	8	6	5	2	3	10	14	7	5	3	142
	<b>Total</b>	<b>4</b>	<b>7</b>	<b>27</b>	<b>24</b>	<b>22</b>	<b>18</b>	<b>15</b>	<b>13</b>	<b>20</b>	<b>17</b>	<b>16</b>	<b>14</b>	<b>9</b>	<b>5</b>	<b>5</b>	<b>14</b>	<b>20</b>	<b>15</b>	<b>8</b>	<b>3</b>	<b>277</b>
310 52 Guernsey	Male	2	1	4	4	6	5	2	3	3	6	3	11	6	5	2	5	4	1	0	0	73
	Female	1	2	4	3	7	4	4	4	3	3	5	8	7	4	3	2	3	2	0	1	71
	<b>Total</b>	<b>3</b>	<b>3</b>	<b>8</b>	<b>7</b>	<b>13</b>	<b>9</b>	<b>6</b>	<b>7</b>	<b>6</b>	<b>9</b>	<b>8</b>	<b>19</b>	<b>13</b>	<b>9</b>	<b>5</b>	<b>7</b>	<b>7</b>	<b>3</b>	<b>0</b>	<b>1</b>	<b>144</b>
312 10 RM Morris	Male	0	2	5	23	21	16	8	2	4	12	16	19	17	12	10	8	7	2	1	2	187
	Female	2	1	0	12	15	14	4	3	8	18	11	17	18	12	9	4	5	3	2	0	158
	<b>Total</b>	<b>2</b>	<b>3</b>	<b>5</b>	<b>35</b>	<b>36</b>	<b>30</b>	<b>12</b>	<b>5</b>	<b>12</b>	<b>30</b>	<b>27</b>	<b>36</b>	<b>35</b>	<b>24</b>	<b>19</b>	<b>12</b>	<b>12</b>	<b>5</b>	<b>3</b>	<b>2</b>	<b>345</b>
312 30 Watrous	Male	14	45	44	60	87	67	52	50	57	76	92	70	64	42	51	26	45	39	26	10	1,017
	Female	5	33	61	62	78	58	52	41	58	90	81	58	60	46	57	50	61	52	36	17	1,062
	<b>Total</b>	<b>19</b>	<b>78</b>	<b>105</b>	<b>122</b>	<b>165</b>	<b>125</b>	<b>104</b>	<b>91</b>	<b>115</b>	<b>166</b>	<b>173</b>	<b>128</b>	<b>124</b>	<b>88</b>	<b>108</b>	<b>76</b>	<b>106</b>	<b>91</b>	<b>62</b>	<b>27</b>	<b>2,079</b>
312 51 Manitou Beach	Male	0	0	0	0	0	0	0	0	0	0	0	0	0	0	2	0	0	0	0	0	2
	Female	0	0	0	0	0	0	0	0	0	0	0	0	0	0	0	2	2	0	0	0	4
	<b>Total</b>	<b>0</b>	<b>0</b>	<b>0</b>	<b>0</b>	<b>0</b>	<b>0</b>	<b>0</b>	<b>0</b>	<b>0</b>	<b>0</b>	<b>0</b>	<b>0</b>	<b>0</b>	<b>0</b>	<b>2</b>	<b>2</b>	<b>2</b>	<b>0</b>	<b>0</b>	<b>0</b>	<b>6</b>

*2004 Covered Population*  
**6 Saskatoon Regional Health Authority**

Residence Code	Age Groupings																				Total		
	< 1	1 to 4	5 to 9	10 to 14	15 to 19	20 to 24	25 to 29	30 to 34	35 to 39	40 to 44	45 to 49	50 to 54	55 to 59	60 to 64	65 to 69	70 to 74	75 to 79	80 to 84	85 to 89	90 to 94		95 +	
312 55 Young	Male	1	8	8	14	13	12	8	9	11	10	17	11	15	5	8	6	5	9	4	0	0	174
	Female	3	6	14	10	8	18	5	13	7	15	13	7	14	6	7	8	10	4	3	1	1	173
	<b>Total</b>	<b>4</b>	<b>14</b>	<b>22</b>	<b>24</b>	<b>21</b>	<b>30</b>	<b>13</b>	<b>22</b>	<b>18</b>	<b>25</b>	<b>30</b>	<b>18</b>	<b>29</b>	<b>11</b>	<b>15</b>	<b>14</b>	<b>15</b>	<b>13</b>	<b>7</b>	<b>1</b>	<b>1</b>	<b>347</b>
312 57 Zelma	Male	0	0	0	0	1	1	0	0	2	0	1	0	2	0	0	0	0	0	0	0	0	7
	Female	0	0	0	0	2	0	0	0	0	0	1	1	0	0	0	0	0	0	0	0	0	4
	<b>Total</b>	<b>0</b>	<b>0</b>	<b>0</b>	<b>0</b>	<b>3</b>	<b>1</b>	<b>0</b>	<b>0</b>	<b>2</b>	<b>0</b>	<b>2</b>	<b>1</b>	<b>2</b>	<b>0</b>	<b>0</b>	<b>0</b>	<b>0</b>	<b>0</b>	<b>0</b>	<b>0</b>	<b>0</b>	<b>11</b>
313 10 RM Lost River	Male	0	1	3	8	7	8	6	3	7	9	8	11	3	5	6	3	5	2	2	1	0	98
	Female	0	0	3	12	10	6	3	2	3	9	7	5	3	7	3	3	3	3	0	0	0	82
	<b>Total</b>	<b>0</b>	<b>1</b>	<b>6</b>	<b>20</b>	<b>17</b>	<b>14</b>	<b>9</b>	<b>5</b>	<b>10</b>	<b>18</b>	<b>15</b>	<b>16</b>	<b>6</b>	<b>12</b>	<b>9</b>	<b>6</b>	<b>8</b>	<b>5</b>	<b>2</b>	<b>1</b>	<b>0</b>	<b>180</b>
314 10 RM Dundurn	Male	2	5	3	14	18	11	14	15	3	11	15	18	14	15	4	10	3	3	0	0	0	178
	Female	1	5	7	11	11	12	11	7	3	12	12	16	21	8	7	9	2	1	1	0	0	157
	<b>Total</b>	<b>3</b>	<b>10</b>	<b>10</b>	<b>25</b>	<b>29</b>	<b>23</b>	<b>25</b>	<b>22</b>	<b>6</b>	<b>23</b>	<b>27</b>	<b>34</b>	<b>35</b>	<b>23</b>	<b>11</b>	<b>19</b>	<b>5</b>	<b>4</b>	<b>1</b>	<b>0</b>	<b>0</b>	<b>335</b>
314 30 Dundurn	Male	10	44	57	57	26	32	45	40	32	43	44	33	31	30	19	20	5	7	3	3	0	581
	Female	5	45	41	38	18	19	55	51	46	42	49	41	28	24	18	11	3	8	1	1	1	545
	<b>Total</b>	<b>15</b>	<b>89</b>	<b>98</b>	<b>95</b>	<b>44</b>	<b>51</b>	<b>100</b>	<b>91</b>	<b>78</b>	<b>85</b>	<b>93</b>	<b>74</b>	<b>59</b>	<b>54</b>	<b>37</b>	<b>31</b>	<b>8</b>	<b>15</b>	<b>4</b>	<b>4</b>	<b>1</b>	<b>1,126</b>
315 10 RM Montrose	Male	0	7	4	10	23	23	3	3	7	12	15	19	8	8	8	8	2	1	1	1	0	163
	Female	0	1	6	10	12	13	9	6	4	12	26	9	10	12	4	4	3	2	2	1	0	146
	<b>Total</b>	<b>0</b>	<b>8</b>	<b>10</b>	<b>20</b>	<b>35</b>	<b>36</b>	<b>12</b>	<b>9</b>	<b>11</b>	<b>24</b>	<b>41</b>	<b>28</b>	<b>18</b>	<b>20</b>	<b>12</b>	<b>12</b>	<b>5</b>	<b>3</b>	<b>3</b>	<b>2</b>	<b>0</b>	<b>309</b>
316 10 RM Harris (22%)	Male	0	0	0	2	2	2	1	0	0	2	3	3	2	2	1	1	1	0	0	0	0	23
	Female	0	0	1	2	2	1	0	0	1	2	2	3	2	1	1	2	0	1	0	0	0	22
	<b>Total</b>	<b>0</b>	<b>1</b>	<b>1</b>	<b>3</b>	<b>4</b>	<b>3</b>	<b>2</b>	<b>1</b>	<b>1</b>	<b>4</b>	<b>5</b>	<b>6</b>	<b>3</b>	<b>3</b>	<b>2</b>	<b>3</b>	<b>1</b>	<b>2</b>	<b>0</b>	<b>0</b>	<b>0</b>	<b>45</b>
336 10 RM Sasman (82%)	Male	1	11	18	24	34	30	16	12	20	25	23	34	25	15	32	16	21	11	9	2	0	379
	Female	1	10	12	20	18	16	11	12	21	19	31	27	21	27	26	20	11	7	7	0	2	317
	<b>Total</b>	<b>2</b>	<b>21</b>	<b>30</b>	<b>43</b>	<b>52</b>	<b>46</b>	<b>27</b>	<b>25</b>	<b>41</b>	<b>44</b>	<b>54</b>	<b>62</b>	<b>45</b>	<b>42</b>	<b>58</b>	<b>35</b>	<b>32</b>	<b>18</b>	<b>16</b>	<b>2</b>	<b>2</b>	<b>695</b>
336 52 Margo	Male	1	6	5	2	2	3	0	5	3	8	5	4	4	4	5	4	4	2	1	2	1	71
	Female	0	2	6	1	4	3	6	8	4	4	2	5	2	4	3	3	1	5	6	3	1	73
	<b>Total</b>	<b>1</b>	<b>8</b>	<b>11</b>	<b>3</b>	<b>6</b>	<b>6</b>	<b>6</b>	<b>13</b>	<b>7</b>	<b>12</b>	<b>7</b>	<b>9</b>	<b>6</b>	<b>8</b>	<b>8</b>	<b>7</b>	<b>5</b>	<b>7</b>	<b>7</b>	<b>5</b>	<b>2</b>	<b>144</b>
337 10 RM Lakeview	Male	0	2	3	7	12	19	9	4	4	11	12	26	20	21	20	11	14	10	5	3	0	213
	Female	1	0	6	8	14	14	8	3	5	5	25	26	21	18	15	5	11	9	4	0	1	199
	<b>Total</b>	<b>1</b>	<b>2</b>	<b>9</b>	<b>15</b>	<b>26</b>	<b>33</b>	<b>17</b>	<b>7</b>	<b>9</b>	<b>16</b>	<b>37</b>	<b>52</b>	<b>41</b>	<b>39</b>	<b>35</b>	<b>16</b>	<b>25</b>	<b>19</b>	<b>9</b>	<b>3</b>	<b>1</b>	<b>412</b>

*2004 Covered Population*  
**6 Saskatoon Regional Health Authority**

Residence Code	Age Groupings																					Total	
	< 1	1 to 4	5 to 9	10 to 14	15 to 19	20 to 24	25 to 29	30 to 34	35 to 39	40 to 44	45 to 49	50 to 54	55 to 59	60 to 64	65 to 69	70 to 74	75 to 79	80 to 84	85 to 89	90 to 94	95 +		
337 30 Wadena	Male	6	21	44	62	50	37	49	30	33	55	56	29	35	32	35	28	34	36	15	9	2	698
	Female	4	31	33	41	35	46	27	28	39	58	46	29	37	38	46	43	61	58	38	21	4	763
	<b>Total</b>	<b>10</b>	<b>52</b>	<b>77</b>	<b>103</b>	<b>85</b>	<b>83</b>	<b>76</b>	<b>58</b>	<b>72</b>	<b>113</b>	<b>102</b>	<b>58</b>	<b>72</b>	<b>70</b>	<b>81</b>	<b>71</b>	<b>95</b>	<b>94</b>	<b>53</b>	<b>30</b>	<b>6</b>	<b>1,461</b>
338 10 RM Lakeside	Male	0	2	6	13	20	20	7	5	9	12	14	15	21	10	7	9	8	6	4	0	0	188
	Female	1	3	9	14	17	11	4	5	3	12	13	19	14	7	9	9	6	3	3	0	0	162
	<b>Total</b>	<b>1</b>	<b>5</b>	<b>15</b>	<b>27</b>	<b>37</b>	<b>31</b>	<b>11</b>	<b>10</b>	<b>12</b>	<b>24</b>	<b>27</b>	<b>34</b>	<b>35</b>	<b>17</b>	<b>16</b>	<b>18</b>	<b>14</b>	<b>9</b>	<b>7</b>	<b>0</b>	<b>0</b>	<b>350</b>
338 30 Watson	Male	5	24	26	26	45	38	24	27	20	35	35	29	21	13	12	15	20	12	3	4	1	435
	Female	4	12	34	23	26	32	29	24	28	33	31	23	21	13	16	21	20	18	15	15	0	438
	<b>Total</b>	<b>9</b>	<b>36</b>	<b>60</b>	<b>49</b>	<b>71</b>	<b>70</b>	<b>53</b>	<b>51</b>	<b>48</b>	<b>68</b>	<b>66</b>	<b>52</b>	<b>42</b>	<b>26</b>	<b>28</b>	<b>36</b>	<b>40</b>	<b>30</b>	<b>18</b>	<b>19</b>	<b>1</b>	<b>873</b>
338 50 Quill Lake	Male	3	14	28	18	23	13	18	13	14	18	19	9	14	13	13	8	19	16	6	2	0	281
	Female	2	18	26	18	15	21	19	16	9	24	19	8	13	11	8	20	24	20	6	11	0	308
	<b>Total</b>	<b>5</b>	<b>32</b>	<b>54</b>	<b>36</b>	<b>38</b>	<b>34</b>	<b>37</b>	<b>29</b>	<b>23</b>	<b>42</b>	<b>38</b>	<b>17</b>	<b>27</b>	<b>24</b>	<b>21</b>	<b>28</b>	<b>43</b>	<b>36</b>	<b>12</b>	<b>13</b>	<b>0</b>	<b>589</b>
339 10 RM LeRoy	Male	0	1	8	28	34	27	15	0	16	16	25	28	12	23	22	13	7	11	4	0	0	290
	Female	0	5	8	23	33	20	4	1	20	17	23	21	21	16	15	9	6	3	2	2	0	249
	<b>Total</b>	<b>0</b>	<b>6</b>	<b>16</b>	<b>51</b>	<b>67</b>	<b>47</b>	<b>19</b>	<b>1</b>	<b>36</b>	<b>33</b>	<b>48</b>	<b>49</b>	<b>33</b>	<b>39</b>	<b>37</b>	<b>22</b>	<b>13</b>	<b>14</b>	<b>6</b>	<b>2</b>	<b>0</b>	<b>539</b>
339 30 Leroy	Male	3	14	7	17	17	15	19	10	14	24	21	17	5	10	10	9	9	4	7	4	0	236
	Female	3	6	13	19	10	20	5	8	16	23	16	10	7	7	6	9	10	16	7	4	2	217
	<b>Total</b>	<b>6</b>	<b>20</b>	<b>20</b>	<b>36</b>	<b>27</b>	<b>35</b>	<b>24</b>	<b>18</b>	<b>30</b>	<b>47</b>	<b>37</b>	<b>27</b>	<b>12</b>	<b>17</b>	<b>16</b>	<b>18</b>	<b>19</b>	<b>20</b>	<b>14</b>	<b>8</b>	<b>2</b>	<b>453</b>
340 10 RM Wolverine	Male	1	5	4	10	16	23	14	6	8	11	19	20	23	13	13	11	8	7	2	0	0	214
	Female	1	9	7	16	19	17	11	5	7	14	14	21	12	8	18	9	5	0	2	1	0	196
	<b>Total</b>	<b>2</b>	<b>14</b>	<b>11</b>	<b>26</b>	<b>35</b>	<b>40</b>	<b>25</b>	<b>11</b>	<b>15</b>	<b>25</b>	<b>33</b>	<b>41</b>	<b>35</b>	<b>21</b>	<b>31</b>	<b>20</b>	<b>13</b>	<b>7</b>	<b>4</b>	<b>1</b>	<b>0</b>	<b>410</b>
341 10 RM Viscount	Male	0	7	9	14	23	19	12	3	6	11	24	23	13	14	5	12	3	1	1	0	0	200
	Female	1	3	6	14	12	14	6	4	10	11	14	20	15	4	6	7	4	4	0	0	0	155
	<b>Total</b>	<b>1</b>	<b>10</b>	<b>15</b>	<b>28</b>	<b>35</b>	<b>33</b>	<b>18</b>	<b>7</b>	<b>16</b>	<b>22</b>	<b>38</b>	<b>43</b>	<b>28</b>	<b>18</b>	<b>11</b>	<b>19</b>	<b>7</b>	<b>5</b>	<b>1</b>	<b>0</b>	<b>0</b>	<b>355</b>
341 51 Plunkett	Male	0	2	2	4	1	1	2	1	1	7	1	1	6	4	3	2	0	2	2	0	0	42
	Female	1	1	2	1	0	1	1	2	5	3	1	6	9	0	2	0	2	3	1	0	0	41
	<b>Total</b>	<b>1</b>	<b>3</b>	<b>4</b>	<b>5</b>	<b>1</b>	<b>2</b>	<b>3</b>	<b>3</b>	<b>6</b>	<b>10</b>	<b>2</b>	<b>7</b>	<b>15</b>	<b>4</b>	<b>5</b>	<b>2</b>	<b>2</b>	<b>5</b>	<b>3</b>	<b>0</b>	<b>0</b>	<b>83</b>
341 54 Viscount	Male	3	8	12	9	14	11	11	6	13	6	18	12	10	10	3	5	2	6	1	2	0	162
	Female	5	5	7	11	17	10	5	10	14	10	18	9	12	4	2	6	3	3	4	1	1	157
	<b>Total</b>	<b>8</b>	<b>13</b>	<b>19</b>	<b>20</b>	<b>31</b>	<b>21</b>	<b>16</b>	<b>16</b>	<b>27</b>	<b>16</b>	<b>36</b>	<b>21</b>	<b>22</b>	<b>14</b>	<b>5</b>	<b>11</b>	<b>5</b>	<b>9</b>	<b>5</b>	<b>3</b>	<b>1</b>	<b>319</b>

*2004 Covered Population*  
**6 Saskatoon Regional Health Authority**

Residence Code	Age Groupings																				Total		
	< 1	1 to 4	5 to 9	10 to 14	15 to 19	20 to 24	25 to 29	30 to 34	35 to 39	40 to 44	45 to 49	50 to 54	55 to 59	60 to 64	65 to 69	70 to 74	75 to 79	80 to 84	85 to 89	90 to 94		95 +	
342 10 RM Colonsay	Male	0	0	5	9	11	10	3	1	3	6	17	16	6	3	7	7	4	4	1	2	0	115
	Female	1	3	2	9	14	13	3	2	3	11	9	11	9	6	5	4	4	1	0	0	0	110
	<b>Total</b>	<b>1</b>	<b>3</b>	<b>7</b>	<b>18</b>	<b>25</b>	<b>23</b>	<b>6</b>	<b>3</b>	<b>6</b>	<b>17</b>	<b>26</b>	<b>27</b>	<b>15</b>	<b>9</b>	<b>12</b>	<b>11</b>	<b>8</b>	<b>5</b>	<b>1</b>	<b>2</b>	<b>0</b>	<b>225</b>
342 30 Colonsay	Male	1	14	21	13	21	26	16	16	18	12	22	21	15	8	8	9	10	2	1	0	0	254
	Female	0	14	16	12	13	14	18	14	13	16	26	16	13	11	10	14	11	2	7	1	0	241
	<b>Total</b>	<b>1</b>	<b>28</b>	<b>37</b>	<b>25</b>	<b>34</b>	<b>40</b>	<b>34</b>	<b>30</b>	<b>31</b>	<b>28</b>	<b>48</b>	<b>37</b>	<b>28</b>	<b>19</b>	<b>18</b>	<b>23</b>	<b>21</b>	<b>4</b>	<b>8</b>	<b>1</b>	<b>0</b>	<b>495</b>
342 53 Meacham	Male	1	5	7	3	6	3	0	4	2	6	4	3	5	4	2	2	1	0	0	0	0	58
	Female	1	0	0	1	2	5	5	2	4	3	4	4	3	4	1	0	3	2	0	0	0	44
	<b>Total</b>	<b>2</b>	<b>5</b>	<b>7</b>	<b>4</b>	<b>8</b>	<b>8</b>	<b>5</b>	<b>6</b>	<b>6</b>	<b>9</b>	<b>8</b>	<b>7</b>	<b>8</b>	<b>8</b>	<b>3</b>	<b>2</b>	<b>4</b>	<b>2</b>	<b>0</b>	<b>0</b>	<b>0</b>	<b>102</b>
343 10 RM Blucher	Male	0	3	11	11	26	32	17	6	7	22	30	35	25	23	9	11	8	6	1	0	0	283
	Female	0	6	13	26	30	26	7	6	10	23	34	22	30	17	11	8	5	4	1	0	0	279
	<b>Total</b>	<b>0</b>	<b>9</b>	<b>24</b>	<b>37</b>	<b>56</b>	<b>58</b>	<b>24</b>	<b>12</b>	<b>17</b>	<b>45</b>	<b>64</b>	<b>57</b>	<b>55</b>	<b>40</b>	<b>20</b>	<b>19</b>	<b>13</b>	<b>10</b>	<b>2</b>	<b>0</b>	<b>0</b>	<b>562</b>
343 30 Allan	Male	2	20	21	32	35	32	31	25	24	29	34	22	28	20	24	18	9	5	3	0	0	414
	Female	2	20	25	29	33	27	18	25	25	36	32	25	24	24	9	12	8	6	5	3	0	388
	<b>Total</b>	<b>4</b>	<b>40</b>	<b>46</b>	<b>61</b>	<b>68</b>	<b>59</b>	<b>49</b>	<b>50</b>	<b>49</b>	<b>65</b>	<b>66</b>	<b>47</b>	<b>52</b>	<b>44</b>	<b>33</b>	<b>30</b>	<b>17</b>	<b>11</b>	<b>8</b>	<b>3</b>	<b>0</b>	<b>802</b>
343 50 Clavet	Male	5	25	33	28	35	20	26	21	31	32	32	20	12	12	3	3	3	1	1	1	0	344
	Female	0	11	21	28	27	20	19	24	32	39	22	21	15	7	2	0	3	2	1	1	0	295
	<b>Total</b>	<b>5</b>	<b>36</b>	<b>54</b>	<b>56</b>	<b>62</b>	<b>40</b>	<b>45</b>	<b>45</b>	<b>63</b>	<b>71</b>	<b>54</b>	<b>41</b>	<b>27</b>	<b>19</b>	<b>5</b>	<b>3</b>	<b>6</b>	<b>3</b>	<b>2</b>	<b>2</b>	<b>0</b>	<b>639</b>
343 52 Bradwell	Male	0	11	7	6	2	1	9	11	4	9	10	10	6	4	1	2	1	1	0	0	0	95
	Female	1	5	4	9	5	5	9	9	6	11	5	4	6	2	1	1	1	1	0	0	0	85
	<b>Total</b>	<b>1</b>	<b>16</b>	<b>11</b>	<b>15</b>	<b>7</b>	<b>6</b>	<b>18</b>	<b>20</b>	<b>10</b>	<b>20</b>	<b>15</b>	<b>14</b>	<b>12</b>	<b>6</b>	<b>2</b>	<b>3</b>	<b>2</b>	<b>2</b>	<b>0</b>	<b>0</b>	<b>0</b>	<b>180</b>
343 55 Elstow	Male	1	3	9	8	6	3	2	6	7	5	3	3	3	3	5	1	3	0	0	0	0	71
	Female	2	5	3	6	2	5	1	3	11	1	4	5	1	5	2	2	1	1	0	0	0	60
	<b>Total</b>	<b>3</b>	<b>8</b>	<b>12</b>	<b>14</b>	<b>8</b>	<b>8</b>	<b>3</b>	<b>9</b>	<b>18</b>	<b>6</b>	<b>7</b>	<b>8</b>	<b>4</b>	<b>8</b>	<b>7</b>	<b>3</b>	<b>4</b>	<b>1</b>	<b>0</b>	<b>0</b>	<b>0</b>	<b>131</b>
344 10 RM Corman Park	Male	8	46	91	153	178	188	80	74	93	164	194	190	172	135	101	79	45	20	10	1	1	2,023
	Female	12	57	84	149	180	130	64	75	99	178	196	200	135	116	81	63	33	13	10	6	0	1,881
	<b>Total</b>	<b>20</b>	<b>103</b>	<b>175</b>	<b>302</b>	<b>358</b>	<b>318</b>	<b>144</b>	<b>149</b>	<b>192</b>	<b>342</b>	<b>390</b>	<b>390</b>	<b>307</b>	<b>251</b>	<b>182</b>	<b>142</b>	<b>78</b>	<b>33</b>	<b>20</b>	<b>7</b>	<b>1</b>	<b>3,904</b>
344 24 Saskatoon	Male	1,272	5,153	6,813	7,595	7,799	8,303	8,033	7,384	7,356	8,718	8,320	6,764	5,313	3,734	2,956	2,699	2,075	1,500	755	260	86	102,888
	Female	1,201	4,980	6,313	7,125	7,600	8,605	8,139	7,281	7,314	8,862	8,528	7,014	5,333	3,988	3,558	3,365	3,079	2,554	1,722	853	215	107,629
	<b>Total</b>	<b>2,473</b>	<b>10,133</b>	<b>13,126</b>	<b>14,720</b>	<b>15,399</b>	<b>16,908</b>	<b>16,172</b>	<b>14,665</b>	<b>14,670</b>	<b>17,580</b>	<b>16,848</b>	<b>13,778</b>	<b>10,646</b>	<b>7,722</b>	<b>6,514</b>	<b>6,064</b>	<b>5,154</b>	<b>4,054</b>	<b>2,477</b>	<b>1,113</b>	<b>301</b>	<b>210,517</b>

*2004 Covered Population*  
**6 Saskatoon Regional Health Authority**

Residence Code	Age Groupings																					Total	
	< 1	1 to 4	5 to 9	10 to 14	15 to 19	20 to 24	25 to 29	30 to 34	35 to 39	40 to 44	45 to 49	50 to 54	55 to 59	60 to 64	65 to 69	70 to 74	75 to 79	80 to 84	85 to 89	90 to 94	95 +		
344 30 Langham	Male	15	42	58	69	58	37	44	63	51	52	55	45	47	21	20	13	19	9	4	7	1	730
	Female	7	33	58	54	60	46	46	65	58	58	51	51	35	20	21	19	18	19	9	6	2	736
	<b>Total</b>	<b>22</b>	<b>75</b>	<b>116</b>	<b>123</b>	<b>118</b>	<b>83</b>	<b>90</b>	<b>128</b>	<b>109</b>	<b>110</b>	<b>106</b>	<b>96</b>	<b>82</b>	<b>41</b>	<b>41</b>	<b>32</b>	<b>37</b>	<b>28</b>	<b>13</b>	<b>13</b>	<b>3</b>	<b>1,466</b>
344 31 Martensville	Male	42	176	212	238	228	194	164	189	225	244	208	152	83	54	33	29	17	8	3	2	2	2,503
	Female	38	152	227	200	222	178	195	194	263	241	205	136	72	49	40	27	20	13	4	2	0	2,478
	<b>Total</b>	<b>80</b>	<b>328</b>	<b>439</b>	<b>438</b>	<b>450</b>	<b>372</b>	<b>359</b>	<b>383</b>	<b>488</b>	<b>485</b>	<b>413</b>	<b>288</b>	<b>155</b>	<b>103</b>	<b>73</b>	<b>56</b>	<b>37</b>	<b>21</b>	<b>7</b>	<b>4</b>	<b>2</b>	<b>4,981</b>
344 32 Warman	Male	36	163	175	186	169	145	172	172	195	181	141	133	76	57	52	43	34	15	5	5	0	2,155
	Female	47	121	181	175	170	149	185	188	168	152	166	111	75	53	56	41	44	34	19	8	2	2,145
	<b>Total</b>	<b>83</b>	<b>284</b>	<b>356</b>	<b>361</b>	<b>339</b>	<b>294</b>	<b>357</b>	<b>360</b>	<b>363</b>	<b>333</b>	<b>307</b>	<b>244</b>	<b>151</b>	<b>110</b>	<b>108</b>	<b>84</b>	<b>78</b>	<b>49</b>	<b>24</b>	<b>13</b>	<b>2</b>	<b>4,300</b>
344 33 Dalmeny	Male	9	53	80	87	79	74	41	49	61	93	86	69	40	18	17	7	4	7	6	2	2	884
	Female	8	55	71	78	77	60	58	62	72	92	77	66	24	19	9	10	11	8	15	3	5	880
	<b>Total</b>	<b>17</b>	<b>108</b>	<b>151</b>	<b>165</b>	<b>156</b>	<b>134</b>	<b>99</b>	<b>111</b>	<b>133</b>	<b>185</b>	<b>163</b>	<b>135</b>	<b>64</b>	<b>37</b>	<b>26</b>	<b>17</b>	<b>15</b>	<b>15</b>	<b>21</b>	<b>5</b>	<b>7</b>	<b>1,764</b>
344 34 Osler	Male	15	70	71	54	38	41	53	64	49	49	23	27	17	12	13	7	3	1	2	0	0	609
	Female	15	51	50	54	24	43	59	64	43	38	23	24	21	14	16	8	4	1	3	0	1	556
	<b>Total</b>	<b>30</b>	<b>121</b>	<b>121</b>	<b>108</b>	<b>62</b>	<b>84</b>	<b>112</b>	<b>128</b>	<b>92</b>	<b>87</b>	<b>46</b>	<b>51</b>	<b>38</b>	<b>26</b>	<b>29</b>	<b>15</b>	<b>7</b>	<b>2</b>	<b>5</b>	<b>0</b>	<b>1</b>	<b>1,165</b>
345 10 RM Vanscoy	Male	4	18	43	77	68	61	35	25	40	71	96	87	62	43	25	20	14	9	2	2	0	802
	Female	4	19	50	69	70	47	30	27	55	89	87	74	59	33	19	21	21	8	5	1	0	788
	<b>Total</b>	<b>8</b>	<b>37</b>	<b>93</b>	<b>146</b>	<b>138</b>	<b>108</b>	<b>65</b>	<b>52</b>	<b>95</b>	<b>160</b>	<b>183</b>	<b>161</b>	<b>121</b>	<b>76</b>	<b>44</b>	<b>41</b>	<b>35</b>	<b>17</b>	<b>7</b>	<b>3</b>	<b>0</b>	<b>1,590</b>
345 30 Asquith	Male	5	28	40	34	30	36	32	28	27	33	31	19	15	16	9	12	7	1	0	3	0	406
	Female	4	22	28	37	25	31	29	30	27	35	27	14	15	14	10	9	7	6	4	2	0	376
	<b>Total</b>	<b>9</b>	<b>50</b>	<b>68</b>	<b>71</b>	<b>55</b>	<b>67</b>	<b>61</b>	<b>58</b>	<b>54</b>	<b>68</b>	<b>58</b>	<b>33</b>	<b>30</b>	<b>30</b>	<b>19</b>	<b>21</b>	<b>14</b>	<b>7</b>	<b>4</b>	<b>5</b>	<b>0</b>	<b>782</b>
345 31 Delisle	Male	14	46	42	47	43	32	45	41	49	50	59	41	29	13	20	20	12	10	8	2	1	624
	Female	8	33	51	48	34	38	39	53	39	52	45	29	22	15	21	20	20	17	5	3	2	594
	<b>Total</b>	<b>22</b>	<b>79</b>	<b>93</b>	<b>95</b>	<b>77</b>	<b>70</b>	<b>84</b>	<b>94</b>	<b>88</b>	<b>102</b>	<b>104</b>	<b>70</b>	<b>51</b>	<b>28</b>	<b>41</b>	<b>40</b>	<b>32</b>	<b>27</b>	<b>13</b>	<b>5</b>	<b>3</b>	<b>1,218</b>
345 54 Vanscoy	Male	2	17	32	29	18	20	19	14	31	25	34	23	19	14	7	16	11	1	1	0	0	333
	Female	6	15	28	20	15	23	23	21	24	26	31	17	10	13	12	11	7	1	2	0	1	306
	<b>Total</b>	<b>8</b>	<b>32</b>	<b>60</b>	<b>49</b>	<b>33</b>	<b>43</b>	<b>42</b>	<b>35</b>	<b>55</b>	<b>51</b>	<b>65</b>	<b>40</b>	<b>29</b>	<b>27</b>	<b>19</b>	<b>27</b>	<b>18</b>	<b>2</b>	<b>3</b>	<b>0</b>	<b>1</b>	<b>639</b>
346 10 RM Perdue (22%)	Male	0	2	3	2	4	4	2	3	2	2	4	4	2	2	3	1	1	0	0	0	0	40
	Female	1	1	2	4	3	3	2	2	2	3	4	4	2	3	1	2	1	1	0	0	0	40
	<b>Total</b>	<b>1</b>	<b>3</b>	<b>6</b>	<b>6</b>	<b>7</b>	<b>6</b>	<b>4</b>	<b>4</b>	<b>4</b>	<b>4</b>	<b>7</b>	<b>7</b>	<b>4</b>	<b>5</b>	<b>4</b>	<b>3</b>	<b>2</b>	<b>1</b>	<b>0</b>	<b>0</b>	<b>0</b>	<b>81</b>

*2004 Covered Population*  
**6 Saskatoon Regional Health Authority**

Residence Code	Age Groupings																					Total	
	< 1	1 to 4	5 to 9	10 to 14	15 to 19	20 to 24	25 to 29	30 to 34	35 to 39	40 to 44	45 to 49	50 to 54	55 to 59	60 to 64	65 to 69	70 to 74	75 to 79	80 to 84	85 to 89	90 to 94	95 +		
368 10 RM Spalding	Male	0	1	3	15	25	27	11	7	10	12	26	20	16	15	25	20	16	10	1	0	0	260
	Female	1	3	1	16	22	13	3	3	6	16	20	22	17	17	20	13	12	8	3	1	1	218
	<b>Total</b>	<b>1</b>	<b>4</b>	<b>4</b>	<b>31</b>	<b>47</b>	<b>40</b>	<b>14</b>	<b>10</b>	<b>16</b>	<b>28</b>	<b>46</b>	<b>42</b>	<b>33</b>	<b>32</b>	<b>45</b>	<b>33</b>	<b>28</b>	<b>18</b>	<b>4</b>	<b>1</b>	<b>1</b>	<b>478</b>
368 52 Spalding	Male	4	7	9	8	9	7	11	10	12	11	12	6	3	12	8	9	8	3	7	1	1	158
	Female	0	6	12	11	5	10	8	5	8	11	8	3	6	9	14	8	2	8	6	4	1	145
	<b>Total</b>	<b>4</b>	<b>13</b>	<b>21</b>	<b>19</b>	<b>14</b>	<b>17</b>	<b>19</b>	<b>15</b>	<b>20</b>	<b>22</b>	<b>20</b>	<b>9</b>	<b>9</b>	<b>21</b>	<b>22</b>	<b>17</b>	<b>10</b>	<b>11</b>	<b>13</b>	<b>5</b>	<b>2</b>	<b>303</b>
369 10 RM St. Peter	Male	1	10	17	26	37	49	26	14	14	30	25	29	40	30	22	17	15	4	4	0	1	411
	Female	2	8	9	23	39	26	16	12	16	36	21	30	27	21	19	13	2	9	4	0	0	333
	<b>Total</b>	<b>3</b>	<b>18</b>	<b>26</b>	<b>49</b>	<b>76</b>	<b>75</b>	<b>42</b>	<b>26</b>	<b>30</b>	<b>66</b>	<b>46</b>	<b>59</b>	<b>67</b>	<b>51</b>	<b>41</b>	<b>30</b>	<b>17</b>	<b>13</b>	<b>8</b>	<b>0</b>	<b>1</b>	<b>744</b>
369 50 Annaheim	Male	0	7	17	11	11	4	8	14	11	14	8	3	5	8	4	4	3	3	0	2	0	137
	Female	3	10	8	7	14	5	15	10	7	8	10	5	4	5	5	4	4	2	7	1	0	134
	<b>Total</b>	<b>3</b>	<b>17</b>	<b>25</b>	<b>18</b>	<b>25</b>	<b>9</b>	<b>23</b>	<b>24</b>	<b>18</b>	<b>22</b>	<b>18</b>	<b>8</b>	<b>9</b>	<b>13</b>	<b>9</b>	<b>8</b>	<b>7</b>	<b>5</b>	<b>7</b>	<b>3</b>	<b>0</b>	<b>271</b>
369 51 Englefeld	Male	2	8	15	15	12	10	10	11	10	11	8	8	8	7	8	2	2	1	1	1	0	150
	Female	0	7	10	11	15	9	10	11	11	11	5	10	6	6	7	1	1	5	4	1	0	141
	<b>Total</b>	<b>2</b>	<b>15</b>	<b>25</b>	<b>26</b>	<b>27</b>	<b>19</b>	<b>20</b>	<b>22</b>	<b>21</b>	<b>22</b>	<b>13</b>	<b>18</b>	<b>14</b>	<b>13</b>	<b>15</b>	<b>3</b>	<b>3</b>	<b>6</b>	<b>5</b>	<b>2</b>	<b>0</b>	<b>291</b>
369 52 Lake Lenore	Male	2	14	18	17	19	14	13	12	10	15	12	14	9	9	1	8	6	4	1	0	0	198
	Female	3	11	24	18	16	7	21	9	10	17	11	12	5	8	2	10	7	5	2	2	1	201
	<b>Total</b>	<b>5</b>	<b>25</b>	<b>42</b>	<b>35</b>	<b>35</b>	<b>21</b>	<b>34</b>	<b>21</b>	<b>20</b>	<b>32</b>	<b>23</b>	<b>26</b>	<b>14</b>	<b>17</b>	<b>3</b>	<b>18</b>	<b>13</b>	<b>9</b>	<b>3</b>	<b>2</b>	<b>1</b>	<b>399</b>
369 53 Muenster	Male	3	14	15	15	11	16	13	12	19	14	19	9	13	8	6	5	9	2	3	3	0	209
	Female	1	12	17	14	27	15	14	17	17	17	19	7	10	6	8	7	4	7	5	2	1	227
	<b>Total</b>	<b>4</b>	<b>26</b>	<b>32</b>	<b>29</b>	<b>38</b>	<b>31</b>	<b>27</b>	<b>29</b>	<b>36</b>	<b>31</b>	<b>38</b>	<b>16</b>	<b>23</b>	<b>14</b>	<b>14</b>	<b>12</b>	<b>13</b>	<b>9</b>	<b>8</b>	<b>5</b>	<b>1</b>	<b>436</b>
369 54 St. Gregor	Male	3	6	9	8	5	6	6	6	4	11	5	4	4	5	4	2	1	0	0	0	1	90
	Female	3	6	5	5	6	2	7	4	9	5	4	4	2	6	0	0	0	0	0	2	0	70
	<b>Total</b>	<b>6</b>	<b>12</b>	<b>14</b>	<b>13</b>	<b>11</b>	<b>8</b>	<b>13</b>	<b>10</b>	<b>13</b>	<b>16</b>	<b>9</b>	<b>8</b>	<b>6</b>	<b>11</b>	<b>4</b>	<b>2</b>	<b>1</b>	<b>0</b>	<b>0</b>	<b>2</b>	<b>1</b>	<b>160</b>
370 10 RM Humboldt	Male	3	4	10	24	42	37	17	11	17	26	39	41	42	17	21	16	15	5	4	2	0	393
	Female	3	4	14	25	27	35	11	12	13	24	36	34	24	19	17	16	7	8	2	1	0	332
	<b>Total</b>	<b>6</b>	<b>8</b>	<b>24</b>	<b>49</b>	<b>69</b>	<b>72</b>	<b>28</b>	<b>23</b>	<b>30</b>	<b>50</b>	<b>75</b>	<b>75</b>	<b>66</b>	<b>36</b>	<b>38</b>	<b>32</b>	<b>22</b>	<b>13</b>	<b>6</b>	<b>3</b>	<b>0</b>	<b>725</b>
370 20 Humboldt	Male	33	134	162	198	187	193	142	150	179	199	181	173	133	113	116	130	108	76	48	18	5	2,678
	Female	28	114	157	201	197	162	145	156	172	207	185	167	151	131	120	167	156	138	99	58	13	2,924
	<b>Total</b>	<b>61</b>	<b>248</b>	<b>319</b>	<b>399</b>	<b>384</b>	<b>355</b>	<b>287</b>	<b>306</b>	<b>351</b>	<b>406</b>	<b>366</b>	<b>340</b>	<b>284</b>	<b>244</b>	<b>236</b>	<b>297</b>	<b>264</b>	<b>214</b>	<b>147</b>	<b>76</b>	<b>18</b>	<b>5,602</b>



*2004 Covered Population*  
**6 Saskatoon Regional Health Authority**

Residence Code	Age Groupings																				Total		
	< 1	1 to 4	5 to 9	10 to 14	15 to 19	20 to 24	25 to 29	30 to 34	35 to 39	40 to 44	45 to 49	50 to 54	55 to 59	60 to 64	65 to 69	70 to 74	75 to 79	80 to 84	85 to 89	90 to 94		95 +	
371 10 RM Bayne	Male	0	10	7	22	25	17	9	9	17	23	28	18	16	15	11	17	10	4	3	0	0	261
	Female	0	3	10	26	24	19	9	9	16	23	15	17	19	14	7	6	10	4	3	0	0	234
	<b>Total</b>	<b>0</b>	<b>13</b>	<b>17</b>	<b>48</b>	<b>49</b>	<b>36</b>	<b>18</b>	<b>18</b>	<b>33</b>	<b>46</b>	<b>43</b>	<b>35</b>	<b>35</b>	<b>29</b>	<b>18</b>	<b>23</b>	<b>20</b>	<b>8</b>	<b>6</b>	<b>0</b>	<b>0</b>	<b>495</b>
371 30 Bruno	Male	3	13	16	10	22	24	15	10	24	32	25	28	18	12	16	19	22	6	7	3	0	325
	Female	0	11	26	17	21	9	18	12	19	19	21	22	22	14	18	22	22	14	10	8	0	325
	<b>Total</b>	<b>3</b>	<b>24</b>	<b>42</b>	<b>27</b>	<b>43</b>	<b>33</b>	<b>33</b>	<b>22</b>	<b>43</b>	<b>51</b>	<b>46</b>	<b>50</b>	<b>40</b>	<b>26</b>	<b>34</b>	<b>41</b>	<b>44</b>	<b>20</b>	<b>17</b>	<b>11</b>	<b>0</b>	<b>650</b>
372 10 RM Grant	Male	1	8	14	17	20	19	14	8	12	16	15	14	18	12	14	10	8	2	5	0	0	227
	Female	0	5	12	21	27	10	7	5	12	17	17	12	12	13	9	8	4	3	2	0	0	196
	<b>Total</b>	<b>1</b>	<b>13</b>	<b>26</b>	<b>38</b>	<b>47</b>	<b>29</b>	<b>21</b>	<b>13</b>	<b>24</b>	<b>33</b>	<b>32</b>	<b>26</b>	<b>30</b>	<b>25</b>	<b>23</b>	<b>18</b>	<b>12</b>	<b>5</b>	<b>7</b>	<b>0</b>	<b>0</b>	<b>423</b>
372 30 Vonda	Male	0	9	19	12	19	16	13	12	19	12	18	8	8	11	3	5	1	4	0	0	0	189
	Female	3	10	11	7	16	13	9	15	15	19	6	9	11	6	3	7	1	6	3	1	0	171
	<b>Total</b>	<b>3</b>	<b>19</b>	<b>30</b>	<b>19</b>	<b>35</b>	<b>29</b>	<b>22</b>	<b>27</b>	<b>34</b>	<b>31</b>	<b>24</b>	<b>17</b>	<b>19</b>	<b>17</b>	<b>6</b>	<b>12</b>	<b>2</b>	<b>10</b>	<b>3</b>	<b>1</b>	<b>0</b>	<b>360</b>
372 51 Prud'Homme	Male	1	9	10	12	3	2	4	7	10	13	11	6	3	3	5	6	4	3	1	1	1	115
	Female	1	6	11	18	10	4	7	12	11	11	6	7	6	5	6	7	4	5	3	1	1	142
	<b>Total</b>	<b>2</b>	<b>15</b>	<b>21</b>	<b>30</b>	<b>13</b>	<b>6</b>	<b>11</b>	<b>19</b>	<b>21</b>	<b>24</b>	<b>17</b>	<b>13</b>	<b>9</b>	<b>8</b>	<b>11</b>	<b>13</b>	<b>8</b>	<b>8</b>	<b>4</b>	<b>2</b>	<b>2</b>	<b>257</b>
373 10 RM Aberdeen	Male	1	0	10	23	20	17	8	7	7	16	18	20	14	17	11	14	11	2	2	1	0	219
	Female	0	2	6	13	18	13	7	4	6	16	22	24	12	8	11	13	6	5	2	0	0	188
	<b>Total</b>	<b>1</b>	<b>2</b>	<b>16</b>	<b>36</b>	<b>38</b>	<b>30</b>	<b>15</b>	<b>11</b>	<b>13</b>	<b>32</b>	<b>40</b>	<b>44</b>	<b>26</b>	<b>25</b>	<b>22</b>	<b>27</b>	<b>17</b>	<b>7</b>	<b>4</b>	<b>1</b>	<b>0</b>	<b>407</b>
373 30 Aberdeen	Male	4	25	40	45	33	16	16	23	38	34	27	18	16	14	11	7	4	3	1	0	0	375
	Female	3	15	31	28	28	25	21	39	32	33	29	20	13	13	6	8	6	6	4	2	2	364
	<b>Total</b>	<b>7</b>	<b>40</b>	<b>71</b>	<b>73</b>	<b>61</b>	<b>41</b>	<b>37</b>	<b>62</b>	<b>70</b>	<b>67</b>	<b>56</b>	<b>38</b>	<b>29</b>	<b>27</b>	<b>17</b>	<b>15</b>	<b>10</b>	<b>9</b>	<b>5</b>	<b>2</b>	<b>2</b>	<b>739</b>
399 10 RM Lake Lenore (48%)	Male	0	5	2	5	13	11	5	4	2	7	10	12	9	6	4	5	4	3	4	0	0	110
	Female	1	6	4	7	14	7	6	1	4	7	9	12	7	4	6	5	3	3	0	0	0	107
	<b>Total</b>	<b>1</b>	<b>11</b>	<b>6</b>	<b>12</b>	<b>27</b>	<b>18</b>	<b>11</b>	<b>6</b>	<b>6</b>	<b>14</b>	<b>18</b>	<b>24</b>	<b>15</b>	<b>10</b>	<b>10</b>	<b>10</b>	<b>10</b>	<b>8</b>	<b>6</b>	<b>4</b>	<b>0</b>	<b>217</b>
400 10 RM Three Lakes	Male	0	3	11	25	13	13	8	4	12	24	20	21	10	15	22	24	13	6	3	1	0	248
	Female	2	6	8	13	25	13	5	4	16	11	20	14	18	18	21	13	10	4	1	0	3	225
	<b>Total</b>	<b>2</b>	<b>9</b>	<b>19</b>	<b>38</b>	<b>38</b>	<b>26</b>	<b>13</b>	<b>8</b>	<b>28</b>	<b>35</b>	<b>40</b>	<b>35</b>	<b>28</b>	<b>33</b>	<b>43</b>	<b>37</b>	<b>23</b>	<b>10</b>	<b>4</b>	<b>1</b>	<b>3</b>	<b>473</b>
400 50 Middle Lake	Male	3	9	25	16	10	6	6	15	10	15	6	6	8	8	7	11	4	8	1	4	3	181
	Female	3	7	21	10	4	5	8	14	10	11	5	6	4	8	13	12	6	7	15	9	2	180
	<b>Total</b>	<b>6</b>	<b>16</b>	<b>46</b>	<b>26</b>	<b>14</b>	<b>11</b>	<b>14</b>	<b>29</b>	<b>20</b>	<b>26</b>	<b>11</b>	<b>12</b>	<b>12</b>	<b>16</b>	<b>20</b>	<b>23</b>	<b>10</b>	<b>15</b>	<b>16</b>	<b>13</b>	<b>5</b>	<b>361</b>

*2004 Covered Population*  
**6 Saskatoon Regional Health Authority**

Residence Code	Age Groupings																					Total	
	< 1	1 to 4	5 to 9	10 to 14	15 to 19	20 to 24	25 to 29	30 to 34	35 to 39	40 to 44	45 to 49	50 to 54	55 to 59	60 to 64	65 to 69	70 to 74	75 to 79	80 to 84	85 to 89	90 to 94	95 +		
400 51 St. Benedict	Male	0	1	4	2	5	3	4	3	4	3	5	4	3	5	1	1	4	3	0	0	0	55
	Female	0	1	5	4	4	4	5	3	5	3	6	3	3	2	1	2	4	1	1	0	0	57
	<b>Total</b>	<b>0</b>	<b>2</b>	<b>9</b>	<b>6</b>	<b>9</b>	<b>7</b>	<b>9</b>	<b>6</b>	<b>9</b>	<b>6</b>	<b>11</b>	<b>7</b>	<b>6</b>	<b>7</b>	<b>2</b>	<b>3</b>	<b>8</b>	<b>4</b>	<b>1</b>	<b>0</b>	<b>0</b>	<b>112</b>
400 52 Pilger	Male	0	1	6	3	1	2	3	1	4	4	1	3	2	4	4	2	2	1	0	0	0	44
	Female	1	2	3	4	6	0	2	3	3	2	5	5	5	2	1	1	1	5	0	1	1	53
	<b>Total</b>	<b>1</b>	<b>3</b>	<b>9</b>	<b>7</b>	<b>7</b>	<b>2</b>	<b>5</b>	<b>4</b>	<b>7</b>	<b>6</b>	<b>6</b>	<b>8</b>	<b>7</b>	<b>6</b>	<b>5</b>	<b>3</b>	<b>3</b>	<b>6</b>	<b>0</b>	<b>1</b>	<b>1</b>	<b>97</b>
401 10 RM Hoodoo	Male	0	4	8	22	35	27	16	7	11	21	25	22	24	16	17	17	12	5	4	0	0	293
	Female	1	10	4	21	20	20	5	6	11	16	23	16	26	19	11	14	6	6	1	0	0	236
	<b>Total</b>	<b>1</b>	<b>14</b>	<b>12</b>	<b>43</b>	<b>55</b>	<b>47</b>	<b>21</b>	<b>13</b>	<b>22</b>	<b>37</b>	<b>48</b>	<b>38</b>	<b>50</b>	<b>35</b>	<b>28</b>	<b>31</b>	<b>18</b>	<b>11</b>	<b>5</b>	<b>0</b>	<b>0</b>	<b>529</b>
401 30 Wakaw	Male	6	21	26	24	28	28	24	19	32	30	32	28	22	26	30	28	33	17	21	7	3	485
	Female	2	17	36	22	22	17	20	31	31	30	32	23	33	23	41	44	26	32	37	26	2	547
	<b>Total</b>	<b>8</b>	<b>38</b>	<b>62</b>	<b>46</b>	<b>50</b>	<b>45</b>	<b>44</b>	<b>50</b>	<b>63</b>	<b>60</b>	<b>64</b>	<b>51</b>	<b>55</b>	<b>49</b>	<b>71</b>	<b>72</b>	<b>59</b>	<b>49</b>	<b>58</b>	<b>33</b>	<b>5</b>	<b>1,032</b>
401 31 Cudworth	Male	5	20	29	26	22	22	17	29	26	30	27	30	16	14	22	26	17	15	7	7	3	410
	Female	7	20	26	28	20	26	21	31	24	21	19	16	13	24	25	30	32	16	16	9	3	427
	<b>Total</b>	<b>12</b>	<b>40</b>	<b>55</b>	<b>54</b>	<b>42</b>	<b>48</b>	<b>38</b>	<b>60</b>	<b>50</b>	<b>51</b>	<b>46</b>	<b>46</b>	<b>29</b>	<b>38</b>	<b>47</b>	<b>56</b>	<b>49</b>	<b>31</b>	<b>23</b>	<b>16</b>	<b>6</b>	<b>837</b>
402 10 RM Fish Creek	Male	0	6	2	4	11	17	5	3	5	10	12	15	13	5	13	16	8	9	1	1	1	157
	Female	0	3	6	9	12	7	2	2	5	8	14	8	11	10	13	7	7	1	2	0	1	128
	<b>Total</b>	<b>0</b>	<b>9</b>	<b>8</b>	<b>13</b>	<b>23</b>	<b>24</b>	<b>7</b>	<b>5</b>	<b>10</b>	<b>18</b>	<b>26</b>	<b>23</b>	<b>24</b>	<b>15</b>	<b>26</b>	<b>23</b>	<b>15</b>	<b>10</b>	<b>3</b>	<b>1</b>	<b>2</b>	<b>285</b>
402 50 Alvena	Male	0	2	1	4	2	4	2	0	1	7	9	3	3	1	1	1	4	2	0	0	0	47
	Female	0	1	0	3	4	2	1	2	1	1	9	3	1	0	4	4	1	3	2	0	0	42
	<b>Total</b>	<b>0</b>	<b>3</b>	<b>1</b>	<b>7</b>	<b>6</b>	<b>6</b>	<b>3</b>	<b>2</b>	<b>2</b>	<b>8</b>	<b>18</b>	<b>6</b>	<b>4</b>	<b>1</b>	<b>5</b>	<b>5</b>	<b>5</b>	<b>5</b>	<b>2</b>	<b>0</b>	<b>0</b>	<b>89</b>
403 10 RM Rosthern	Male	3	16	31	73	76	53	35	24	28	54	57	45	43	43	35	25	13	14	3	1	3	675
	Female	3	15	37	64	63	43	28	18	41	48	55	44	45	42	28	12	18	8	3	3	1	619
	<b>Total</b>	<b>6</b>	<b>31</b>	<b>68</b>	<b>137</b>	<b>139</b>	<b>96</b>	<b>63</b>	<b>42</b>	<b>69</b>	<b>102</b>	<b>112</b>	<b>89</b>	<b>88</b>	<b>85</b>	<b>63</b>	<b>37</b>	<b>31</b>	<b>22</b>	<b>6</b>	<b>4</b>	<b>4</b>	<b>1,294</b>
403 30 Rosthern	Male	7	35	39	54	50	43	45	43	43	50	50	38	40	33	41	27	40	16	16	8	6	724
	Female	11	34	49	44	55	48	42	54	31	54	57	37	39	45	33	47	54	45	40	31	4	854
	<b>Total</b>	<b>18</b>	<b>69</b>	<b>88</b>	<b>98</b>	<b>105</b>	<b>91</b>	<b>87</b>	<b>97</b>	<b>74</b>	<b>104</b>	<b>107</b>	<b>75</b>	<b>79</b>	<b>78</b>	<b>74</b>	<b>74</b>	<b>94</b>	<b>61</b>	<b>56</b>	<b>39</b>	<b>10</b>	<b>1,578</b>
403 31 Hague	Male	14	54	59	47	42	41	49	44	40	52	28	25	9	16	9	7	13	5	4	1	1	560
	Female	19	29	74	44	29	53	48	39	40	45	33	18	14	7	16	10	15	13	8	1	0	555
	<b>Total</b>	<b>33</b>	<b>83</b>	<b>133</b>	<b>91</b>	<b>71</b>	<b>94</b>	<b>97</b>	<b>83</b>	<b>80</b>	<b>97</b>	<b>61</b>	<b>43</b>	<b>23</b>	<b>23</b>	<b>25</b>	<b>17</b>	<b>28</b>	<b>18</b>	<b>12</b>	<b>2</b>	<b>1</b>	<b>1,115</b>

*2004 Covered Population*  
**6 Saskatoon Regional Health Authority**

Residence Code	Age Groupings																					Total	
	< 1	1 to 4	5 to 9	10 to 14	15 to 19	20 to 24	25 to 29	30 to 34	35 to 39	40 to 44	45 to 49	50 to 54	55 to 59	60 to 64	65 to 69	70 to 74	75 to 79	80 to 84	85 to 89	90 to 94	95 +		
404 10 RM Laird	Male	6	11	15	31	36	34	21	19	10	21	38	38	37	22	24	14	15	11	4	1	0	408
	Female	3	6	14	29	43	24	18	12	14	25	34	28	31	24	17	18	9	5	4	0	0	358
	<b>Total</b>	<b>9</b>	<b>17</b>	<b>29</b>	<b>60</b>	<b>79</b>	<b>58</b>	<b>39</b>	<b>31</b>	<b>24</b>	<b>46</b>	<b>72</b>	<b>66</b>	<b>68</b>	<b>46</b>	<b>41</b>	<b>32</b>	<b>24</b>	<b>16</b>	<b>8</b>	<b>1</b>	<b>0</b>	<b>766</b>
404 30 Waldheim	Male	7	28	33	40	42	41	23	42	39	49	35	29	21	16	17	20	17	10	6	4	1	520
	Female	6	34	44	50	46	33	33	36	36	46	32	25	31	20	17	28	25	15	15	6	1	579
	<b>Total</b>	<b>13</b>	<b>62</b>	<b>77</b>	<b>90</b>	<b>88</b>	<b>74</b>	<b>56</b>	<b>78</b>	<b>75</b>	<b>95</b>	<b>67</b>	<b>54</b>	<b>52</b>	<b>36</b>	<b>34</b>	<b>48</b>	<b>42</b>	<b>25</b>	<b>21</b>	<b>10</b>	<b>2</b>	<b>1,099</b>
404 50 Hepburn	Male	9	20	33	29	35	27	24	22	28	24	17	24	8	6	6	3	7	6	0	0	1	329
	Female	6	34	33	27	29	31	23	27	23	32	20	15	7	7	8	9	6	5	3	1	1	347
	<b>Total</b>	<b>15</b>	<b>54</b>	<b>66</b>	<b>56</b>	<b>64</b>	<b>58</b>	<b>47</b>	<b>49</b>	<b>51</b>	<b>56</b>	<b>37</b>	<b>39</b>	<b>15</b>	<b>13</b>	<b>14</b>	<b>12</b>	<b>13</b>	<b>11</b>	<b>3</b>	<b>1</b>	<b>2</b>	<b>676</b>
404 51 Laird	Male	1	8	8	11	10	11	10	8	13	10	13	14	4	6	1	4	1	3	2	0	0	138
	Female	1	8	13	14	8	7	6	6	9	13	9	10	3	4	4	2	4	6	0	3	0	130
	<b>Total</b>	<b>2</b>	<b>16</b>	<b>21</b>	<b>25</b>	<b>18</b>	<b>18</b>	<b>16</b>	<b>14</b>	<b>22</b>	<b>23</b>	<b>22</b>	<b>24</b>	<b>7</b>	<b>10</b>	<b>5</b>	<b>6</b>	<b>5</b>	<b>9</b>	<b>2</b>	<b>3</b>	<b>0</b>	<b>268</b>
405 10 RM Great Bend	Male	0	4	9	17	27	16	11	4	7	12	23	22	14	18	9	9	7	4	2	3	0	218
	Female	1	4	7	13	10	14	2	2	6	15	18	18	14	11	11	7	9	5	2	1	0	170
	<b>Total</b>	<b>1</b>	<b>8</b>	<b>16</b>	<b>30</b>	<b>37</b>	<b>30</b>	<b>13</b>	<b>6</b>	<b>13</b>	<b>27</b>	<b>41</b>	<b>40</b>	<b>28</b>	<b>29</b>	<b>20</b>	<b>16</b>	<b>16</b>	<b>9</b>	<b>4</b>	<b>4</b>	<b>0</b>	<b>388</b>
405 30 Radisson	Male	1	9	13	6	21	10	13	13	13	20	17	21	17	16	6	8	10	4	4	2	1	225
	Female	2	14	17	15	21	9	14	13	12	18	13	18	10	14	10	15	14	12	6	5	0	252
	<b>Total</b>	<b>3</b>	<b>23</b>	<b>30</b>	<b>21</b>	<b>42</b>	<b>19</b>	<b>27</b>	<b>26</b>	<b>25</b>	<b>38</b>	<b>30</b>	<b>39</b>	<b>27</b>	<b>30</b>	<b>16</b>	<b>23</b>	<b>24</b>	<b>16</b>	<b>10</b>	<b>7</b>	<b>1</b>	<b>477</b>
405 50 Borden	Male	4	8	15	14	17	14	12	10	15	18	13	9	12	6	3	2	8	6	4	1	0	191
	Female	2	12	12	14	11	14	10	8	18	13	11	9	7	8	4	8	8	19	2	2	0	192
	<b>Total</b>	<b>6</b>	<b>20</b>	<b>27</b>	<b>28</b>	<b>28</b>	<b>28</b>	<b>22</b>	<b>18</b>	<b>33</b>	<b>31</b>	<b>24</b>	<b>18</b>	<b>19</b>	<b>14</b>	<b>7</b>	<b>10</b>	<b>16</b>	<b>25</b>	<b>6</b>	<b>3</b>	<b>0</b>	<b>383</b>
406 10 RM Mayfield (18%)	Male	0	1	1	3	4	4	3	1	2	3	3	3	3	2	2	3	2	0	0	0	0	38
	Female	1	0	1	2	2	3	1	1	1	3	3	2	2	2	3	1	1	0	1	0	0	31
	<b>Total</b>	<b>1</b>	<b>1</b>	<b>2</b>	<b>4</b>	<b>6</b>	<b>6</b>	<b>3</b>	<b>2</b>	<b>3</b>	<b>5</b>	<b>6</b>	<b>5</b>	<b>5</b>	<b>5</b>	<b>5</b>	<b>4</b>	<b>3</b>	<b>1</b>	<b>1</b>	<b>0</b>	<b>0</b>	<b>69</b>
430 10 RM Invergordon (15%)	Male	0	1	0	3	4	4	2	2	2	5	4	3	3	3	4	3	2	1	0	0	0	48
	Female	0	1	1	2	4	3	1	1	1	3	5	3	3	3	3	2	2	2	1	0	0	42
	<b>Total</b>	<b>0</b>	<b>1</b>	<b>2</b>	<b>6</b>	<b>8</b>	<b>7</b>	<b>3</b>	<b>3</b>	<b>4</b>	<b>5</b>	<b>9</b>	<b>7</b>	<b>7</b>	<b>6</b>	<b>6</b>	<b>6</b>	<b>5</b>	<b>4</b>	<b>2</b>	<b>1</b>	<b>0</b>	<b>90</b>
431 10 RM St. Louis (42%)	Male	1	4	6	16	17	17	10	4	8	11	14	19	12	11	9	10	9	8	3	0	0	189
	Female	1	4	8	11	19	17	9	5	9	13	16	13	10	9	10	8	10	3	3	2	1	181
	<b>Total</b>	<b>2</b>	<b>8</b>	<b>14</b>	<b>27</b>	<b>36</b>	<b>34</b>	<b>19</b>	<b>9</b>	<b>17</b>	<b>25</b>	<b>30</b>	<b>32</b>	<b>21</b>	<b>20</b>	<b>19</b>	<b>18</b>	<b>19</b>	<b>11</b>	<b>5</b>	<b>2</b>	<b>1</b>	<b>369</b>

*2004 Covered Population*  
**6 Saskatoon Regional Health Authority**

Residence Code	Age Groupings																					Total	
	< 1	1 to 4	5 to 9	10 to 14	15 to 19	20 to 24	25 to 29	30 to 34	35 to 39	40 to 44	45 to 49	50 to 54	55 to 59	60 to 64	65 to 69	70 to 74	75 to 79	80 to 84	85 to 89	90 to 94	95 +		
431 50 Domremy	Male	2	15	13	9	12	7	9	9	5	9	12	2	8	5	5	2	4	4	2	0	0	134
	Female	2	13	13	11	8	8	13	10	9	6	9	2	5	3	3	2	5	3	1	1	0	127
	<b>Total</b>	<b>4</b>	<b>28</b>	<b>26</b>	<b>20</b>	<b>20</b>	<b>15</b>	<b>22</b>	<b>19</b>	<b>14</b>	<b>15</b>	<b>21</b>	<b>4</b>	<b>13</b>	<b>8</b>	<b>8</b>	<b>4</b>	<b>9</b>	<b>7</b>	<b>3</b>	<b>1</b>	<b>0</b>	<b>261</b>
463 10 RM Duck Lake (65%)	Male	2	8	16	21	20	26	10	11	8	23	26	27	18	13	11	10	6	7	2	0	0	266
	Female	3	8	10	18	23	19	14	10	8	22	28	23	13	10	9	13	7	3	2	1	1	244
	<b>Total</b>	<b>5</b>	<b>17</b>	<b>26</b>	<b>39</b>	<b>44</b>	<b>45</b>	<b>24</b>	<b>21</b>	<b>16</b>	<b>46</b>	<b>54</b>	<b>50</b>	<b>31</b>	<b>23</b>	<b>20</b>	<b>23</b>	<b>12</b>	<b>10</b>	<b>4</b>	<b>1</b>	<b>1</b>	<b>510</b>
463 30 Duck Lake	Male	1	9	14	18	19	13	19	13	16	19	22	19	12	14	10	4	9	7	5	2	0	245
	Female	3	9	14	16	11	8	12	15	17	14	17	9	19	11	6	5	11	14	8	5	1	225
	<b>Total</b>	<b>4</b>	<b>18</b>	<b>28</b>	<b>34</b>	<b>30</b>	<b>21</b>	<b>31</b>	<b>28</b>	<b>33</b>	<b>33</b>	<b>39</b>	<b>28</b>	<b>31</b>	<b>25</b>	<b>16</b>	<b>9</b>	<b>20</b>	<b>21</b>	<b>13</b>	<b>7</b>	<b>1</b>	<b>470</b>
759 80 Whitecap Dakota Sioux First Nation	Male	3	6	4	4	6	5	3	5	5	2	4	3	2	1	1	2	0	0	0	0	0	56
	Female	4	3	5	6	8	4	4	7	3	5	4	2	5	2	1	2	0	1	0	0	0	66
	<b>Total</b>	<b>7</b>	<b>9</b>	<b>9</b>	<b>10</b>	<b>14</b>	<b>9</b>	<b>7</b>	<b>12</b>	<b>8</b>	<b>7</b>	<b>8</b>	<b>5</b>	<b>7</b>	<b>3</b>	<b>2</b>	<b>4</b>	<b>0</b>	<b>1</b>	<b>0</b>	<b>0</b>	<b>0</b>	<b>122</b>
760 82 One Arrow First Nation	Male	13	44	45	37	31	29	17	16	17	15	14	10	7	5	4	1	3	0	0	0	0	307
	Female	11	25	36	34	24	30	16	19	17	21	11	7	6	3	5	3	1	0	0	0	0	270
	<b>Total</b>	<b>24</b>	<b>70</b>	<b>81</b>	<b>71</b>	<b>55</b>	<b>59</b>	<b>32</b>	<b>35</b>	<b>35</b>	<b>36</b>	<b>25</b>	<b>17</b>	<b>13</b>	<b>8</b>	<b>9</b>	<b>4</b>	<b>4</b>	<b>0</b>	<b>0</b>	<b>0</b>	<b>0</b>	<b>576</b>
761 82 Beardy's & Okemasis	Male	15	68	114	97	101	70	49	52	48	47	43	35	31	11	9	10	10	1	2	0	0	814
	Female	19	60	85	91	93	61	48	59	47	50	52	38	18	16	11	8	7	3	2	1	1	769
	<b>Total</b>	<b>34</b>	<b>127</b>	<b>199</b>	<b>188</b>	<b>194</b>	<b>131</b>	<b>98</b>	<b>111</b>	<b>94</b>	<b>97</b>	<b>95</b>	<b>73</b>	<b>49</b>	<b>27</b>	<b>20</b>	<b>18</b>	<b>17</b>	<b>4</b>	<b>4</b>	<b>1</b>	<b>1</b>	<b>1,584</b>
786 84 Fishing Lake First Nation	Male	4	18	16	27	31	11	10	18	13	16	8	9	10	11	7	5	2	2	0	0	0	218
	Female	7	15	20	23	22	16	9	16	14	9	6	6	9	5	3	0	3	2	0	1	0	186
	<b>Total</b>	<b>11</b>	<b>33</b>	<b>36</b>	<b>50</b>	<b>53</b>	<b>27</b>	<b>19</b>	<b>34</b>	<b>27</b>	<b>25</b>	<b>14</b>	<b>15</b>	<b>19</b>	<b>16</b>	<b>10</b>	<b>5</b>	<b>5</b>	<b>4</b>	<b>0</b>	<b>1</b>	<b>0</b>	<b>404</b>
<b>Total Covered Population</b>																							
<b>6 Saskatoon Regional Health Authority</b>																							
Male	1,691	7,012	9,348	10,646	11,012	11,208	10,287	9,474	9,746	11,690	11,419	9,547	7,499	5,464	4,471	4,047	3,279	2,275	1,175	448	138	141,877	
Female	1,604	6,597	8,759	9,937	10,554	11,136	10,222	9,429	9,695	11,865	11,483	9,469	7,341	5,619	5,027	4,810	4,382	3,635	2,460	1,233	314	145,571	
<b>Total</b>	<b>3,295</b>	<b>13,609</b>	<b>18,108</b>	<b>20,583</b>	<b>21,566</b>	<b>22,343</b>	<b>20,509</b>	<b>18,903</b>	<b>19,441</b>	<b>23,556</b>	<b>22,902</b>	<b>19,016</b>	<b>14,840</b>	<b>11,083</b>	<b>9,498</b>	<b>8,858</b>	<b>7,661</b>	<b>5,910</b>	<b>3,635</b>	<b>1,680</b>	<b>452</b>	<b>287,448</b>	

**2004 Covered Population**  
**7 Heartland Regional Health Authority**

Residence Code	Age Groupings																					Total	
	< 1	1 to 4	5 to 9	10 to 14	15 to 19	20 to 24	25 to 29	30 to 34	35 to 39	40 to 44	45 to 49	50 to 54	55 to 59	60 to 64	65 to 69	70 to 74	75 to 79	80 to 84	85 to 89	90 to 94	95 +		
225 10 RM Canaan	Male	0	4	2	9	4	6	2	2	2	8	10	5	3	6	6	6	2	2	1	0	0	80
	Female	0	1	3	5	10	4	4	3	0	6	7	4	8	3	3	3	2	2	1	0	0	69
	<b>Total</b>	<b>0</b>	<b>5</b>	<b>5</b>	<b>14</b>	<b>14</b>	<b>10</b>	<b>6</b>	<b>5</b>	<b>2</b>	<b>14</b>	<b>17</b>	<b>9</b>	<b>11</b>	<b>9</b>	<b>9</b>	<b>9</b>	<b>4</b>	<b>4</b>	<b>2</b>	<b>0</b>	<b>0</b>	<b>149</b>
225 53 Lucky Lake	Male	2	15	9	18	12	17	6	16	16	16	11	17	8	6	3	11	4	6	2	0	0	195
	Female	3	10	15	16	14	21	7	18	17	10	14	10	9	6	8	11	8	14	9	6	1	227
	<b>Total</b>	<b>5</b>	<b>25</b>	<b>24</b>	<b>34</b>	<b>26</b>	<b>38</b>	<b>13</b>	<b>34</b>	<b>33</b>	<b>26</b>	<b>25</b>	<b>27</b>	<b>17</b>	<b>12</b>	<b>11</b>	<b>22</b>	<b>12</b>	<b>20</b>	<b>11</b>	<b>6</b>	<b>1</b>	<b>422</b>
226 10 RM Victory	Male	2	6	5	18	29	29	20	6	11	7	28	19	17	13	8	2	10	5	1	0	0	236
	Female	1	5	10	14	26	14	8	10	8	15	19	20	12	13	6	8	5	7	2	1	0	204
	<b>Total</b>	<b>3</b>	<b>11</b>	<b>15</b>	<b>32</b>	<b>55</b>	<b>43</b>	<b>28</b>	<b>16</b>	<b>19</b>	<b>22</b>	<b>47</b>	<b>39</b>	<b>29</b>	<b>26</b>	<b>14</b>	<b>10</b>	<b>15</b>	<b>12</b>	<b>3</b>	<b>1</b>	<b>0</b>	<b>440</b>
226 51 Beechy	Male	4	9	13	10	8	9	11	10	11	13	8	4	5	8	8	4	9	8	5	0	0	157
	Female	2	5	14	10	13	12	9	8	11	12	8	7	7	8	12	8	12	6	7	6	1	178
	<b>Total</b>	<b>6</b>	<b>14</b>	<b>27</b>	<b>20</b>	<b>21</b>	<b>21</b>	<b>20</b>	<b>18</b>	<b>22</b>	<b>25</b>	<b>16</b>	<b>11</b>	<b>12</b>	<b>16</b>	<b>20</b>	<b>12</b>	<b>21</b>	<b>14</b>	<b>12</b>	<b>6</b>	<b>1</b>	<b>335</b>
228 10 RM Lacadena	Male	1	5	7	21	23	26	20	7	9	19	31	38	26	22	16	23	20	11	4	1	0	330
	Female	0	4	8	19	24	23	8	7	7	27	26	29	16	20	20	18	14	11	2	1	0	284
	<b>Total</b>	<b>1</b>	<b>9</b>	<b>15</b>	<b>40</b>	<b>47</b>	<b>49</b>	<b>28</b>	<b>14</b>	<b>16</b>	<b>46</b>	<b>57</b>	<b>67</b>	<b>42</b>	<b>42</b>	<b>36</b>	<b>41</b>	<b>34</b>	<b>22</b>	<b>6</b>	<b>2</b>	<b>0</b>	<b>614</b>
228 30 Kyle	Male	4	5	16	17	19	13	13	5	11	22	17	25	14	7	8	15	16	4	10	2	2	245
	Female	1	2	21	15	21	17	11	8	12	18	22	16	12	7	19	11	13	20	13	7	1	267
	<b>Total</b>	<b>5</b>	<b>7</b>	<b>37</b>	<b>32</b>	<b>40</b>	<b>30</b>	<b>24</b>	<b>13</b>	<b>23</b>	<b>40</b>	<b>39</b>	<b>41</b>	<b>26</b>	<b>14</b>	<b>27</b>	<b>26</b>	<b>29</b>	<b>24</b>	<b>23</b>	<b>9</b>	<b>3</b>	<b>512</b>
252 10 RM Arm River	Male	0	0	1	11	15	13	7	3	0	4	12	15	13	5	8	1	5	1	1	0	0	115
	Female	0	1	3	4	10	11	6	1	1	8	12	14	11	4	6	4	3	2	0	0	0	101
	<b>Total</b>	<b>0</b>	<b>1</b>	<b>4</b>	<b>15</b>	<b>25</b>	<b>24</b>	<b>13</b>	<b>4</b>	<b>1</b>	<b>12</b>	<b>24</b>	<b>29</b>	<b>24</b>	<b>9</b>	<b>14</b>	<b>5</b>	<b>8</b>	<b>3</b>	<b>1</b>	<b>0</b>	<b>0</b>	<b>216</b>
252 30 Davidson	Male	5	28	23	31	39	38	30	41	38	31	40	30	25	29	20	18	22	25	15	12	0	540
	Female	12	24	39	30	44	37	35	26	42	36	33	39	26	17	23	26	44	39	16	12	1	601
	<b>Total</b>	<b>17</b>	<b>52</b>	<b>62</b>	<b>61</b>	<b>83</b>	<b>75</b>	<b>65</b>	<b>67</b>	<b>80</b>	<b>67</b>	<b>73</b>	<b>69</b>	<b>51</b>	<b>46</b>	<b>43</b>	<b>44</b>	<b>66</b>	<b>64</b>	<b>31</b>	<b>24</b>	<b>1</b>	<b>1,141</b>
252 50 Girvin	Male	0	0	2	1	0	2	0	0	0	2	3	0	0	0	0	0	0	0	0	0	0	10
	Female	1	0	0	1	1	1	0	0	1	1	1	0	0	0	0	0	1	0	0	0	0	8
	<b>Total</b>	<b>1</b>	<b>0</b>	<b>2</b>	<b>2</b>	<b>1</b>	<b>3</b>	<b>0</b>	<b>0</b>	<b>1</b>	<b>3</b>	<b>4</b>	<b>0</b>	<b>0</b>	<b>0</b>	<b>0</b>	<b>0</b>	<b>1</b>	<b>0</b>	<b>0</b>	<b>0</b>	<b>0</b>	<b>18</b>
253 10 RM Willner	Male	0	1	2	5	14	14	5	2	6	11	17	12	12	8	5	5	3	8	1	1	0	132
	Female	0	3	5	13	9	5	2	2	4	13	10	12	9	7	4	3	4	2	5	0	0	112
	<b>Total</b>	<b>0</b>	<b>4</b>	<b>7</b>	<b>18</b>	<b>23</b>	<b>19</b>	<b>7</b>	<b>4</b>	<b>10</b>	<b>24</b>	<b>27</b>	<b>24</b>	<b>21</b>	<b>15</b>	<b>9</b>	<b>8</b>	<b>7</b>	<b>10</b>	<b>6</b>	<b>1</b>	<b>0</b>	<b>244</b>

*2004 Covered Population*  
**7 Heartland Regional Health Authority**

Residence Code	Age Groupings																					Total	
	< 1	1 to 4	5 to 9	10 to 14	15 to 19	20 to 24	25 to 29	30 to 34	35 to 39	40 to 44	45 to 49	50 to 54	55 to 59	60 to 64	65 to 69	70 to 74	75 to 79	80 to 84	85 to 89	90 to 94	95 +		
254 10 RM Loreburn (82%)	Male	0	2	4	12	7	12	6	4	6	12	10	10	11	10	6	6	6	3	1	0	0	129
	Female	1	2	7	11	11	11	2	2	7	8	11	10	11	10	6	4	3	1	2	0	0	121
	<b>Total</b>	<b>1</b>	<b>4</b>	<b>11</b>	<b>23</b>	<b>19</b>	<b>24</b>	<b>8</b>	<b>7</b>	<b>12</b>	<b>21</b>	<b>21</b>	<b>20</b>	<b>23</b>	<b>20</b>	<b>11</b>	<b>10</b>	<b>9</b>	<b>4</b>	<b>3</b>	<b>0</b>	<b>0</b>	<b>250</b>
254 51 Hawarden	Male	2	6	3	1	3	5	3	5	2	3	6	5	1	2	2	2	2	2	0	0	0	55
	Female	1	1	7	1	3	2	2	6	1	4	2	1	2	0	1	2	1	0	1	0	1	39
	<b>Total</b>	<b>3</b>	<b>7</b>	<b>10</b>	<b>2</b>	<b>6</b>	<b>7</b>	<b>5</b>	<b>11</b>	<b>3</b>	<b>7</b>	<b>8</b>	<b>6</b>	<b>3</b>	<b>2</b>	<b>3</b>	<b>4</b>	<b>3</b>	<b>2</b>	<b>1</b>	<b>0</b>	<b>1</b>	<b>94</b>
254 52 Loreburn	Male	0	3	7	8	4	7	4	5	9	6	7	6	4	2	4	3	3	2	1	1	0	86
	Female	2	5	9	3	2	4	7	4	5	6	8	7	4	7	1	3	5	3	1	0	0	86
	<b>Total</b>	<b>2</b>	<b>8</b>	<b>16</b>	<b>11</b>	<b>6</b>	<b>11</b>	<b>11</b>	<b>9</b>	<b>14</b>	<b>12</b>	<b>15</b>	<b>13</b>	<b>8</b>	<b>9</b>	<b>5</b>	<b>6</b>	<b>8</b>	<b>5</b>	<b>2</b>	<b>1</b>	<b>0</b>	<b>172</b>
254 54 Strongfield	Male	0	2	6	4	1	2	3	4	5	2	2	3	1	4	1	1	0	0	0	0	0	41
	Female	2	4	2	4	4	0	2	5	2	1	2	2	3	1	1	1	0	0	0	0	0	36
	<b>Total</b>	<b>2</b>	<b>6</b>	<b>8</b>	<b>8</b>	<b>5</b>	<b>2</b>	<b>5</b>	<b>9</b>	<b>7</b>	<b>3</b>	<b>4</b>	<b>5</b>	<b>4</b>	<b>5</b>	<b>2</b>	<b>2</b>	<b>0</b>	<b>0</b>	<b>0</b>	<b>0</b>	<b>0</b>	<b>77</b>
255 10 RM Coteau	Male	0	8	11	17	28	28	7	9	9	14	15	18	20	11	14	8	3	7	1	0	0	228
	Female	1	10	14	22	19	11	9	4	9	9	11	15	21	10	10	6	8	2	4	2	0	197
	<b>Total</b>	<b>1</b>	<b>18</b>	<b>25</b>	<b>39</b>	<b>47</b>	<b>39</b>	<b>16</b>	<b>13</b>	<b>18</b>	<b>23</b>	<b>26</b>	<b>33</b>	<b>41</b>	<b>21</b>	<b>24</b>	<b>14</b>	<b>11</b>	<b>9</b>	<b>5</b>	<b>2</b>	<b>0</b>	<b>425</b>
256 10 RM King George	Male	0	2	1	7	12	4	3	3	4	7	10	10	10	6	11	5	5	2	0	0	0	102
	Female	0	2	3	10	10	11	0	1	5	8	10	10	4	11	8	6	0	2	0	1	0	102
	<b>Total</b>	<b>0</b>	<b>4</b>	<b>4</b>	<b>17</b>	<b>22</b>	<b>15</b>	<b>3</b>	<b>4</b>	<b>9</b>	<b>15</b>	<b>20</b>	<b>20</b>	<b>14</b>	<b>17</b>	<b>19</b>	<b>11</b>	<b>5</b>	<b>4</b>	<b>0</b>	<b>1</b>	<b>0</b>	<b>204</b>
257 10 RM Monet	Male	1	4	8	23	24	23	13	3	10	17	26	29	14	13	5	9	9	4	3	0	0	238
	Female	1	4	9	18	34	26	3	6	9	19	31	21	9	14	7	12	5	6	2	0	0	236
	<b>Total</b>	<b>2</b>	<b>8</b>	<b>17</b>	<b>41</b>	<b>58</b>	<b>49</b>	<b>16</b>	<b>9</b>	<b>19</b>	<b>36</b>	<b>57</b>	<b>50</b>	<b>23</b>	<b>27</b>	<b>12</b>	<b>21</b>	<b>14</b>	<b>10</b>	<b>5</b>	<b>0</b>	<b>0</b>	<b>474</b>
257 30 Elrose	Male	3	9	15	18	16	17	12	19	15	27	20	15	17	16	12	16	11	9	6	4	0	277
	Female	1	12	23	23	12	13	23	8	18	21	22	17	18	9	13	12	11	17	11	5	1	290
	<b>Total</b>	<b>4</b>	<b>21</b>	<b>38</b>	<b>41</b>	<b>28</b>	<b>30</b>	<b>35</b>	<b>27</b>	<b>33</b>	<b>48</b>	<b>42</b>	<b>32</b>	<b>35</b>	<b>25</b>	<b>25</b>	<b>28</b>	<b>22</b>	<b>26</b>	<b>17</b>	<b>9</b>	<b>1</b>	<b>567</b>
259 10 RM Snipe Lake	Male	0	0	1	8	15	20	7	10	6	9	26	22	29	18	17	7	9	12	5	2	0	223
	Female	1	2	5	11	19	22	4	5	3	12	21	25	20	16	15	11	8	9	7	2	0	218
	<b>Total</b>	<b>1</b>	<b>2</b>	<b>6</b>	<b>19</b>	<b>34</b>	<b>42</b>	<b>11</b>	<b>15</b>	<b>9</b>	<b>21</b>	<b>47</b>	<b>47</b>	<b>49</b>	<b>34</b>	<b>32</b>	<b>18</b>	<b>17</b>	<b>21</b>	<b>12</b>	<b>4</b>	<b>0</b>	<b>441</b>
259 30 Eston	Male	5	25	23	31	46	33	37	20	23	32	45	35	30	27	19	23	22	18	11	6	0	511
	Female	7	18	23	27	39	40	32	35	29	39	29	32	32	26	25	28	28	35	32	9	4	569
	<b>Total</b>	<b>12</b>	<b>43</b>	<b>46</b>	<b>58</b>	<b>85</b>	<b>73</b>	<b>69</b>	<b>55</b>	<b>52</b>	<b>71</b>	<b>74</b>	<b>67</b>	<b>62</b>	<b>53</b>	<b>44</b>	<b>51</b>	<b>50</b>	<b>53</b>	<b>43</b>	<b>15</b>	<b>4</b>	<b>1,080</b>

*2004 Covered Population*  
**7 Heartland Regional Health Authority**

Residence Code	Age Groupings																					Total	
	< 1	1 to 4	5 to 9	10 to 14	15 to 19	20 to 24	25 to 29	30 to 34	35 to 39	40 to 44	45 to 49	50 to 54	55 to 59	60 to 64	65 to 69	70 to 74	75 to 79	80 to 84	85 to 89	90 to 94	95 +		
260 10 RM Newcombe	Male	3	7	5	15	9	10	5	8	9	9	18	6	10	9	6	9	1	4	4	1	0	148
	Female	3	11	5	11	10	12	8	7	5	12	9	11	10	9	7	2	5	3	0	0	1	141
	<b>Total</b>	<b>6</b>	<b>18</b>	<b>10</b>	<b>26</b>	<b>19</b>	<b>22</b>	<b>13</b>	<b>15</b>	<b>14</b>	<b>21</b>	<b>27</b>	<b>17</b>	<b>20</b>	<b>18</b>	<b>13</b>	<b>11</b>	<b>6</b>	<b>7</b>	<b>4</b>	<b>1</b>	<b>1</b>	<b>289</b>
260 51 Glidden	Male	0	1	1	0	1	3	0	1	3	5	3	1	0	2	1	2	0	0	0	0	0	24
	Female	0	1	5	1	3	2	1	2	1	2	2	1	2	0	3	0	1	0	0	0	0	27
	<b>Total</b>	<b>0</b>	<b>2</b>	<b>6</b>	<b>1</b>	<b>4</b>	<b>5</b>	<b>1</b>	<b>3</b>	<b>4</b>	<b>7</b>	<b>5</b>	<b>2</b>	<b>2</b>	<b>2</b>	<b>4</b>	<b>2</b>	<b>1</b>	<b>0</b>	<b>0</b>	<b>0</b>	<b>0</b>	<b>51</b>
260 53 Madison	Male	0	0	1	0	0	0	0	0	0	1	1	1	0	0	0	1	0	0	0	0	0	5
	Female	0	0	0	0	0	0	0	0	0	0	0	0	0	0	1	0	0	0	0	0	0	1
	<b>Total</b>	<b>0</b>	<b>0</b>	<b>1</b>	<b>0</b>	<b>0</b>	<b>0</b>	<b>0</b>	<b>0</b>	<b>0</b>	<b>1</b>	<b>1</b>	<b>1</b>	<b>0</b>	<b>1</b>	<b>0</b>	<b>1</b>	<b>0</b>	<b>0</b>	<b>0</b>	<b>0</b>	<b>0</b>	<b>6</b>
261 10 RM Chesterfield	Male	2	2	10	17	21	28	10	4	10	18	19	23	14	13	7	8	8	4	3	1	0	222
	Female	0	3	7	14	20	8	3	4	10	17	16	18	16	10	10	7	6	4	2	0	0	175
	<b>Total</b>	<b>2</b>	<b>5</b>	<b>17</b>	<b>31</b>	<b>41</b>	<b>36</b>	<b>13</b>	<b>8</b>	<b>20</b>	<b>35</b>	<b>35</b>	<b>41</b>	<b>30</b>	<b>23</b>	<b>17</b>	<b>15</b>	<b>14</b>	<b>8</b>	<b>5</b>	<b>1</b>	<b>0</b>	<b>397</b>
261 30 Eatonia	Male	3	18	26	15	30	16	16	17	15	21	20	16	15	8	7	13	10	8	5	1	0	280
	Female	6	17	20	18	19	24	20	11	15	22	19	9	8	11	14	14	20	9	13	7	1	297
	<b>Total</b>	<b>9</b>	<b>35</b>	<b>46</b>	<b>33</b>	<b>49</b>	<b>40</b>	<b>36</b>	<b>28</b>	<b>30</b>	<b>43</b>	<b>39</b>	<b>25</b>	<b>23</b>	<b>19</b>	<b>21</b>	<b>27</b>	<b>30</b>	<b>17</b>	<b>18</b>	<b>8</b>	<b>1</b>	<b>577</b>
261 56 Mantario	Male	0	0	0	1	1	2	0	0	0	1	0	1	2	0	1	1	0	2	0	0	0	12
	Female	0	0	0	1	1	0	0	0	0	2	1	1	1	2	0	0	0	1	0	0	0	10
	<b>Total</b>	<b>0</b>	<b>0</b>	<b>0</b>	<b>2</b>	<b>2</b>	<b>2</b>	<b>0</b>	<b>0</b>	<b>0</b>	<b>3</b>	<b>1</b>	<b>2</b>	<b>3</b>	<b>2</b>	<b>1</b>	<b>1</b>	<b>0</b>	<b>3</b>	<b>0</b>	<b>0</b>	<b>0</b>	<b>22</b>
281 10 RM Wood Creek (4%)	Male	0	0	0	0	1	1	0	0	0	1	1	0	0	0	0	0	0	0	0	0	0	6
	Female	0	0	0	1	1	0	0	0	0	0	0	0	0	0	0	0	0	0	0	0	0	5
	<b>Total</b>	<b>0</b>	<b>0</b>	<b>0</b>	<b>1</b>	<b>1</b>	<b>1</b>	<b>0</b>	<b>0</b>	<b>0</b>	<b>1</b>	<b>1</b>	<b>1</b>	<b>1</b>	<b>1</b>	<b>1</b>	<b>1</b>	<b>0</b>	<b>0</b>	<b>0</b>	<b>0</b>	<b>0</b>	<b>10</b>
282 10 RM McCraney	Male	2	5	6	15	23	18	4	10	7	15	14	18	10	12	15	10	5	0	3	0	0	192
	Female	0	4	3	8	25	17	6	3	6	12	20	13	10	13	8	6	4	1	1	0	0	160
	<b>Total</b>	<b>2</b>	<b>9</b>	<b>9</b>	<b>23</b>	<b>48</b>	<b>35</b>	<b>10</b>	<b>13</b>	<b>13</b>	<b>27</b>	<b>34</b>	<b>31</b>	<b>20</b>	<b>25</b>	<b>23</b>	<b>16</b>	<b>9</b>	<b>1</b>	<b>4</b>	<b>0</b>	<b>0</b>	<b>352</b>
282 50 Bladworth	Male	0	2	2	3	6	2	1	1	3	2	7	3	2	2	1	1	3	0	0	0	0	41
	Female	2	3	0	1	4	4	1	0	3	5	3	1	2	0	2	3	0	2	0	0	0	36
	<b>Total</b>	<b>2</b>	<b>5</b>	<b>2</b>	<b>4</b>	<b>10</b>	<b>6</b>	<b>2</b>	<b>1</b>	<b>6</b>	<b>7</b>	<b>10</b>	<b>4</b>	<b>4</b>	<b>2</b>	<b>3</b>	<b>4</b>	<b>3</b>	<b>2</b>	<b>0</b>	<b>0</b>	<b>0</b>	<b>77</b>
282 51 Kenaston	Male	2	12	18	17	13	8	19	15	19	14	19	9	8	7	6	2	4	8	4	3	0	207
	Female	5	12	24	16	10	15	14	15	14	17	10	10	9	5	5	3	9	7	8	2	1	211
	<b>Total</b>	<b>7</b>	<b>24</b>	<b>42</b>	<b>33</b>	<b>23</b>	<b>23</b>	<b>33</b>	<b>30</b>	<b>33</b>	<b>31</b>	<b>29</b>	<b>19</b>	<b>17</b>	<b>12</b>	<b>11</b>	<b>5</b>	<b>13</b>	<b>15</b>	<b>12</b>	<b>5</b>	<b>1</b>	<b>418</b>

*2004 Covered Population*  
**7 Heartland Regional Health Authority**

Residence Code	Age Groupings																					Total	
	< 1	1 to 4	5 to 9	10 to 14	15 to 19	20 to 24	25 to 29	30 to 34	35 to 39	40 to 44	45 to 49	50 to 54	55 to 59	60 to 64	65 to 69	70 to 74	75 to 79	80 to 84	85 to 89	90 to 94	95 +		
284 10 RM Rudy	Male	2	4	10	21	20	12	6	6	9	11	18	22	15	3	9	5	5	3	4	1	0	186
	Female	0	3	11	14	13	16	8	3	9	9	15	12	14	7	4	5	3	4	1	2	0	153
	<b>Total</b>	<b>2</b>	<b>7</b>	<b>21</b>	<b>35</b>	<b>33</b>	<b>28</b>	<b>14</b>	<b>9</b>	<b>18</b>	<b>20</b>	<b>33</b>	<b>34</b>	<b>29</b>	<b>10</b>	<b>13</b>	<b>10</b>	<b>8</b>	<b>7</b>	<b>5</b>	<b>3</b>	<b>0</b>	<b>339</b>
284 30 Outlook	Male	12	56	63	64	98	89	60	57	56	70	85	83	61	52	40	41	32	47	30	16	1	1,113
	Female	6	56	77	72	86	82	54	55	51	63	95	74	62	58	50	56	69	74	63	25	9	1,237
	<b>Total</b>	<b>18</b>	<b>112</b>	<b>140</b>	<b>136</b>	<b>184</b>	<b>171</b>	<b>114</b>	<b>112</b>	<b>107</b>	<b>133</b>	<b>180</b>	<b>157</b>	<b>123</b>	<b>110</b>	<b>90</b>	<b>97</b>	<b>101</b>	<b>121</b>	<b>93</b>	<b>41</b>	<b>10</b>	<b>2,350</b>
284 50 Broderick	Male	0	0	2	5	3	3	3	1	4	3	4	4	0	3	1	0	1	0	0	0	0	37
	Female	3	2	1	4	4	5	1	1	3	4	3	1	2	2	1	1	0	0	0	0	0	38
	<b>Total</b>	<b>3</b>	<b>2</b>	<b>3</b>	<b>9</b>	<b>7</b>	<b>8</b>	<b>4</b>	<b>2</b>	<b>7</b>	<b>7</b>	<b>7</b>	<b>5</b>	<b>2</b>	<b>5</b>	<b>2</b>	<b>1</b>	<b>1</b>	<b>0</b>	<b>0</b>	<b>0</b>	<b>0</b>	<b>75</b>
284 51 Glenside	Male	2	7	8	10	3	1	4	1	5	5	1	1	2	0	3	1	1	1	2	0	0	58
	Female	3	6	3	4	3	4	4	4	2	3	2	2	1	1	2	0	1	1	1	0	1	48
	<b>Total</b>	<b>5</b>	<b>13</b>	<b>11</b>	<b>14</b>	<b>6</b>	<b>5</b>	<b>8</b>	<b>5</b>	<b>7</b>	<b>8</b>	<b>3</b>	<b>3</b>	<b>3</b>	<b>1</b>	<b>5</b>	<b>1</b>	<b>2</b>	<b>2</b>	<b>3</b>	<b>0</b>	<b>1</b>	<b>106</b>
285 10 RM Fertile Valley	Male	1	8	13	9	20	24	10	13	9	12	21	21	21	18	11	11	10	10	5	2	1	250
	Female	1	6	14	14	23	14	17	8	6	16	15	15	25	18	5	15	11	5	6	4	0	238
	<b>Total</b>	<b>2</b>	<b>14</b>	<b>27</b>	<b>23</b>	<b>43</b>	<b>38</b>	<b>27</b>	<b>21</b>	<b>15</b>	<b>28</b>	<b>36</b>	<b>36</b>	<b>46</b>	<b>36</b>	<b>16</b>	<b>26</b>	<b>21</b>	<b>15</b>	<b>11</b>	<b>6</b>	<b>1</b>	<b>488</b>
285 53 Bounty	Male	0	0	0	2	1	0	0	0	0	1	0	1	0	0	0	0	0	0	0	0	0	5
	Female	0	0	0	0	1	0	0	0	0	0	1	0	0	0	0	0	0	0	0	0	0	2
	<b>Total</b>	<b>0</b>	<b>0</b>	<b>0</b>	<b>2</b>	<b>2</b>	<b>0</b>	<b>0</b>	<b>0</b>	<b>0</b>	<b>1</b>	<b>1</b>	<b>1</b>	<b>0</b>	<b>0</b>	<b>0</b>	<b>0</b>	<b>0</b>	<b>0</b>	<b>0</b>	<b>0</b>	<b>0</b>	<b>7</b>
285 55 Conquest	Male	1	6	13	4	6	6	6	8	4	8	4	10	7	5	1	4	3	3	1	0	0	100
	Female	1	4	12	4	2	2	8	10	3	5	8	6	5	11	2	7	3	5	1	0	0	99
	<b>Total</b>	<b>2</b>	<b>10</b>	<b>25</b>	<b>8</b>	<b>8</b>	<b>8</b>	<b>14</b>	<b>18</b>	<b>7</b>	<b>13</b>	<b>12</b>	<b>16</b>	<b>12</b>	<b>16</b>	<b>3</b>	<b>11</b>	<b>6</b>	<b>8</b>	<b>2</b>	<b>0</b>	<b>0</b>	<b>199</b>
285 58 Macrorie	Male	2	4	6	4	6	7	9	7	2	3	7	9	5	6	2	1	4	1	2	0	0	87
	Female	1	4	4	5	9	5	10	3	4	4	6	3	3	3	3	4	4	2	0	1	0	78
	<b>Total</b>	<b>3</b>	<b>8</b>	<b>10</b>	<b>9</b>	<b>15</b>	<b>12</b>	<b>19</b>	<b>10</b>	<b>6</b>	<b>7</b>	<b>13</b>	<b>12</b>	<b>8</b>	<b>9</b>	<b>5</b>	<b>5</b>	<b>8</b>	<b>3</b>	<b>2</b>	<b>1</b>	<b>0</b>	<b>165</b>
286 10 RM Milden	Male	0	3	6	5	10	6	6	4	5	8	9	12	5	18	6	2	8	3	3	0	0	119
	Female	0	1	5	7	7	7	2	1	4	5	11	12	9	12	4	5	10	3	1	1	1	108
	<b>Total</b>	<b>0</b>	<b>4</b>	<b>11</b>	<b>12</b>	<b>17</b>	<b>13</b>	<b>8</b>	<b>5</b>	<b>9</b>	<b>13</b>	<b>20</b>	<b>24</b>	<b>14</b>	<b>30</b>	<b>10</b>	<b>7</b>	<b>18</b>	<b>6</b>	<b>4</b>	<b>1</b>	<b>1</b>	<b>227</b>
286 50 Dinsmore	Male	1	17	10	5	12	12	12	10	11	10	11	11	9	8	5	10	3	5	9	1	0	172
	Female	2	9	14	7	4	15	16	10	10	9	7	11	5	6	11	7	9	14	14	6	0	186
	<b>Total</b>	<b>3</b>	<b>26</b>	<b>24</b>	<b>12</b>	<b>16</b>	<b>27</b>	<b>28</b>	<b>20</b>	<b>21</b>	<b>19</b>	<b>18</b>	<b>22</b>	<b>14</b>	<b>14</b>	<b>16</b>	<b>17</b>	<b>12</b>	<b>19</b>	<b>23</b>	<b>7</b>	<b>0</b>	<b>358</b>



**2004 Covered Population**  
**7 Heartland Regional Health Authority**

Residence Code	Age Groupings																					Total	
	< 1	1 to 4	5 to 9	10 to 14	15 to 19	20 to 24	25 to 29	30 to 34	35 to 39	40 to 44	45 to 49	50 to 54	55 to 59	60 to 64	65 to 69	70 to 74	75 to 79	80 to 84	85 to 89	90 to 94	95 +		
286 54 Milden	Male	0	2	4	11	11	8	6	4	2	6	10	8	2	5	6	3	6	3	2	1	0	100
	Female	0	4	6	11	14	7	1	3	5	8	15	7	5	8	6	3	8	5	7	2	0	125
	<b>Total</b>	<b>0</b>	<b>6</b>	<b>10</b>	<b>22</b>	<b>25</b>	<b>15</b>	<b>7</b>	<b>7</b>	<b>7</b>	<b>14</b>	<b>25</b>	<b>15</b>	<b>7</b>	<b>13</b>	<b>12</b>	<b>6</b>	<b>14</b>	<b>8</b>	<b>9</b>	<b>3</b>	<b>0</b>	<b>225</b>
286 58 Wiseton	Male	3	1	5	9	4	4	6	2	4	7	7	6	7	2	9	1	0	0	2	0	0	79
	Female	1	2	2	1	1	4	1	2	5	8	3	4	6	8	3	2	1	0	3	1	0	58
	<b>Total</b>	<b>4</b>	<b>3</b>	<b>7</b>	<b>10</b>	<b>5</b>	<b>8</b>	<b>7</b>	<b>4</b>	<b>9</b>	<b>15</b>	<b>10</b>	<b>10</b>	<b>13</b>	<b>10</b>	<b>12</b>	<b>3</b>	<b>1</b>	<b>0</b>	<b>5</b>	<b>1</b>	<b>0</b>	<b>137</b>
287 10 RM St. Andrews	Male	1	3	3	13	23	18	9	7	10	8	21	24	24	17	12	10	6	6	2	1	0	218
	Female	0	4	5	14	26	16	7	4	9	9	24	18	21	17	12	10	3	5	2	2	0	208
	<b>Total</b>	<b>1</b>	<b>7</b>	<b>8</b>	<b>27</b>	<b>49</b>	<b>34</b>	<b>16</b>	<b>11</b>	<b>19</b>	<b>17</b>	<b>45</b>	<b>42</b>	<b>45</b>	<b>34</b>	<b>24</b>	<b>20</b>	<b>9</b>	<b>11</b>	<b>4</b>	<b>3</b>	<b>0</b>	<b>426</b>
287 30 Rosetown	Male	11	63	88	110	113	84	60	72	74	96	107	64	58	43	51	43	48	35	34	8	4	1,266
	Female	11	54	84	92	114	53	66	72	73	101	96	66	77	44	57	69	69	61	60	27	11	1,357
	<b>Total</b>	<b>22</b>	<b>117</b>	<b>172</b>	<b>202</b>	<b>227</b>	<b>137</b>	<b>126</b>	<b>144</b>	<b>147</b>	<b>197</b>	<b>203</b>	<b>130</b>	<b>135</b>	<b>87</b>	<b>108</b>	<b>112</b>	<b>117</b>	<b>96</b>	<b>94</b>	<b>35</b>	<b>15</b>	<b>2,623</b>
287 31 Zealandia	Male	0	0	2	3	7	3	4	3	1	2	7	4	5	2	2	3	2	3	3	1	0	57
	Female	0	2	4	1	1	1	5	4	2	2	9	3	3	0	2	1	5	4	1	0	0	50
	<b>Total</b>	<b>0</b>	<b>2</b>	<b>6</b>	<b>4</b>	<b>8</b>	<b>4</b>	<b>9</b>	<b>7</b>	<b>3</b>	<b>4</b>	<b>16</b>	<b>7</b>	<b>8</b>	<b>2</b>	<b>4</b>	<b>4</b>	<b>7</b>	<b>7</b>	<b>4</b>	<b>1</b>	<b>0</b>	<b>107</b>
287 56 Sovereign	Male	0	6	3	2	0	1	4	3	3	2	1	2	4	0	1	0	1	0	0	0	0	33
	Female	1	2	5	1	1	2	5	3	2	0	2	1	2	0	0	1	0	0	0	0	0	28
	<b>Total</b>	<b>1</b>	<b>8</b>	<b>8</b>	<b>3</b>	<b>1</b>	<b>3</b>	<b>9</b>	<b>6</b>	<b>5</b>	<b>2</b>	<b>3</b>	<b>3</b>	<b>6</b>	<b>0</b>	<b>1</b>	<b>1</b>	<b>1</b>	<b>0</b>	<b>0</b>	<b>0</b>	<b>0</b>	<b>61</b>
288 10 RM Pleasant Valley	Male	4	5	12	7	13	9	5	7	10	9	28	13	9	12	8	13	13	7	2	2	0	188
	Female	2	10	7	11	20	15	9	10	6	11	19	9	12	9	14	11	7	5	3	0	0	190
	<b>Total</b>	<b>6</b>	<b>15</b>	<b>19</b>	<b>18</b>	<b>33</b>	<b>24</b>	<b>14</b>	<b>17</b>	<b>16</b>	<b>20</b>	<b>47</b>	<b>22</b>	<b>21</b>	<b>21</b>	<b>22</b>	<b>24</b>	<b>20</b>	<b>12</b>	<b>5</b>	<b>2</b>	<b>0</b>	<b>378</b>
290 10 RM Kindersley	Male	4	8	20	27	47	33	21	11	18	24	45	40	33	25	18	10	15	9	5	1	0	414
	Female	3	11	22	39	32	23	8	13	23	33	39	44	28	13	8	13	10	14	5	1	0	382
	<b>Total</b>	<b>7</b>	<b>19</b>	<b>42</b>	<b>66</b>	<b>79</b>	<b>56</b>	<b>29</b>	<b>24</b>	<b>41</b>	<b>57</b>	<b>84</b>	<b>84</b>	<b>61</b>	<b>38</b>	<b>26</b>	<b>23</b>	<b>25</b>	<b>23</b>	<b>10</b>	<b>2</b>	<b>0</b>	<b>796</b>
290 30 Kindersley	Male	34	113	178	208	230	181	157	145	157	229	213	133	79	53	64	56	64	58	31	8	3	2,394
	Female	20	117	151	186	215	164	166	120	156	231	173	112	92	76	73	97	108	81	48	24	7	2,417
	<b>Total</b>	<b>54</b>	<b>230</b>	<b>329</b>	<b>394</b>	<b>445</b>	<b>345</b>	<b>323</b>	<b>265</b>	<b>313</b>	<b>460</b>	<b>386</b>	<b>245</b>	<b>171</b>	<b>129</b>	<b>137</b>	<b>153</b>	<b>172</b>	<b>139</b>	<b>79</b>	<b>32</b>	<b>10</b>	<b>4,811</b>
290 50 Flaxcombe	Male	1	2	6	6	1	7	3	12	4	5	7	8	4	2	3	1	0	1	0	0	0	73
	Female	2	9	10	11	4	7	7	5	4	6	6	8	5	1	0	1	0	0	1	0	0	87
	<b>Total</b>	<b>3</b>	<b>11</b>	<b>16</b>	<b>17</b>	<b>5</b>	<b>14</b>	<b>10</b>	<b>17</b>	<b>8</b>	<b>11</b>	<b>13</b>	<b>16</b>	<b>9</b>	<b>3</b>	<b>3</b>	<b>2</b>	<b>0</b>	<b>1</b>	<b>1</b>	<b>0</b>	<b>0</b>	<b>160</b>

*2004 Covered Population*  
**7 Heartland Regional Health Authority**

Residence Code	Age Groupings																					Total	
	< 1	1 to 4	5 to 9	10 to 14	15 to 19	20 to 24	25 to 29	30 to 34	35 to 39	40 to 44	45 to 49	50 to 54	55 to 59	60 to 64	65 to 69	70 to 74	75 to 79	80 to 84	85 to 89	90 to 94	95 +		
290 51 Brock	Male	2	4	3	4	12	4	5	7	5	10	2	8	3	6	3	1	0	2	1	1	0	83
	Female	2	6	4	5	6	4	5	7	7	5	5	3	6	3	4	1	6	4	3	2	1	89
	<b>Total</b>	<b>4</b>	<b>10</b>	<b>7</b>	<b>9</b>	<b>18</b>	<b>8</b>	<b>10</b>	<b>14</b>	<b>12</b>	<b>15</b>	<b>7</b>	<b>11</b>	<b>9</b>	<b>9</b>	<b>7</b>	<b>2</b>	<b>6</b>	<b>6</b>	<b>4</b>	<b>3</b>	<b>1</b>	<b>172</b>
290 52 Netherhill	Male	1	1	0	5	3	2	3	1	0	2	6	2	2	0	2	0	0	0	0	0	0	30
	Female	0	0	3	4	1	1	0	2	1	2	5	1	0	0	0	2	0	0	0	0	0	22
	<b>Total</b>	<b>1</b>	<b>1</b>	<b>3</b>	<b>9</b>	<b>4</b>	<b>3</b>	<b>3</b>	<b>3</b>	<b>1</b>	<b>4</b>	<b>11</b>	<b>3</b>	<b>2</b>	<b>0</b>	<b>2</b>	<b>2</b>	<b>0</b>	<b>0</b>	<b>0</b>	<b>0</b>	<b>0</b>	<b>52</b>
292 10 RM Milton	Male	0	1	3	2	12	8	2	0	2	6	17	10	4	3	3	1	5	0	1	1	0	81
	Female	0	0	0	3	8	7	1	0	2	7	8	7	7	1	1	4	2	4	2	0	0	64
	<b>Total</b>	<b>0</b>	<b>1</b>	<b>3</b>	<b>5</b>	<b>20</b>	<b>15</b>	<b>3</b>	<b>0</b>	<b>4</b>	<b>13</b>	<b>25</b>	<b>17</b>	<b>11</b>	<b>4</b>	<b>4</b>	<b>5</b>	<b>7</b>	<b>4</b>	<b>3</b>	<b>1</b>	<b>0</b>	<b>145</b>
292 50 Alsask	Male	1	5	5	6	6	6	9	1	6	4	6	6	4	4	2	10	4	0	3	1	0	89
	Female	2	2	8	3	6	9	4	3	5	8	9	1	4	5	6	8	5	0	1	0	1	90
	<b>Total</b>	<b>3</b>	<b>7</b>	<b>13</b>	<b>9</b>	<b>12</b>	<b>15</b>	<b>13</b>	<b>4</b>	<b>11</b>	<b>12</b>	<b>15</b>	<b>7</b>	<b>8</b>	<b>9</b>	<b>8</b>	<b>18</b>	<b>9</b>	<b>0</b>	<b>4</b>	<b>1</b>	<b>1</b>	<b>179</b>
292 52 Marengo	Male	0	2	4	1	3	7	2	2	3	2	0	5	4	1	0	2	2	1	1	0	0	42
	Female	2	1	5	1	3	3	3	2	4	2	3	2	1	1	2	3	1	0	0	0	0	39
	<b>Total</b>	<b>2</b>	<b>3</b>	<b>9</b>	<b>2</b>	<b>6</b>	<b>10</b>	<b>5</b>	<b>4</b>	<b>7</b>	<b>4</b>	<b>3</b>	<b>7</b>	<b>5</b>	<b>2</b>	<b>2</b>	<b>5</b>	<b>3</b>	<b>1</b>	<b>1</b>	<b>0</b>	<b>0</b>	<b>81</b>
316 10 RM Harris (78%)	Male	0	1	1	5	7	7	5	2	2	7	11	10	6	5	4	3	3	2	1	0	0	81
	Female	0	2	3	5	6	2	2	2	2	9	7	9	5	4	4	9	1	4	1	1	0	77
	<b>Total</b>	<b>0</b>	<b>2</b>	<b>4</b>	<b>11</b>	<b>13</b>	<b>9</b>	<b>6</b>	<b>3</b>	<b>4</b>	<b>16</b>	<b>18</b>	<b>20</b>	<b>12</b>	<b>9</b>	<b>8</b>	<b>12</b>	<b>4</b>	<b>5</b>	<b>2</b>	<b>1</b>	<b>0</b>	<b>158</b>
316 52 Harris	Male	2	7	5	5	9	6	3	7	4	6	11	14	7	8	4	3	3	6	4	0	0	114
	Female	1	5	9	8	10	12	9	9	7	9	12	8	7	10	2	5	4	6	8	2	0	143
	<b>Total</b>	<b>3</b>	<b>12</b>	<b>14</b>	<b>13</b>	<b>19</b>	<b>18</b>	<b>12</b>	<b>16</b>	<b>11</b>	<b>15</b>	<b>23</b>	<b>22</b>	<b>14</b>	<b>18</b>	<b>6</b>	<b>8</b>	<b>7</b>	<b>12</b>	<b>12</b>	<b>2</b>	<b>0</b>	<b>257</b>
316 55 Tessier	Male	0	1	3	0	2	1	1	1	1	1	3	1	1	0	1	0	1	0	0	0	0	18
	Female	0	1	1	0	1	0	1	0	1	2	1	0	1	0	0	2	0	0	0	0	0	11
	<b>Total</b>	<b>0</b>	<b>2</b>	<b>4</b>	<b>0</b>	<b>3</b>	<b>1</b>	<b>2</b>	<b>1</b>	<b>2</b>	<b>3</b>	<b>4</b>	<b>1</b>	<b>2</b>	<b>0</b>	<b>1</b>	<b>2</b>	<b>1</b>	<b>0</b>	<b>0</b>	<b>0</b>	<b>0</b>	<b>29</b>
317 10 RM Marriott	Male	3	5	4	11	20	14	9	5	13	12	23	22	15	14	4	7	4	5	4	1	0	195
	Female	2	6	2	12	25	22	8	7	7	18	18	17	10	13	7	6	7	3	5	1	0	196
	<b>Total</b>	<b>5</b>	<b>11</b>	<b>6</b>	<b>23</b>	<b>45</b>	<b>36</b>	<b>17</b>	<b>12</b>	<b>20</b>	<b>30</b>	<b>41</b>	<b>39</b>	<b>25</b>	<b>27</b>	<b>11</b>	<b>13</b>	<b>11</b>	<b>8</b>	<b>9</b>	<b>2</b>	<b>0</b>	<b>391</b>
318 10 RM Mountain View	Male	0	1	5	12	6	8	4	5	4	9	13	8	12	12	10	3	8	5	2	1	0	128
	Female	1	2	1	8	7	5	3	5	5	8	9	9	11	8	9	3	7	3	0	1	0	105
	<b>Total</b>	<b>1</b>	<b>3</b>	<b>6</b>	<b>20</b>	<b>13</b>	<b>13</b>	<b>7</b>	<b>10</b>	<b>9</b>	<b>17</b>	<b>22</b>	<b>17</b>	<b>23</b>	<b>20</b>	<b>19</b>	<b>6</b>	<b>15</b>	<b>8</b>	<b>2</b>	<b>2</b>	<b>0</b>	<b>233</b>

*2004 Covered Population*  
**7 Heartland Regional Health Authority**

Residence Code		Age Groupings																				Total
		< 1	1 to 4	5 to 9	10 to 14	15 to 19	20 to 24	25 to 29	30 to 34	35 to 39	40 to 44	45 to 49	50 to 54	55 to 59	60 to 64	65 to 69	70 to 74	75 to 79	80 to 84	85 to 89	90 to 94	
318 54	Herschel																					
	Male	0	4	3	1	3	3	4	1	3	2	3	3	1	1	2	1	1	0	0	0	0
	Female	0	3	2	1	3	2	2	2	2	3	3	2	1	0	2	0	1	1	1	0	1
	<b>Total</b>	<b>0</b>	<b>7</b>	<b>5</b>	<b>2</b>	<b>6</b>	<b>5</b>	<b>6</b>	<b>3</b>	<b>5</b>	<b>5</b>	<b>6</b>	<b>5</b>	<b>2</b>	<b>1</b>	<b>4</b>	<b>1</b>	<b>2</b>	<b>1</b>	<b>1</b>	<b>0</b>	<b>1</b>
319 10	RM Winslow																					
	Male	0	5	2	15	10	18	7	2	7	12	8	19	13	6	11	9	5	6	1	0	0
	Female	1	2	0	8	14	9	4	7	4	8	12	20	4	10	7	8	6	2	6	0	0
	<b>Total</b>	<b>1</b>	<b>7</b>	<b>2</b>	<b>23</b>	<b>24</b>	<b>27</b>	<b>11</b>	<b>9</b>	<b>11</b>	<b>20</b>	<b>20</b>	<b>39</b>	<b>17</b>	<b>16</b>	<b>18</b>	<b>17</b>	<b>11</b>	<b>8</b>	<b>7</b>	<b>0</b>	<b>0</b>
319 53	Dodsland																					
	Male	2	11	8	4	4	12	15	6	6	7	10	7	2	5	5	4	4	4	1	0	0
	Female	5	7	5	5	7	10	11	7	6	5	10	1	5	3	5	4	7	7	5	4	1
	<b>Total</b>	<b>7</b>	<b>18</b>	<b>13</b>	<b>9</b>	<b>11</b>	<b>22</b>	<b>26</b>	<b>13</b>	<b>12</b>	<b>12</b>	<b>20</b>	<b>8</b>	<b>7</b>	<b>8</b>	<b>10</b>	<b>8</b>	<b>11</b>	<b>11</b>	<b>6</b>	<b>4</b>	<b>1</b>
319 57	Plenty																					
	Male	2	9	4	6	14	14	10	3	4	3	9	6	4	4	1	3	7	2	2	1	0
	Female	0	10	10	4	4	8	12	5	1	6	4	5	3	2	1	6	4	1	2	0	0
	<b>Total</b>	<b>2</b>	<b>19</b>	<b>14</b>	<b>10</b>	<b>18</b>	<b>22</b>	<b>22</b>	<b>8</b>	<b>5</b>	<b>9</b>	<b>13</b>	<b>11</b>	<b>7</b>	<b>6</b>	<b>2</b>	<b>9</b>	<b>11</b>	<b>3</b>	<b>4</b>	<b>1</b>	<b>0</b>
320 10	RM Oakdale																					
	Male	0	2	5	13	16	9	5	4	11	14	10	8	15	11	5	4	0	3	1	2	0
	Female	0	4	3	9	8	8	1	5	8	11	7	11	15	9	7	5	2	1	2	2	0
	<b>Total</b>	<b>0</b>	<b>6</b>	<b>8</b>	<b>22</b>	<b>24</b>	<b>17</b>	<b>6</b>	<b>9</b>	<b>19</b>	<b>25</b>	<b>17</b>	<b>19</b>	<b>30</b>	<b>20</b>	<b>12</b>	<b>9</b>	<b>2</b>	<b>4</b>	<b>3</b>	<b>4</b>	<b>0</b>
320 52	Coleville																					
	Male	1	7	14	6	19	13	16	14	14	13	16	9	9	6	5	6	0	0	0	1	0
	Female	1	12	13	9	13	16	7	9	10	15	12	9	8	8	4	2	2	4	2	0	0
	<b>Total</b>	<b>2</b>	<b>19</b>	<b>27</b>	<b>15</b>	<b>32</b>	<b>29</b>	<b>23</b>	<b>23</b>	<b>24</b>	<b>28</b>	<b>28</b>	<b>18</b>	<b>17</b>	<b>14</b>	<b>9</b>	<b>8</b>	<b>2</b>	<b>4</b>	<b>2</b>	<b>1</b>	<b>0</b>
321 10	RM Prairiedale																					
	Male	2	5	13	9	7	7	4	9	10	4	13	5	9	4	8	7	1	0	0	0	0
	Female	2	11	8	16	12	8	7	6	9	9	3	7	9	6	6	5	0	1	0	0	0
	<b>Total</b>	<b>4</b>	<b>16</b>	<b>21</b>	<b>25</b>	<b>19</b>	<b>15</b>	<b>11</b>	<b>15</b>	<b>19</b>	<b>13</b>	<b>16</b>	<b>12</b>	<b>18</b>	<b>10</b>	<b>14</b>	<b>12</b>	<b>1</b>	<b>1</b>	<b>0</b>	<b>0</b>	<b>0</b>
321 51	Major																					
	Male	1	4	7	4	4	7	3	6	4	4	4	4	2	1	1	1	1	2	0	0	0
	Female	0	10	4	5	4	4	3	4	4	4	5	3	4	2	0	2	4	0	0	0	0
	<b>Total</b>	<b>1</b>	<b>14</b>	<b>11</b>	<b>9</b>	<b>8</b>	<b>11</b>	<b>6</b>	<b>10</b>	<b>8</b>	<b>8</b>	<b>9</b>	<b>7</b>	<b>6</b>	<b>3</b>	<b>1</b>	<b>3</b>	<b>5</b>	<b>2</b>	<b>0</b>	<b>0</b>	<b>0</b>
321 52	Smiley																					
	Male	1	1	6	1	3	1	4	2	2	4	2	4	5	2	1	2	1	0	0	0	0
	Female	1	2	1	1	4	2	4	0	4	1	2	2	2	1	1	1	0	1	1	1	0
	<b>Total</b>	<b>2</b>	<b>3</b>	<b>7</b>	<b>2</b>	<b>7</b>	<b>3</b>	<b>8</b>	<b>2</b>	<b>6</b>	<b>5</b>	<b>4</b>	<b>6</b>	<b>7</b>	<b>3</b>	<b>2</b>	<b>3</b>	<b>1</b>	<b>1</b>	<b>1</b>	<b>1</b>	<b>0</b>
322 10	RM Antelope Park																					
	Male	2	3	7	8	3	5	3	5	8	9	7	7	3	5	10	2	5	0	1	0	0
	Female	1	3	3	7	12	5	3	3	4	11	5	1	6	6	2	2	2	0	0	1	0
	<b>Total</b>	<b>3</b>	<b>6</b>	<b>10</b>	<b>15</b>	<b>15</b>	<b>10</b>	<b>6</b>	<b>8</b>	<b>12</b>	<b>20</b>	<b>12</b>	<b>8</b>	<b>9</b>	<b>11</b>	<b>12</b>	<b>4</b>	<b>7</b>	<b>0</b>	<b>1</b>	<b>1</b>	<b>0</b>

**2004 Covered Population**  
**7 Heartland Regional Health Authority**

Residence Code	Age Groupings																				Total		
	< 1	1 to 4	5 to 9	10 to 14	15 to 19	20 to 24	25 to 29	30 to 34	35 to 39	40 to 44	45 to 49	50 to 54	55 to 59	60 to 64	65 to 69	70 to 74	75 to 79	80 to 84	85 to 89	90 to 94		95 +	
346 10 RM Perdue (78%)	Male	1	6	12	7	12	12	9	9	6	7	14	14	7	9	9	2	5	1	1	0	0	144
	Female	2	5	9	15	11	9	5	6	8	10	12	12	9	10	5	7	2	4	1	0	0	143
	<b>Total</b>	<b>3</b>	<b>11</b>	<b>20</b>	<b>22</b>	<b>23</b>	<b>22</b>	<b>14</b>	<b>16</b>	<b>14</b>	<b>17</b>	<b>27</b>	<b>27</b>	<b>16</b>	<b>19</b>	<b>14</b>	<b>9</b>	<b>7</b>	<b>5</b>	<b>2</b>	<b>0</b>	<b>0</b>	<b>286</b>
346 55 Kinley	Male	0	1	3	1	1	0	0	2	2	2	2	2	5	0	0	0	1	2	0	0	0	24
	Female	0	0	1	2	2	0	0	5	2	0	1	3	3	0	1	0	0	0	0	0	0	20
	<b>Total</b>	<b>0</b>	<b>1</b>	<b>4</b>	<b>3</b>	<b>3</b>	<b>0</b>	<b>0</b>	<b>7</b>	<b>4</b>	<b>2</b>	<b>3</b>	<b>5</b>	<b>8</b>	<b>0</b>	<b>1</b>	<b>0</b>	<b>1</b>	<b>2</b>	<b>0</b>	<b>0</b>	<b>0</b>	<b>44</b>
346 58 Perdue	Male	2	12	17	20	19	19	18	15	11	25	20	14	14	6	10	9	12	6	2	0	0	251
	Female	3	12	18	18	17	13	12	19	12	21	15	15	7	14	9	12	12	14	2	5	1	251
	<b>Total</b>	<b>5</b>	<b>24</b>	<b>35</b>	<b>38</b>	<b>36</b>	<b>32</b>	<b>30</b>	<b>34</b>	<b>23</b>	<b>46</b>	<b>35</b>	<b>29</b>	<b>21</b>	<b>20</b>	<b>19</b>	<b>21</b>	<b>24</b>	<b>20</b>	<b>4</b>	<b>5</b>	<b>1</b>	<b>502</b>
347 10 RM Biggar	Male	1	7	21	37	54	32	19	14	24	35	38	33	21	21	36	24	19	2	2	0	0	440
	Female	4	5	19	36	53	28	14	13	19	37	31	28	33	22	33	12	9	6	0	2	0	404
	<b>Total</b>	<b>5</b>	<b>12</b>	<b>40</b>	<b>73</b>	<b>107</b>	<b>60</b>	<b>33</b>	<b>27</b>	<b>43</b>	<b>72</b>	<b>69</b>	<b>61</b>	<b>54</b>	<b>43</b>	<b>69</b>	<b>36</b>	<b>28</b>	<b>8</b>	<b>2</b>	<b>2</b>	<b>0</b>	<b>844</b>
347 30 Biggar	Male	10	48	83	79	75	89	66	58	70	83	105	94	52	44	36	55	45	35	21	6	2	1,156
	Female	12	52	86	86	96	98	60	69	68	83	94	67	60	59	49	59	64	43	47	24	7	1,283
	<b>Total</b>	<b>22</b>	<b>100</b>	<b>169</b>	<b>165</b>	<b>171</b>	<b>187</b>	<b>126</b>	<b>127</b>	<b>138</b>	<b>166</b>	<b>199</b>	<b>161</b>	<b>112</b>	<b>103</b>	<b>85</b>	<b>114</b>	<b>109</b>	<b>78</b>	<b>68</b>	<b>30</b>	<b>9</b>	<b>2,439</b>
347 59 Springwater	Male	0	0	0	2	0	1	0	0	0	2	2	0	1	0	0	1	1	2	0	0	0	12
	Female	0	0	0	5	0	0	0	0	0	5	0	0	0	0	0	0	1	1	0	0	0	12
	<b>Total</b>	<b>0</b>	<b>0</b>	<b>0</b>	<b>7</b>	<b>0</b>	<b>1</b>	<b>0</b>	<b>0</b>	<b>0</b>	<b>7</b>	<b>2</b>	<b>0</b>	<b>1</b>	<b>0</b>	<b>0</b>	<b>1</b>	<b>2</b>	<b>3</b>	<b>0</b>	<b>0</b>	<b>0</b>	<b>24</b>
349 10 RM Grandview	Male	1	3	7	17	34	15	10	6	7	18	15	17	9	9	9	6	6	5	0	0	0	194
	Female	1	5	6	18	18	17	8	7	10	17	18	11	7	9	9	8	2	1	2	1	0	175
	<b>Total</b>	<b>2</b>	<b>8</b>	<b>13</b>	<b>35</b>	<b>52</b>	<b>32</b>	<b>18</b>	<b>13</b>	<b>17</b>	<b>35</b>	<b>33</b>	<b>28</b>	<b>16</b>	<b>18</b>	<b>18</b>	<b>14</b>	<b>8</b>	<b>6</b>	<b>2</b>	<b>1</b>	<b>0</b>	<b>369</b>
349 50 Handel	Male	0	2	2	0	2	1	1	1	1	4	1	0	2	0	1	1	0	1	0	0	0	20
	Female	0	2	0	3	1	1	2	1	2	0	0	1	1	0	0	2	0	1	1	1	0	19
	<b>Total</b>	<b>0</b>	<b>4</b>	<b>2</b>	<b>3</b>	<b>3</b>	<b>2</b>	<b>3</b>	<b>2</b>	<b>3</b>	<b>4</b>	<b>1</b>	<b>1</b>	<b>3</b>	<b>0</b>	<b>1</b>	<b>3</b>	<b>0</b>	<b>2</b>	<b>1</b>	<b>1</b>	<b>0</b>	<b>39</b>
349 51 Kelfield	Male	0	0	0	0	0	1	1	0	2	0	1	1	0	1	0	1	0	0	0	0	0	8
	Female	0	0	2	0	1	0	1	0	1	0	0	1	1	0	0	1	0	1	0	0	0	9
	<b>Total</b>	<b>0</b>	<b>0</b>	<b>2</b>	<b>0</b>	<b>1</b>	<b>1</b>	<b>2</b>	<b>0</b>	<b>3</b>	<b>0</b>	<b>1</b>	<b>2</b>	<b>1</b>	<b>1</b>	<b>0</b>	<b>2</b>	<b>0</b>	<b>1</b>	<b>0</b>	<b>0</b>	<b>0</b>	<b>17</b>
349 52 Ruthilda	Male	0	0	3	0	1	0	0	0	2	3	0	1	0	1	0	3	0	0	0	0	0	14
	Female	0	5	5	1	0	0	1	1	3	0	0	0	1	0	0	1	1	0	0	0	0	19
	<b>Total</b>	<b>0</b>	<b>5</b>	<b>8</b>	<b>1</b>	<b>1</b>	<b>0</b>	<b>1</b>	<b>1</b>	<b>5</b>	<b>3</b>	<b>0</b>	<b>1</b>	<b>1</b>	<b>1</b>	<b>0</b>	<b>4</b>	<b>1</b>	<b>0</b>	<b>0</b>	<b>0</b>	<b>0</b>	<b>33</b>

**2004 Covered Population**  
**7 Heartland Regional Health Authority**

Residence Code	Age Groupings																					Total	
	< 1	1 to 4	5 to 9	10 to 14	15 to 19	20 to 24	25 to 29	30 to 34	35 to 39	40 to 44	45 to 49	50 to 54	55 to 59	60 to 64	65 to 69	70 to 74	75 to 79	80 to 84	85 to 89	90 to 94	95 +		
350 10 RM Mariposa	Male	1	3	2	9	13	14	3	7	3	8	18	17	5	1	6	9	3	1	0	0	0	123
	Female	0	1	3	4	9	9	4	2	4	9	11	8	8	2	10	4	2	0	1	0	0	91
	<b>Total</b>	<b>1</b>	<b>4</b>	<b>5</b>	<b>13</b>	<b>22</b>	<b>23</b>	<b>7</b>	<b>9</b>	<b>7</b>	<b>17</b>	<b>29</b>	<b>25</b>	<b>13</b>	<b>3</b>	<b>16</b>	<b>13</b>	<b>5</b>	<b>1</b>	<b>1</b>	<b>0</b>	<b>0</b>	<b>214</b>
350 52 Tramping Lake	Male	1	0	5	6	1	4	2	2	3	4	4	3	3	1	3	2	1	0	0	0	0	45
	Female	0	3	5	1	5	3	4	1	2	2	3	3	4	2	1	1	3	3	1	1	0	48
	<b>Total</b>	<b>1</b>	<b>3</b>	<b>10</b>	<b>7</b>	<b>6</b>	<b>7</b>	<b>6</b>	<b>3</b>	<b>5</b>	<b>6</b>	<b>7</b>	<b>6</b>	<b>7</b>	<b>3</b>	<b>4</b>	<b>3</b>	<b>4</b>	<b>3</b>	<b>1</b>	<b>1</b>	<b>0</b>	<b>93</b>
351 10 RM Progress	Male	0	1	3	10	15	13	4	6	3	14	14	9	9	10	12	12	5	3	1	1	0	145
	Female	0	1	1	7	10	11	0	2	2	12	11	9	3	8	11	8	4	0	0	1	0	101
	<b>Total</b>	<b>0</b>	<b>2</b>	<b>4</b>	<b>17</b>	<b>25</b>	<b>24</b>	<b>4</b>	<b>8</b>	<b>5</b>	<b>26</b>	<b>25</b>	<b>18</b>	<b>12</b>	<b>18</b>	<b>23</b>	<b>20</b>	<b>9</b>	<b>3</b>	<b>1</b>	<b>2</b>	<b>0</b>	<b>246</b>
351 30 Kerrobert	Male	5	40	51	46	40	32	37	41	33	41	50	28	14	14	17	19	16	15	3	4	2	548
	Female	8	42	39	41	45	24	39	44	29	42	32	32	20	13	15	34	20	16	22	11	9	577
	<b>Total</b>	<b>13</b>	<b>82</b>	<b>90</b>	<b>87</b>	<b>85</b>	<b>56</b>	<b>76</b>	<b>85</b>	<b>62</b>	<b>83</b>	<b>82</b>	<b>60</b>	<b>34</b>	<b>27</b>	<b>32</b>	<b>53</b>	<b>36</b>	<b>31</b>	<b>25</b>	<b>15</b>	<b>11</b>	<b>1,125</b>
351 31 Luseland	Male	4	13	28	17	20	19	15	21	19	20	21	27	16	16	8	17	15	17	7	2	0	322
	Female	0	6	22	23	24	15	15	14	17	19	20	25	15	14	16	23	14	20	11	3	1	317
	<b>Total</b>	<b>4</b>	<b>19</b>	<b>50</b>	<b>40</b>	<b>44</b>	<b>34</b>	<b>30</b>	<b>35</b>	<b>36</b>	<b>39</b>	<b>41</b>	<b>52</b>	<b>31</b>	<b>30</b>	<b>24</b>	<b>40</b>	<b>29</b>	<b>37</b>	<b>18</b>	<b>5</b>	<b>1</b>	<b>639</b>
352 10 RM Heart's Hill	Male	0	6	5	14	7	19	6	8	7	12	14	8	10	10	14	7	4	1	1	0	0	153
	Female	1	7	8	14	11	8	4	4	9	9	11	11	9	9	11	6	1	0	0	0	0	133
	<b>Total</b>	<b>1</b>	<b>13</b>	<b>13</b>	<b>28</b>	<b>18</b>	<b>27</b>	<b>10</b>	<b>12</b>	<b>16</b>	<b>21</b>	<b>25</b>	<b>19</b>	<b>19</b>	<b>19</b>	<b>25</b>	<b>13</b>	<b>5</b>	<b>1</b>	<b>1</b>	<b>0</b>	<b>0</b>	<b>286</b>
376 10 RM Eagle Creek	Male	4	6	8	15	13	21	23	12	9	10	21	24	12	25	13	11	12	5	1	1	1	247
	Female	1	7	12	15	14	9	13	6	12	14	15	20	18	11	6	10	6	4	3	0	1	197
	<b>Total</b>	<b>5</b>	<b>13</b>	<b>20</b>	<b>30</b>	<b>27</b>	<b>30</b>	<b>36</b>	<b>18</b>	<b>21</b>	<b>24</b>	<b>36</b>	<b>44</b>	<b>30</b>	<b>36</b>	<b>19</b>	<b>21</b>	<b>18</b>	<b>9</b>	<b>4</b>	<b>1</b>	<b>2</b>	<b>444</b>
377 10 RM Glenside	Male	2	2	2	7	11	9	6	1	6	7	10	12	7	9	6	5	6	5	1	1	1	117
	Female	1	3	2	5	15	7	2	3	5	6	11	9	6	5	6	5	4	4	1	2	0	104
	<b>Total</b>	<b>3</b>	<b>6</b>	<b>5</b>	<b>12</b>	<b>26</b>	<b>16</b>	<b>9</b>	<b>4</b>	<b>11</b>	<b>13</b>	<b>21</b>	<b>21</b>	<b>14</b>	<b>14</b>	<b>13</b>	<b>10</b>	<b>11</b>	<b>9</b>	<b>2</b>	<b>2</b>	<b>1</b>	<b>221</b>
378 10 RM Rosemount	Male	0	0	6	8	7	9	4	3	5	9	9	7	4	8	3	2	2	2	0	0	0	88
	Female	0	0	2	11	10	5	2	4	4	11	6	5	4	7	2	4	5	1	2	1	0	86
	<b>Total</b>	<b>0</b>	<b>0</b>	<b>8</b>	<b>19</b>	<b>17</b>	<b>14</b>	<b>6</b>	<b>7</b>	<b>9</b>	<b>20</b>	<b>15</b>	<b>12</b>	<b>8</b>	<b>15</b>	<b>5</b>	<b>6</b>	<b>7</b>	<b>3</b>	<b>2</b>	<b>1</b>	<b>0</b>	<b>174</b>
378 50 Cando	Male	0	9	9	2	3	4	7	3	5	5	5	2	3	4	7	4	0	2	0	0	0	74
	Female	4	6	8	9	7	3	6	3	2	3	3	3	3	3	2	0	0	1	0	1	0	67
	<b>Total</b>	<b>4</b>	<b>15</b>	<b>17</b>	<b>11</b>	<b>10</b>	<b>7</b>	<b>13</b>	<b>6</b>	<b>7</b>	<b>8</b>	<b>8</b>	<b>5</b>	<b>6</b>	<b>7</b>	<b>9</b>	<b>4</b>	<b>0</b>	<b>3</b>	<b>0</b>	<b>1</b>	<b>0</b>	<b>141</b>

*2004 Covered Population*  
**7 Heartland Regional Health Authority**

Residence Code	Age Groupings																					Total	
	< 1	1 to 4	5 to 9	10 to 14	15 to 19	20 to 24	25 to 29	30 to 34	35 to 39	40 to 44	45 to 49	50 to 54	55 to 59	60 to 64	65 to 69	70 to 74	75 to 79	80 to 84	85 to 89	90 to 94	95 +		
379 10 RM Reford	Male	0	2	10	11	14	19	10	4	11	14	16	5	16	13	14	6	3	3	2	1	0	174
	Female	2	3	6	10	12	17	4	4	10	8	13	13	18	10	9	3	1	3	1	0	0	147
	<b>Total</b>	<b>2</b>	<b>5</b>	<b>16</b>	<b>21</b>	<b>26</b>	<b>36</b>	<b>14</b>	<b>8</b>	<b>21</b>	<b>22</b>	<b>29</b>	<b>18</b>	<b>34</b>	<b>23</b>	<b>23</b>	<b>9</b>	<b>4</b>	<b>6</b>	<b>3</b>	<b>1</b>	<b>0</b>	<b>321</b>
379 53 Landis	Male	2	2	9	5	7	6	13	4	9	9	11	3	5	3	4	5	8	2	1	0	0	108
	Female	0	4	4	11	6	7	5	4	6	7	6	6	3	1	8	11	3	5	1	0	0	98
	<b>Total</b>	<b>2</b>	<b>6</b>	<b>13</b>	<b>16</b>	<b>13</b>	<b>13</b>	<b>18</b>	<b>8</b>	<b>15</b>	<b>16</b>	<b>17</b>	<b>9</b>	<b>8</b>	<b>4</b>	<b>12</b>	<b>16</b>	<b>11</b>	<b>7</b>	<b>2</b>	<b>0</b>	<b>0</b>	<b>206</b>
380 10 RM Tramping Lake	Male	1	6	4	21	9	12	9	5	11	14	14	12	8	7	4	5	4	2	0	0	0	148
	Female	1	4	5	16	18	9	7	4	19	12	10	9	11	4	4	1	4	4	0	0	0	142
	<b>Total</b>	<b>2</b>	<b>10</b>	<b>9</b>	<b>37</b>	<b>27</b>	<b>21</b>	<b>16</b>	<b>9</b>	<b>30</b>	<b>26</b>	<b>24</b>	<b>21</b>	<b>19</b>	<b>11</b>	<b>8</b>	<b>6</b>	<b>8</b>	<b>6</b>	<b>0</b>	<b>0</b>	<b>0</b>	<b>290</b>
380 30 Scott	Male	4	7	9	3	5	11	8	7	5	10	5	6	4	3	3	2	2	3	0	2	0	99
	Female	2	4	13	5	4	10	7	10	7	7	2	7	5	4	2	2	3	0	1	2	0	97
	<b>Total</b>	<b>6</b>	<b>11</b>	<b>22</b>	<b>8</b>	<b>9</b>	<b>21</b>	<b>15</b>	<b>17</b>	<b>12</b>	<b>17</b>	<b>7</b>	<b>13</b>	<b>9</b>	<b>7</b>	<b>5</b>	<b>4</b>	<b>5</b>	<b>3</b>	<b>1</b>	<b>4</b>	<b>0</b>	<b>196</b>
381 10 RM Grass Lake	Male	0	4	8	22	22	29	13	3	11	23	22	15	22	13	15	6	5	3	2	1	0	239
	Female	1	4	8	17	21	17	7	4	11	13	23	16	19	15	8	6	6	4	0	0	0	200
	<b>Total</b>	<b>1</b>	<b>8</b>	<b>16</b>	<b>39</b>	<b>43</b>	<b>46</b>	<b>20</b>	<b>7</b>	<b>22</b>	<b>36</b>	<b>45</b>	<b>31</b>	<b>41</b>	<b>28</b>	<b>23</b>	<b>12</b>	<b>11</b>	<b>7</b>	<b>2</b>	<b>1</b>	<b>0</b>	<b>439</b>
381 55 Salvador	Male	0	0	0	2	1	0	1	1	0	4	3	0	0	1	0	1	0	0	0	0	0	14
	Female	0	0	0	1	5	0	0	0	1	2	2	0	1	1	0	1	0	0	0	0	0	14
	<b>Total</b>	<b>0</b>	<b>0</b>	<b>0</b>	<b>3</b>	<b>6</b>	<b>0</b>	<b>1</b>	<b>1</b>	<b>1</b>	<b>6</b>	<b>5</b>	<b>0</b>	<b>1</b>	<b>2</b>	<b>0</b>	<b>2</b>	<b>0</b>	<b>0</b>	<b>0</b>	<b>0</b>	<b>0</b>	<b>28</b>
382 10 RM Eye Hill	Male	2	14	8	20	34	32	14	7	13	27	31	15	13	10	17	13	1	5	4	1	0	281
	Female	0	8	8	23	33	19	9	6	15	24	20	11	16	15	11	3	5	6	1	0	0	233
	<b>Total</b>	<b>2</b>	<b>22</b>	<b>16</b>	<b>43</b>	<b>67</b>	<b>51</b>	<b>23</b>	<b>13</b>	<b>28</b>	<b>51</b>	<b>51</b>	<b>26</b>	<b>29</b>	<b>25</b>	<b>28</b>	<b>16</b>	<b>6</b>	<b>11</b>	<b>5</b>	<b>1</b>	<b>0</b>	<b>514</b>
382 30 Macklin	Male	6	62	72	53	54	67	58	53	52	66	49	38	12	15	22	16	13	20	5	3	1	737
	Female	8	45	73	55	43	60	47	47	54	65	33	27	21	22	15	36	18	22	12	8	3	714
	<b>Total</b>	<b>14</b>	<b>107</b>	<b>145</b>	<b>108</b>	<b>97</b>	<b>127</b>	<b>105</b>	<b>100</b>	<b>106</b>	<b>131</b>	<b>82</b>	<b>65</b>	<b>33</b>	<b>37</b>	<b>37</b>	<b>52</b>	<b>31</b>	<b>42</b>	<b>17</b>	<b>11</b>	<b>4</b>	<b>1,451</b>
382 51 Denzil	Male	0	7	8	4	7	6	10	6	7	8	6	11	5	1	4	1	2	2	1	0	1	97
	Female	4	7	9	4	8	6	9	5	6	5	9	5	3	1	3	6	5	2	0	1	0	98
	<b>Total</b>	<b>4</b>	<b>14</b>	<b>17</b>	<b>8</b>	<b>15</b>	<b>12</b>	<b>19</b>	<b>11</b>	<b>13</b>	<b>13</b>	<b>15</b>	<b>16</b>	<b>8</b>	<b>2</b>	<b>7</b>	<b>7</b>	<b>7</b>	<b>4</b>	<b>1</b>	<b>1</b>	<b>1</b>	<b>195</b>
382 52 Evesham	Male	0	0	1	1	3	3	1	2	0	3	3	0	1	0	1	2	1	0	0	0	0	22
	Female	0	0	3	1	0	1	0	1	2	1	1	0	1	0	1	1	0	1	4	0	0	18
	<b>Total</b>	<b>0</b>	<b>0</b>	<b>4</b>	<b>2</b>	<b>3</b>	<b>4</b>	<b>1</b>	<b>3</b>	<b>2</b>	<b>4</b>	<b>4</b>	<b>0</b>	<b>2</b>	<b>0</b>	<b>2</b>	<b>3</b>	<b>1</b>	<b>1</b>	<b>4</b>	<b>0</b>	<b>0</b>	<b>40</b>

**2004 Covered Population**  
**7 Heartland Regional Health Authority**

Residence Code	Age Groupings																					Total	
	< 1	1 to 4	5 to 9	10 to 14	15 to 19	20 to 24	25 to 29	30 to 34	35 to 39	40 to 44	45 to 49	50 to 54	55 to 59	60 to 64	65 to 69	70 to 74	75 to 79	80 to 84	85 to 89	90 to 94	95 +		
382 55 Primate	Male	0	3	2	1	6	3	2	0	2	2	2	3	2	0	0	0	0	0	0	0	0	28
	Female	0	1	0	2	2	1	1	1	3	0	2	2	1	0	0	0	0	0	0	0	0	16
	<b>Total</b>	<b>0</b>	<b>4</b>	<b>2</b>	<b>3</b>	<b>8</b>	<b>4</b>	<b>3</b>	<b>1</b>	<b>5</b>	<b>2</b>	<b>4</b>	<b>5</b>	<b>3</b>	<b>0</b>	<b>0</b>	<b>0</b>	<b>0</b>	<b>0</b>	<b>0</b>	<b>0</b>	<b>0</b>	<b>44</b>
409 10 RM Buffalo (71%)	Male	0	2	12	13	26	18	9	5	9	11	21	18	13	9	9	11	5	2	2	1	0	198
	Female	0	4	3	12	13	19	6	4	9	13	21	11	13	6	7	8	4	3	1	0	0	157
	<b>Total</b>	<b>0</b>	<b>6</b>	<b>15</b>	<b>26</b>	<b>40</b>	<b>37</b>	<b>14</b>	<b>9</b>	<b>18</b>	<b>25</b>	<b>42</b>	<b>30</b>	<b>26</b>	<b>15</b>	<b>16</b>	<b>18</b>	<b>9</b>	<b>5</b>	<b>4</b>	<b>1</b>	<b>0</b>	<b>355</b>
409 30 Wilkie	Male	8	33	41	60	65	46	42	32	33	58	46	45	37	22	24	37	30	15	8	3	1	686
	Female	6	24	40	40	57	52	24	34	44	51	51	39	32	32	29	39	28	24	27	20	3	696
	<b>Total</b>	<b>14</b>	<b>57</b>	<b>81</b>	<b>100</b>	<b>122</b>	<b>98</b>	<b>66</b>	<b>66</b>	<b>77</b>	<b>109</b>	<b>97</b>	<b>84</b>	<b>69</b>	<b>54</b>	<b>53</b>	<b>76</b>	<b>58</b>	<b>39</b>	<b>35</b>	<b>23</b>	<b>4</b>	<b>1,382</b>
410 10 RM Round Valley	Male	0	3	3	5	18	18	6	3	4	10	16	16	31	11	6	9	5	4	1	0	0	169
	Female	1	2	3	8	13	13	8	2	4	12	12	19	27	6	5	5	6	4	1	0	0	151
	<b>Total</b>	<b>1</b>	<b>5</b>	<b>6</b>	<b>13</b>	<b>31</b>	<b>31</b>	<b>14</b>	<b>5</b>	<b>8</b>	<b>22</b>	<b>28</b>	<b>35</b>	<b>58</b>	<b>17</b>	<b>11</b>	<b>14</b>	<b>11</b>	<b>8</b>	<b>2</b>	<b>0</b>	<b>0</b>	<b>320</b>
410 30 Unity	Male	9	66	78	73	90	86	69	59	75	87	87	61	54	33	34	46	48	45	35	7	5	1,147
	Female	13	59	84	62	89	71	71	68	80	87	82	61	49	38	45	69	84	57	50	25	4	1,248
	<b>Total</b>	<b>22</b>	<b>125</b>	<b>162</b>	<b>135</b>	<b>179</b>	<b>157</b>	<b>140</b>	<b>127</b>	<b>155</b>	<b>174</b>	<b>169</b>	<b>122</b>	<b>103</b>	<b>71</b>	<b>79</b>	<b>115</b>	<b>132</b>	<b>102</b>	<b>85</b>	<b>32</b>	<b>9</b>	<b>2,395</b>
410 50 Adanac	Male	0	0	0	0	0	0	0	0	0	0	0	0	0	0	0	0	0	1	0	0	0	1
	Female	0	0	0	0	0	0	0	0	0	0	0	0	0	0	0	0	1	0	0	0	0	1
	<b>Total</b>	<b>0</b>	<b>0</b>	<b>0</b>	<b>0</b>	<b>0</b>	<b>0</b>	<b>0</b>	<b>0</b>	<b>0</b>	<b>0</b>	<b>0</b>	<b>0</b>	<b>0</b>	<b>0</b>	<b>0</b>	<b>0</b>	<b>0</b>	<b>1</b>	<b>1</b>	<b>0</b>	<b>0</b>	<b>2</b>
411 10 RM Senlac	Male	1	1	2	5	11	11	10	3	2	6	12	15	13	1	6	8	4	2	1	2	0	116
	Female	2	1	2	3	10	8	0	1	1	7	12	13	9	6	7	3	4	3	2	2	0	96
	<b>Total</b>	<b>3</b>	<b>2</b>	<b>4</b>	<b>8</b>	<b>21</b>	<b>19</b>	<b>10</b>	<b>4</b>	<b>3</b>	<b>13</b>	<b>24</b>	<b>28</b>	<b>22</b>	<b>7</b>	<b>13</b>	<b>11</b>	<b>8</b>	<b>5</b>	<b>3</b>	<b>4</b>	<b>0</b>	<b>212</b>
411 52 Senlac	Male	0	0	2	3	2	6	4	4	2	4	4	3	3	0	1	2	1	0	0	0	0	41
	Female	0	2	1	2	4	1	2	3	1	2	3	4	1	0	0	2	1	0	1	0	0	30
	<b>Total</b>	<b>0</b>	<b>2</b>	<b>3</b>	<b>5</b>	<b>6</b>	<b>7</b>	<b>6</b>	<b>7</b>	<b>3</b>	<b>6</b>	<b>7</b>	<b>7</b>	<b>4</b>	<b>0</b>	<b>1</b>	<b>4</b>	<b>2</b>	<b>0</b>	<b>1</b>	<b>0</b>	<b>0</b>	<b>71</b>
<b>Total Covered Population</b>																							
<b>7 Heartland Regional Health Authority</b>																							
Male	205	940	1,318	1,597	1,917	1,753	1,278	1,093	1,220	1,663	1,937	1,610	1,228	970	906	855	755	602	348	122	25	22,343	
Female	208	894	1,316	1,525	1,840	1,519	1,112	1,019	1,198	1,649	1,666	1,388	1,221	974	905	991	925	788	591	282	75	22,087	
<b>Total</b>	<b>413</b>	<b>1,835</b>	<b>2,634</b>	<b>3,122</b>	<b>3,757</b>	<b>3,272</b>	<b>2,390</b>	<b>2,112</b>	<b>2,418</b>	<b>3,312</b>	<b>3,603</b>	<b>2,999</b>	<b>2,449</b>	<b>1,943</b>	<b>1,811</b>	<b>1,846</b>	<b>1,680</b>	<b>1,389</b>	<b>940</b>	<b>405</b>	<b>100</b>	<b>44,429</b>	

*2004 Covered Population*  
**8 Kelsey Trail Regional Health Authority**

Residence Code	Age Groupings																				Total		
	< 1	1 to 4	5 to 9	10 to 14	15 to 19	20 to 24	25 to 29	30 to 34	35 to 39	40 to 44	45 to 49	50 to 54	55 to 59	60 to 64	65 to 69	70 to 74	75 to 79	80 to 84	85 to 89	90 to 94		95 +	
335 10 RM Hazel Dell (47%)	Male	0	1	6	12	12	13	9	9	8	9	12	15	15	11	10	11	7	3	3	2	0	167
	Female	0	3	3	7	7	7	5	5	8	9	12	12	16	9	6	5	9	4	2	1	0	131
	<b>Total</b>	<b>0</b>	<b>4</b>	<b>9</b>	<b>19</b>	<b>19</b>	<b>19</b>	<b>14</b>	<b>14</b>	<b>16</b>	<b>18</b>	<b>24</b>	<b>27</b>	<b>31</b>	<b>21</b>	<b>16</b>	<b>16</b>	<b>16</b>	<b>8</b>	<b>5</b>	<b>3</b>	<b>0</b>	<b>298</b>
335 52 Lintlaw	Male	1	7	7	9	11	6	5	7	13	5	11	6	2	11	8	1	5	6	5	2	0	128
	Female	0	3	8	3	7	2	4	7	9	6	7	7	3	9	3	4	9	7	3	1	0	102
	<b>Total</b>	<b>1</b>	<b>10</b>	<b>15</b>	<b>12</b>	<b>18</b>	<b>8</b>	<b>9</b>	<b>14</b>	<b>22</b>	<b>11</b>	<b>18</b>	<b>13</b>	<b>5</b>	<b>20</b>	<b>11</b>	<b>5</b>	<b>14</b>	<b>13</b>	<b>8</b>	<b>3</b>	<b>0</b>	<b>230</b>
336 10 RM Sasman (18%)	Male	0	2	4	5	7	7	4	3	4	6	5	8	5	3	7	3	5	3	2	0	0	83
	Female	0	2	3	4	4	3	2	3	5	4	7	6	5	6	6	4	2	1	1	0	0	69
	<b>Total</b>	<b>0</b>	<b>5</b>	<b>7</b>	<b>10</b>	<b>11</b>	<b>10</b>	<b>6</b>	<b>5</b>	<b>9</b>	<b>10</b>	<b>12</b>	<b>14</b>	<b>10</b>	<b>9</b>	<b>13</b>	<b>8</b>	<b>7</b>	<b>4</b>	<b>3</b>	<b>0</b>	<b>0</b>	<b>153</b>
366 10 RM Kelvington	Male	0	0	5	14	19	14	14	8	4	14	14	30	17	25	18	11	10	8	3	0	0	228
	Female	0	2	1	13	28	13	2	3	11	13	24	23	14	22	13	10	8	6	3	0	1	210
	<b>Total</b>	<b>0</b>	<b>2</b>	<b>6</b>	<b>27</b>	<b>47</b>	<b>27</b>	<b>16</b>	<b>11</b>	<b>15</b>	<b>27</b>	<b>38</b>	<b>53</b>	<b>31</b>	<b>47</b>	<b>31</b>	<b>21</b>	<b>18</b>	<b>14</b>	<b>6</b>	<b>0</b>	<b>1</b>	<b>438</b>
366 30 Kelvington	Male	6	21	38	35	29	32	21	23	33	29	36	34	21	20	28	21	24	23	20	8	1	503
	Female	7	29	35	38	23	33	27	41	30	35	35	18	33	22	27	22	35	32	35	16	4	577
	<b>Total</b>	<b>13</b>	<b>50</b>	<b>73</b>	<b>73</b>	<b>52</b>	<b>65</b>	<b>48</b>	<b>64</b>	<b>63</b>	<b>64</b>	<b>71</b>	<b>52</b>	<b>54</b>	<b>42</b>	<b>55</b>	<b>43</b>	<b>59</b>	<b>55</b>	<b>55</b>	<b>24</b>	<b>5</b>	<b>1,080</b>
367 10 RM Ponass Lake	Male	2	3	3	14	29	22	15	12	8	19	19	30	24	32	19	22	13	10	5	0	1	302
	Female	0	5	4	13	25	21	4	5	8	21	16	22	36	17	17	18	8	12	4	3	0	259
	<b>Total</b>	<b>2</b>	<b>8</b>	<b>7</b>	<b>27</b>	<b>54</b>	<b>43</b>	<b>19</b>	<b>17</b>	<b>16</b>	<b>40</b>	<b>35</b>	<b>52</b>	<b>60</b>	<b>49</b>	<b>36</b>	<b>40</b>	<b>21</b>	<b>22</b>	<b>9</b>	<b>3</b>	<b>1</b>	<b>561</b>
367 30 Rose Valley	Male	2	16	15	12	11	8	16	10	11	20	9	9	11	14	12	7	5	10	7	2	0	207
	Female	2	8	25	11	14	12	9	15	17	10	6	10	12	11	10	10	15	13	7	4	1	222
	<b>Total</b>	<b>4</b>	<b>24</b>	<b>40</b>	<b>23</b>	<b>25</b>	<b>20</b>	<b>25</b>	<b>25</b>	<b>28</b>	<b>30</b>	<b>15</b>	<b>19</b>	<b>23</b>	<b>25</b>	<b>22</b>	<b>17</b>	<b>20</b>	<b>23</b>	<b>14</b>	<b>6</b>	<b>1</b>	<b>429</b>
367 50 Fosston	Male	0	0	1	2	2	4	0	2	0	2	1	4	4	3	2	6	3	1	2	0	0	39
	Female	1	4	0	1	3	1	2	0	2	1	3	3	4	1	1	4	2	4	1	0	0	38
	<b>Total</b>	<b>1</b>	<b>4</b>	<b>1</b>	<b>3</b>	<b>5</b>	<b>5</b>	<b>2</b>	<b>2</b>	<b>2</b>	<b>3</b>	<b>4</b>	<b>7</b>	<b>8</b>	<b>4</b>	<b>3</b>	<b>10</b>	<b>5</b>	<b>5</b>	<b>3</b>	<b>0</b>	<b>0</b>	<b>77</b>
394 10 RM Hudson Bay	Male	2	10	9	23	46	47	23	10	20	35	59	61	53	54	45	34	18	6	3	0	1	559
	Female	2	8	9	22	47	44	12	9	18	44	54	49	63	38	29	17	13	11	4	2	1	496
	<b>Total</b>	<b>4</b>	<b>18</b>	<b>18</b>	<b>45</b>	<b>93</b>	<b>91</b>	<b>35</b>	<b>19</b>	<b>38</b>	<b>79</b>	<b>113</b>	<b>110</b>	<b>116</b>	<b>92</b>	<b>74</b>	<b>51</b>	<b>31</b>	<b>17</b>	<b>7</b>	<b>2</b>	<b>2</b>	<b>1,055</b>
394 30 Hudson Bay	Male	15	66	93	87	94	79	93	76	63	104	81	74	60	53	31	42	25	23	10	4	0	1,173
	Female	10	64	92	77	87	73	81	76	75	84	71	75	48	43	32	41	36	30	13	7	2	1,117
	<b>Total</b>	<b>25</b>	<b>130</b>	<b>185</b>	<b>164</b>	<b>181</b>	<b>152</b>	<b>174</b>	<b>152</b>	<b>138</b>	<b>188</b>	<b>152</b>	<b>149</b>	<b>108</b>	<b>96</b>	<b>63</b>	<b>83</b>	<b>61</b>	<b>53</b>	<b>23</b>	<b>11</b>	<b>2</b>	<b>2,290</b>



*2004 Covered Population*  
**8 Kelsey Trail Regional Health Authority**

Residence Code	Age Groupings																				Total		
	< 1	1 to 4	5 to 9	10 to 14	15 to 19	20 to 24	25 to 29	30 to 34	35 to 39	40 to 44	45 to 49	50 to 54	55 to 59	60 to 64	65 to 69	70 to 74	75 to 79	80 to 84	85 to 89	90 to 94		95 +	
395 10 RM Porcupine	Male	1	7	11	27	43	38	17	21	29	43	31	38	38	39	36	33	21	13	5	3	0	494
	Female	0	5	13	30	29	19	6	12	22	31	29	39	44	37	30	31	13	11	5	1	1	408
	<b>Total</b>	<b>1</b>	<b>12</b>	<b>24</b>	<b>57</b>	<b>72</b>	<b>57</b>	<b>23</b>	<b>33</b>	<b>51</b>	<b>74</b>	<b>60</b>	<b>77</b>	<b>82</b>	<b>76</b>	<b>66</b>	<b>64</b>	<b>34</b>	<b>24</b>	<b>10</b>	<b>4</b>	<b>1</b>	<b>902</b>
395 30 Porcupine Plain	Male	4	26	33	35	30	33	29	26	30	37	27	34	29	23	20	24	18	17	8	2	1	486
	Female	7	20	31	32	32	26	26	24	29	29	33	27	23	30	17	24	27	28	22	15	3	505
	<b>Total</b>	<b>11</b>	<b>46</b>	<b>64</b>	<b>67</b>	<b>62</b>	<b>59</b>	<b>55</b>	<b>50</b>	<b>59</b>	<b>66</b>	<b>60</b>	<b>61</b>	<b>52</b>	<b>53</b>	<b>37</b>	<b>48</b>	<b>45</b>	<b>45</b>	<b>30</b>	<b>17</b>	<b>4</b>	<b>991</b>
395 50 Carragana	Male	3	3	3	1	1	2	6	2	0	3	2	1	2	0	0	0	1	0	0	0	0	30
	Female	0	1	2	2	2	3	3	0	1	2	2	1	0	1	0	0	0	1	0	0	0	21
	<b>Total</b>	<b>3</b>	<b>4</b>	<b>5</b>	<b>3</b>	<b>3</b>	<b>5</b>	<b>9</b>	<b>2</b>	<b>1</b>	<b>5</b>	<b>4</b>	<b>2</b>	<b>2</b>	<b>1</b>	<b>0</b>	<b>0</b>	<b>1</b>	<b>1</b>	<b>0</b>	<b>0</b>	<b>0</b>	<b>51</b>
395 56 Weekes	Male	0	4	5	2	0	0	2	5	4	1	4	1	5	3	5	1	2	0	0	0	0	44
	Female	0	1	5	2	3	2	3	3	2	3	0	3	3	5	2	2	0	3	3	3	0	48
	<b>Total</b>	<b>0</b>	<b>5</b>	<b>10</b>	<b>4</b>	<b>3</b>	<b>2</b>	<b>5</b>	<b>8</b>	<b>6</b>	<b>4</b>	<b>4</b>	<b>4</b>	<b>8</b>	<b>8</b>	<b>7</b>	<b>3</b>	<b>2</b>	<b>3</b>	<b>3</b>	<b>3</b>	<b>0</b>	<b>92</b>
397 10 RM Barrier Valley	Male	1	2	3	10	15	19	8	12	16	14	18	16	22	20	21	12	6	6	3	2	0	226
	Female	0	4	5	14	17	8	5	6	8	10	14	21	23	18	7	7	9	9	2	1	1	189
	<b>Total</b>	<b>1</b>	<b>6</b>	<b>8</b>	<b>24</b>	<b>32</b>	<b>27</b>	<b>13</b>	<b>18</b>	<b>24</b>	<b>24</b>	<b>32</b>	<b>37</b>	<b>45</b>	<b>38</b>	<b>28</b>	<b>19</b>	<b>15</b>	<b>15</b>	<b>5</b>	<b>3</b>	<b>1</b>	<b>415</b>
397 51 Archerwill	Male	4	6	13	9	5	10	9	18	14	12	8	8	12	6	9	4	5	0	2	1	1	156
	Female	3	12	18	14	11	10	14	15	9	8	14	6	9	9	7	6	2	4	6	0	1	178
	<b>Total</b>	<b>7</b>	<b>18</b>	<b>31</b>	<b>23</b>	<b>16</b>	<b>20</b>	<b>23</b>	<b>33</b>	<b>23</b>	<b>20</b>	<b>22</b>	<b>14</b>	<b>21</b>	<b>15</b>	<b>16</b>	<b>10</b>	<b>7</b>	<b>4</b>	<b>8</b>	<b>1</b>	<b>2</b>	<b>334</b>
398 10 RM Pleasantdale	Male	1	8	8	19	16	28	20	4	11	14	36	23	19	18	20	15	15	7	2	1	0	285
	Female	0	2	17	15	36	17	12	9	8	20	22	22	16	17	15	14	6	5	1	0	0	254
	<b>Total</b>	<b>1</b>	<b>10</b>	<b>25</b>	<b>34</b>	<b>52</b>	<b>45</b>	<b>32</b>	<b>13</b>	<b>19</b>	<b>34</b>	<b>58</b>	<b>45</b>	<b>35</b>	<b>35</b>	<b>35</b>	<b>29</b>	<b>21</b>	<b>12</b>	<b>3</b>	<b>1</b>	<b>0</b>	<b>539</b>
398 30 Naicam	Male	5	25	41	30	28	30	29	28	27	26	31	18	22	11	17	17	11	13	13	4	2	428
	Female	4	24	37	33	33	27	23	26	24	38	21	16	19	11	17	20	26	33	12	3	2	449
	<b>Total</b>	<b>9</b>	<b>49</b>	<b>78</b>	<b>63</b>	<b>61</b>	<b>57</b>	<b>52</b>	<b>54</b>	<b>51</b>	<b>64</b>	<b>52</b>	<b>34</b>	<b>41</b>	<b>22</b>	<b>34</b>	<b>37</b>	<b>37</b>	<b>46</b>	<b>25</b>	<b>7</b>	<b>4</b>	<b>877</b>
398 50 Pleasantdale	Male	0	1	1	1	3	3	2	1	3	3	3	2	4	3	2	1	2	0	0	0	0	35
	Female	0	1	3	4	4	4	2	1	2	6	1	4	3	1	1	1	2	2	0	1	0	43
	<b>Total</b>	<b>0</b>	<b>2</b>	<b>4</b>	<b>5</b>	<b>7</b>	<b>7</b>	<b>4</b>	<b>2</b>	<b>5</b>	<b>9</b>	<b>4</b>	<b>6</b>	<b>7</b>	<b>4</b>	<b>3</b>	<b>2</b>	<b>4</b>	<b>2</b>	<b>0</b>	<b>1</b>	<b>0</b>	<b>78</b>
399 10 RM Lake Lenore (52%)	Male	0	5	2	5	14	12	5	5	3	8	10	13	9	6	5	5	3	4	0	0	0	120
	Female	1	6	5	8	16	7	7	2	4	8	9	12	7	4	6	6	4	3	1	0	1	116
	<b>Total</b>	<b>1</b>	<b>11</b>	<b>7</b>	<b>13</b>	<b>30</b>	<b>19</b>	<b>12</b>	<b>6</b>	<b>7</b>	<b>16</b>	<b>20</b>	<b>25</b>	<b>17</b>	<b>10</b>	<b>11</b>	<b>11</b>	<b>8</b>	<b>6</b>	<b>5</b>	<b>0</b>	<b>1</b>	<b>236</b>

**2004 Covered Population**  
**8 Kelsey Trail Regional Health Authority**

Residence Code		Age Groupings																				Total		
		< 1	1 to 4	5 to 9	10 to 14	15 to 19	20 to 24	25 to 29	30 to 34	35 to 39	40 to 44	45 to 49	50 to 54	55 to 59	60 to 64	65 to 69	70 to 74	75 to 79	80 to 84	85 to 89	90 to 94		95 +	
399 55	St. Brieux	Male	3	22	30	19	21	23	19	25	28	21	15	17	6	10	6	8	6	5	0	2	1	287
		Female	5	23	22	25	13	22	20	23	21	15	16	10	7	14	7	9	10	9	6	4	0	281
		Total	8	45	52	44	34	45	39	48	49	36	31	27	13	24	13	17	16	14	6	6	1	568
426 10	RM Bjorkdale	Male	1	6	17	20	26	34	32	16	12	26	29	36	36	34	28	29	26	18	3	1	0	430
		Female	1	9	18	19	25	23	11	13	19	22	29	25	39	32	32	22	18	5	5	0	1	368
		Total	2	15	35	39	51	57	43	29	31	48	58	61	75	66	60	51	44	23	8	1	1	798
426 50	Mistatim	Male	2	2	5	8	2	7	8	1	6	3	8	6	3	4	2	2	2	5	1	1	0	78
		Female	0	2	3	2	7	9	4	4	4	2	7	5	4	1	2	2	5	2	0	0	1	66
		Total	2	4	8	10	9	16	12	5	10	5	15	11	7	5	4	4	7	7	1	1	1	144
426 51	Bjorkdale	Male	1	5	7	11	8	12	13	10	16	14	16	6	8	7	10	3	2	1	0	0	0	150
		Female	3	8	12	16	11	13	8	11	8	15	12	7	11	8	4	10	4	3	1	1	0	166
		Total	4	13	19	27	19	25	21	21	24	29	28	13	19	15	14	13	6	4	1	1	0	316
427 10	RM Tisdale	Male	2	14	14	28	47	31	24	18	24	37	41	35	33	33	24	22	15	16	4	4	0	466
		Female	3	11	14	24	43	30	14	15	20	29	52	27	32	22	27	20	19	9	12	1	0	424
		Total	5	25	28	52	90	61	38	33	44	66	93	62	65	55	51	42	34	25	16	5	0	890
427 30	Tisdale	Male	23	73	123	103	131	132	107	106	111	121	118	101	85	72	54	72	80	48	32	15	5	1,712
		Female	18	76	134	118	98	107	115	103	98	118	111	92	97	78	94	102	102	83	80	23	9	1,856
		Total	41	149	257	221	229	239	222	209	209	239	229	193	182	150	148	174	182	131	112	38	14	3,568
428 10	RM Star City	Male	2	13	14	35	23	24	21	15	20	31	39	40	35	27	20	19	19	10	5	2	0	414
		Female	3	13	12	23	31	20	13	14	18	32	23	40	32	23	20	19	18	10	5	0	0	369
		Total	5	26	26	58	54	44	34	29	38	63	62	80	67	50	40	38	37	20	10	2	0	783
428 20	Melfort	Male	35	124	203	217	190	164	191	169	179	207	190	189	147	138	77	78	106	87	52	21	9	2,773
		Female	35	144	212	176	209	176	197	181	199	204	193	170	168	121	114	158	147	152	93	53	23	3,125
		Total	70	268	415	393	399	340	388	350	378	411	383	359	315	259	191	236	253	239	145	74	32	5,898
428 31	Star City	Male	2	14	23	20	24	19	12	27	13	17	14	16	15	16	6	12	7	7	2	0	0	266
		Female	1	13	21	21	20	13	16	19	16	20	15	23	8	14	8	6	9	7	7	2	0	259
		Total	3	27	44	41	44	32	28	46	29	37	29	39	23	30	14	18	16	14	9	2	0	525
428 55	Valparaiso	Male	0	0	0	0	0	0	0	0	1	0	0	1	1	0	0	2	0	0	1	0	0	6
		Female	0	0	0	0	0	1	0	0	0	0	0	0	1	1	0	0	0	0	0	0	0	3
		Total	0	0	0	0	0	1	0	0	0	1	0	0	2	2	0	0	2	0	0	1	0	9

*2004 Covered Population*  
**8 Kelsey Trail Regional Health Authority**

Residence Code	Age Groupings																					Total	
	< 1	1 to 4	5 to 9	10 to 14	15 to 19	20 to 24	25 to 29	30 to 34	35 to 39	40 to 44	45 to 49	50 to 54	55 to 59	60 to 64	65 to 69	70 to 74	75 to 79	80 to 84	85 to 89	90 to 94	95 +		
429 10 RM Flett's Springs	Male	0	9	9	22	34	23	28	8	8	24	23	29	28	28	20	10	10	12	5	0	1	331
	Female	1	3	12	19	20	14	7	8	9	28	24	30	28	19	14	15	8	9	7	3	0	278
	<b>Total</b>	<b>1</b>	<b>12</b>	<b>21</b>	<b>41</b>	<b>54</b>	<b>37</b>	<b>35</b>	<b>16</b>	<b>17</b>	<b>52</b>	<b>47</b>	<b>59</b>	<b>56</b>	<b>47</b>	<b>34</b>	<b>25</b>	<b>18</b>	<b>21</b>	<b>12</b>	<b>3</b>	<b>1</b>	<b>609</b>
429 50 Beatty	Male	1	0	4	0	4	2	4	3	2	4	4	2	4	3	1	0	0	1	0	0	0	39
	Female	0	2	5	10	2	3	3	2	2	5	2	6	5	0	2	0	0	0	1	0	0	50
	<b>Total</b>	<b>1</b>	<b>2</b>	<b>9</b>	<b>10</b>	<b>6</b>	<b>5</b>	<b>7</b>	<b>5</b>	<b>4</b>	<b>9</b>	<b>6</b>	<b>8</b>	<b>9</b>	<b>3</b>	<b>3</b>	<b>0</b>	<b>0</b>	<b>1</b>	<b>1</b>	<b>0</b>	<b>0</b>	<b>89</b>
430 10 RM Invergordon (16%)	Male	0	1	0	4	4	4	2	2	2	5	5	4	3	3	4	3	2	1	0	0	52	
	Female	0	1	1	2	4	3	1	1	1	3	5	3	4	4	3	2	2	2	1	0	0	45
	<b>Total</b>	<b>0</b>	<b>1</b>	<b>2</b>	<b>6</b>	<b>8</b>	<b>7</b>	<b>4</b>	<b>3</b>	<b>4</b>	<b>5</b>	<b>10</b>	<b>7</b>	<b>7</b>	<b>7</b>	<b>6</b>	<b>6</b>	<b>6</b>	<b>4</b>	<b>2</b>	<b>1</b>	<b>0</b>	<b>96</b>
430 60 Yellow Creek	Male	2	4	5	4	1	4	3	5	6	3	5	1	5	2	1	2	4	0	0	1	0	58
	Female	0	3	3	5	3	3	2	2	4	3	2	4	1	3	2	1	1	1	0	2	0	45
	<b>Total</b>	<b>2</b>	<b>7</b>	<b>8</b>	<b>9</b>	<b>4</b>	<b>7</b>	<b>5</b>	<b>7</b>	<b>10</b>	<b>6</b>	<b>7</b>	<b>5</b>	<b>6</b>	<b>5</b>	<b>3</b>	<b>3</b>	<b>5</b>	<b>1</b>	<b>0</b>	<b>3</b>	<b>0</b>	<b>103</b>
456 10 RM Arborfield	Male	1	4	3	11	19	10	6	3	16	18	15	14	18	8	16	16	11	7	6	1	0	203
	Female	0	6	2	15	22	9	4	4	10	15	17	15	11	10	19	15	7	3	3	0	0	187
	<b>Total</b>	<b>1</b>	<b>10</b>	<b>5</b>	<b>26</b>	<b>41</b>	<b>19</b>	<b>10</b>	<b>7</b>	<b>26</b>	<b>33</b>	<b>32</b>	<b>29</b>	<b>29</b>	<b>18</b>	<b>35</b>	<b>31</b>	<b>18</b>	<b>10</b>	<b>9</b>	<b>1</b>	<b>0</b>	<b>390</b>
456 30 Arborfield	Male	1	4	14	19	18	14	11	12	7	17	18	10	4	12	11	11	10	5	3	1	0	202
	Female	0	8	16	15	17	11	8	9	12	22	8	5	11	8	15	10	12	8	5	3	0	203
	<b>Total</b>	<b>1</b>	<b>12</b>	<b>30</b>	<b>34</b>	<b>35</b>	<b>25</b>	<b>19</b>	<b>21</b>	<b>19</b>	<b>39</b>	<b>26</b>	<b>15</b>	<b>15</b>	<b>20</b>	<b>26</b>	<b>21</b>	<b>22</b>	<b>13</b>	<b>8</b>	<b>4</b>	<b>0</b>	<b>405</b>
456 57 Zenon Park	Male	0	5	10	12	14	14	3	5	2	11	9	11	6	2	3	5	7	12	0	0	0	131
	Female	0	2	11	19	16	8	5	3	6	13	15	6	3	3	3	7	11	6	2	0	0	139
	<b>Total</b>	<b>0</b>	<b>7</b>	<b>21</b>	<b>31</b>	<b>30</b>	<b>22</b>	<b>8</b>	<b>8</b>	<b>8</b>	<b>24</b>	<b>24</b>	<b>17</b>	<b>9</b>	<b>5</b>	<b>6</b>	<b>12</b>	<b>18</b>	<b>18</b>	<b>2</b>	<b>0</b>	<b>0</b>	<b>270</b>
457 10 RM Connaught	Male	3	7	11	21	28	30	15	8	9	18	30	20	34	27	21	7	11	11	6	2	0	319
	Female	0	6	8	19	28	24	8	7	14	19	27	24	27	24	15	16	8	6	3	0	0	283
	<b>Total</b>	<b>3</b>	<b>13</b>	<b>19</b>	<b>40</b>	<b>56</b>	<b>54</b>	<b>23</b>	<b>15</b>	<b>23</b>	<b>37</b>	<b>57</b>	<b>44</b>	<b>61</b>	<b>51</b>	<b>36</b>	<b>23</b>	<b>19</b>	<b>17</b>	<b>9</b>	<b>2</b>	<b>0</b>	<b>602</b>
457 57 Ridgedale	Male	0	1	4	2	3	1	2	3	6	3	7	5	6	2	0	2	0	0	0	1	0	48
	Female	0	2	6	1	2	6	1	3	5	6	3	5	1	2	1	0	4	3	2	1	0	54
	<b>Total</b>	<b>0</b>	<b>3</b>	<b>10</b>	<b>3</b>	<b>5</b>	<b>7</b>	<b>3</b>	<b>6</b>	<b>11</b>	<b>9</b>	<b>10</b>	<b>10</b>	<b>7</b>	<b>4</b>	<b>1</b>	<b>2</b>	<b>4</b>	<b>3</b>	<b>2</b>	<b>2</b>	<b>0</b>	<b>102</b>
458 10 RM Willow Creek	Male	2	5	18	20	24	36	16	12	14	21	42	31	26	32	20	30	18	11	7	2	0	387
	Female	0	7	16	25	26	22	14	9	15	24	32	34	30	26	26	18	20	12	3	3	0	362
	<b>Total</b>	<b>2</b>	<b>12</b>	<b>34</b>	<b>45</b>	<b>50</b>	<b>58</b>	<b>30</b>	<b>21</b>	<b>29</b>	<b>45</b>	<b>74</b>	<b>65</b>	<b>56</b>	<b>58</b>	<b>46</b>	<b>48</b>	<b>38</b>	<b>23</b>	<b>10</b>	<b>5</b>	<b>0</b>	<b>749</b>

*2004 Covered Population*  
**8 Kelsey Trail Regional Health Authority**

Residence Code	Age Groupings																				Total		
	< 1	1 to 4	5 to 9	10 to 14	15 to 19	20 to 24	25 to 29	30 to 34	35 to 39	40 to 44	45 to 49	50 to 54	55 to 59	60 to 64	65 to 69	70 to 74	75 to 79	80 to 84	85 to 89	90 to 94		95 +	
459 10 RM Kinistino (42%)	Male	1	2	4	6	9	13	8	6	5	8	8	14	15	9	9	8	7	5	1	1	0	139
	Female	2	4	5	9	10	11	5	4	3	10	10	16	9	10	5	8	6	5	1	1	0	134
	<b>Total</b>	<b>3</b>	<b>6</b>	<b>9</b>	<b>15</b>	<b>19</b>	<b>24</b>	<b>13</b>	<b>10</b>	<b>8</b>	<b>18</b>	<b>18</b>	<b>30</b>	<b>24</b>	<b>18</b>	<b>15</b>	<b>15</b>	<b>13</b>	<b>11</b>	<b>2</b>	<b>2</b>	<b>0</b>	<b>273</b>
486 10 RM Moose Range	Male	2	14	25	42	51	37	26	15	23	32	34	46	42	39	23	20	15	13	4	1	1	505
	Female	4	11	16	34	32	39	14	13	24	34	34	48	45	21	21	23	23	14	6	3	1	460
	<b>Total</b>	<b>6</b>	<b>25</b>	<b>41</b>	<b>76</b>	<b>83</b>	<b>76</b>	<b>40</b>	<b>28</b>	<b>47</b>	<b>66</b>	<b>68</b>	<b>94</b>	<b>87</b>	<b>60</b>	<b>44</b>	<b>43</b>	<b>38</b>	<b>27</b>	<b>10</b>	<b>4</b>	<b>2</b>	<b>965</b>
486 30 Carrot River	Male	9	37	40	47	41	39	44	42	44	60	57	32	26	20	24	16	18	17	11	3	0	627
	Female	5	40	55	44	40	38	44	42	45	51	40	34	29	14	21	22	23	27	13	13	5	645
	<b>Total</b>	<b>14</b>	<b>77</b>	<b>95</b>	<b>91</b>	<b>81</b>	<b>77</b>	<b>88</b>	<b>84</b>	<b>89</b>	<b>111</b>	<b>97</b>	<b>66</b>	<b>55</b>	<b>34</b>	<b>45</b>	<b>38</b>	<b>41</b>	<b>44</b>	<b>24</b>	<b>16</b>	<b>5</b>	<b>1,272</b>
487 10 RM Nipawin	Male	1	3	11	15	47	41	8	7	14	23	41	57	28	24	36	27	29	20	5	5	0	442
	Female	0	4	10	27	34	18	5	8	10	23	49	38	33	35	24	29	34	19	8	3	0	411
	<b>Total</b>	<b>1</b>	<b>7</b>	<b>21</b>	<b>42</b>	<b>81</b>	<b>59</b>	<b>13</b>	<b>15</b>	<b>24</b>	<b>46</b>	<b>90</b>	<b>95</b>	<b>61</b>	<b>59</b>	<b>60</b>	<b>56</b>	<b>63</b>	<b>39</b>	<b>13</b>	<b>8</b>	<b>0</b>	<b>853</b>
487 30 Nipawin	Male	40	143	147	184	202	187	140	143	148	186	169	150	131	112	107	82	58	70	33	16	6	2,454
	Female	23	115	161	176	206	139	148	155	159	166	166	162	130	120	104	98	139	125	78	41	10	2,621
	<b>Total</b>	<b>63</b>	<b>258</b>	<b>308</b>	<b>360</b>	<b>408</b>	<b>326</b>	<b>288</b>	<b>298</b>	<b>307</b>	<b>352</b>	<b>335</b>	<b>312</b>	<b>261</b>	<b>232</b>	<b>211</b>	<b>180</b>	<b>197</b>	<b>195</b>	<b>111</b>	<b>57</b>	<b>16</b>	<b>5,075</b>
487 50 Aylsham	Male	1	3	6	4	4	2	1	8	5	6	4	5	2	4	2	4	1	0	1	1	0	64
	Female	2	1	5	5	5	1	3	6	4	3	4	3	6	1	2	3	0	1	1	0	0	56
	<b>Total</b>	<b>3</b>	<b>4</b>	<b>11</b>	<b>9</b>	<b>9</b>	<b>3</b>	<b>4</b>	<b>14</b>	<b>9</b>	<b>9</b>	<b>8</b>	<b>8</b>	<b>8</b>	<b>5</b>	<b>4</b>	<b>7</b>	<b>1</b>	<b>1</b>	<b>2</b>	<b>1</b>	<b>0</b>	<b>120</b>
487 51 Codette	Male	1	5	9	6	13	13	12	8	9	10	13	11	11	8	7	6	3	4	1	0	0	150
	Female	4	12	8	7	10	10	10	11	9	9	15	11	9	6	7	4	2	5	4	0	0	153
	<b>Total</b>	<b>5</b>	<b>17</b>	<b>17</b>	<b>13</b>	<b>23</b>	<b>23</b>	<b>22</b>	<b>19</b>	<b>18</b>	<b>19</b>	<b>28</b>	<b>22</b>	<b>20</b>	<b>14</b>	<b>14</b>	<b>10</b>	<b>5</b>	<b>9</b>	<b>5</b>	<b>0</b>	<b>0</b>	<b>303</b>
488 10 RM Torch River	Male	4	7	15	30	42	57	26	27	23	39	53	90	52	53	61	44	31	21	2	1	1	679
	Female	0	11	20	26	47	43	20	18	18	38	68	67	47	64	39	45	27	16	8	4	1	627
	<b>Total</b>	<b>4</b>	<b>18</b>	<b>35</b>	<b>56</b>	<b>89</b>	<b>100</b>	<b>46</b>	<b>45</b>	<b>41</b>	<b>77</b>	<b>121</b>	<b>157</b>	<b>99</b>	<b>117</b>	<b>100</b>	<b>89</b>	<b>58</b>	<b>37</b>	<b>10</b>	<b>5</b>	<b>2</b>	<b>1,306</b>
488 30 Choiceland	Male	3	6	17	14	14	11	17	12	8	19	17	10	17	15	11	9	11	8	7	2	0	228
	Female	2	12	13	9	20	12	14	12	8	15	15	21	12	9	7	12	12	8	5	6	2	226
	<b>Total</b>	<b>5</b>	<b>18</b>	<b>30</b>	<b>23</b>	<b>34</b>	<b>23</b>	<b>31</b>	<b>24</b>	<b>16</b>	<b>34</b>	<b>32</b>	<b>31</b>	<b>29</b>	<b>24</b>	<b>18</b>	<b>21</b>	<b>23</b>	<b>16</b>	<b>12</b>	<b>8</b>	<b>2</b>	<b>454</b>
488 56 Love	Male	1	1	2	4	7	4	5	4	4	9	4	6	2	3	2	6	0	1	0	0	0	65
	Female	0	3	1	7	10	2	4	1	5	1	6	6	3	3	0	0	1	0	0	2	0	55
	<b>Total</b>	<b>1</b>	<b>4</b>	<b>3</b>	<b>11</b>	<b>17</b>	<b>6</b>	<b>9</b>	<b>5</b>	<b>9</b>	<b>10</b>	<b>10</b>	<b>12</b>	<b>5</b>	<b>6</b>	<b>2</b>	<b>6</b>	<b>1</b>	<b>1</b>	<b>0</b>	<b>2</b>	<b>0</b>	<b>120</b>

*2004 Covered Population*  
**8 Kelsey Trail Regional Health Authority**

Residence Code	Age Groupings																				Total		
	< 1	1 to 4	5 to 9	10 to 14	15 to 19	20 to 24	25 to 29	30 to 34	35 to 39	40 to 44	45 to 49	50 to 54	55 to 59	60 to 64	65 to 69	70 to 74	75 to 79	80 to 84	85 to 89	90 to 94		95 +	
488 61 Smeaton	Male	3	10	6	4	7	5	9	11	4	5	4	7	6	11	8	3	2	1	3	1	0	110
	Female	0	8	10	7	6	12	7	4	3	8	4	6	7	11	8	1	2	3	0	1	0	108
	<b>Total</b>	<b>3</b>	<b>18</b>	<b>16</b>	<b>11</b>	<b>13</b>	<b>17</b>	<b>16</b>	<b>15</b>	<b>7</b>	<b>13</b>	<b>8</b>	<b>13</b>	<b>13</b>	<b>22</b>	<b>16</b>	<b>4</b>	<b>4</b>	<b>4</b>	<b>3</b>	<b>2</b>	<b>0</b>	<b>218</b>
488 65 White Fox	Male	7	11	24	15	27	22	14	15	27	24	19	13	14	20	10	6	7	5	3	0	0	283
	Female	1	16	13	20	21	13	10	19	24	24	17	16	20	10	10	7	2	10	7	1	0	261
	<b>Total</b>	<b>8</b>	<b>27</b>	<b>37</b>	<b>35</b>	<b>48</b>	<b>35</b>	<b>24</b>	<b>34</b>	<b>51</b>	<b>48</b>	<b>36</b>	<b>29</b>	<b>34</b>	<b>30</b>	<b>20</b>	<b>13</b>	<b>9</b>	<b>15</b>	<b>10</b>	<b>1</b>	<b>0</b>	<b>544</b>
721 82 Red Earth First Nation	Male	16	64	52	72	67	35	23	34	35	21	24	6	5	1	2	2	1	0	0	0	0	460
	Female	18	61	72	71	45	38	29	36	26	14	17	10	6	5	5	3	4	0	0	0	1	461
	<b>Total</b>	<b>34</b>	<b>125</b>	<b>124</b>	<b>143</b>	<b>112</b>	<b>73</b>	<b>52</b>	<b>70</b>	<b>61</b>	<b>35</b>	<b>41</b>	<b>16</b>	<b>11</b>	<b>6</b>	<b>7</b>	<b>5</b>	<b>5</b>	<b>0</b>	<b>0</b>	<b>0</b>	<b>1</b>	<b>921</b>
722 82 Shoal Lake of the Cree Nation	Male	7	39	42	54	41	19	12	16	17	20	7	5	5	1	3	0	0	0	0	0	0	288
	Female	7	27	41	42	34	16	22	18	19	15	8	5	4	1	1	3	1	1	0	0	0	265
	<b>Total</b>	<b>14</b>	<b>66</b>	<b>83</b>	<b>96</b>	<b>75</b>	<b>35</b>	<b>34</b>	<b>34</b>	<b>36</b>	<b>35</b>	<b>15</b>	<b>10</b>	<b>9</b>	<b>2</b>	<b>4</b>	<b>3</b>	<b>1</b>	<b>1</b>	<b>0</b>	<b>0</b>	<b>0</b>	<b>553</b>
725 82 Cumberland House Cree Nation	Male	0	8	5	17	11	11	16	4	11	8	12	5	3	7	3	3	1	1	1	0	0	127
	Female	3	7	10	13	17	9	3	5	10	17	8	6	8	3	3	4	2	0	0	0	0	128
	<b>Total</b>	<b>3</b>	<b>15</b>	<b>15</b>	<b>30</b>	<b>28</b>	<b>20</b>	<b>19</b>	<b>9</b>	<b>21</b>	<b>25</b>	<b>20</b>	<b>11</b>	<b>11</b>	<b>10</b>	<b>6</b>	<b>7</b>	<b>3</b>	<b>1</b>	<b>1</b>	<b>0</b>	<b>0</b>	<b>255</b>
784 84 Kinistin Saulteaux Nation	Male	4	19	22	18	21	17	11	10	6	12	14	4	4	3	2	1	1	0	0	0	0	169
	Female	5	9	22	26	12	11	12	12	10	10	7	8	2	1	2	1	0	1	0	0	0	151
	<b>Total</b>	<b>9</b>	<b>28</b>	<b>44</b>	<b>44</b>	<b>33</b>	<b>28</b>	<b>23</b>	<b>22</b>	<b>16</b>	<b>22</b>	<b>21</b>	<b>12</b>	<b>6</b>	<b>4</b>	<b>4</b>	<b>2</b>	<b>1</b>	<b>1</b>	<b>0</b>	<b>0</b>	<b>0</b>	<b>320</b>
785 84 Yellowquill First Nation	Male	10	43	41	41	36	27	16	17	20	13	19	14	11	7	5	2	2	1	0	0	0	325
	Female	8	23	36	43	36	25	11	12	21	20	15	15	12	4	4	2	4	2	0	0	0	293
	<b>Total</b>	<b>18</b>	<b>66</b>	<b>77</b>	<b>84</b>	<b>72</b>	<b>52</b>	<b>27</b>	<b>29</b>	<b>41</b>	<b>33</b>	<b>34</b>	<b>29</b>	<b>23</b>	<b>11</b>	<b>9</b>	<b>4</b>	<b>6</b>	<b>3</b>	<b>0</b>	<b>0</b>	<b>0</b>	<b>618</b>
805 70 Cumberland House	Male	10	70	76	78	76	55	49	49	48	50	39	25	17	16	6	3	3	2	3	0	1	676
	Female	23	48	51	51	69	57	47	38	46	30	27	25	17	13	11	9	3	5	0	1	0	571
	<b>Total</b>	<b>33</b>	<b>118</b>	<b>127</b>	<b>129</b>	<b>145</b>	<b>112</b>	<b>96</b>	<b>87</b>	<b>94</b>	<b>80</b>	<b>66</b>	<b>50</b>	<b>34</b>	<b>29</b>	<b>17</b>	<b>12</b>	<b>6</b>	<b>7</b>	<b>3</b>	<b>1</b>	<b>1</b>	<b>1,247</b>
<b>Total Covered Population</b>																							
<b>8 Kelsey Trail Regional Health Authority</b>																							
Male	249	1,012	1,359	1,579	1,752	1,586	1,281	1,158	1,232	1,547	1,583	1,498	1,269	1,170	959	844	729	579	300	118	32	21,836	
Female	214	955	1,393	1,514	1,679	1,343	1,108	1,106	1,218	1,465	1,483	1,404	1,300	1,055	928	952	917	792	492	230	72	21,621	
<b>Total</b>	<b>463</b>	<b>1,967</b>	<b>2,752</b>	<b>3,094</b>	<b>3,431</b>	<b>2,929</b>	<b>2,389</b>	<b>2,264</b>	<b>2,450</b>	<b>3,013</b>	<b>3,066</b>	<b>2,902</b>	<b>2,568</b>	<b>2,225</b>	<b>1,888</b>	<b>1,796</b>	<b>1,646</b>	<b>1,371</b>	<b>792</b>	<b>348</b>	<b>104</b>	<b>43,457</b>	

*2004 Covered Population*  
**9 Prince Albert Parkland Regional Health Authority**

Residence Code	Age Groupings																				Total	
	< 1	1 to 4	5 to 9	10 to 14	15 to 19	20 to 24	25 to 29	30 to 34	35 to 39	40 to 44	45 to 49	50 to 54	55 to 59	60 to 64	65 to 69	70 to 74	75 to 79	80 to 84	85 to 89	90 to 94		95 +
<b>430 10 RM Invergordon (69%)</b>																						
Male	1	3	2	15	17	19	10	8	10	8	21	20	16	14	13	17	14	10	6	1	0	222
Female	0	3	6	10	18	12	6	6	6	13	22	12	15	16	12	10	10	8	5	1	0	194
<b>Total</b>	<b>1</b>	<b>6</b>	<b>8</b>	<b>26</b>	<b>35</b>	<b>31</b>	<b>16</b>	<b>14</b>	<b>17</b>	<b>21</b>	<b>43</b>	<b>32</b>	<b>31</b>	<b>30</b>	<b>26</b>	<b>27</b>	<b>24</b>	<b>18</b>	<b>10</b>	<b>3</b>	<b>0</b>	<b>416</b>
<b>431 10 RM St. Louis (58%)</b>																						
Male	1	6	8	22	23	23	14	6	11	16	19	27	16	15	13	14	12	10	3	1	0	260
Female	1	5	11	16	26	24	13	7	13	19	23	17	13	12	13	12	14	4	3	2	1	249
<b>Total</b>	<b>2</b>	<b>11</b>	<b>19</b>	<b>38</b>	<b>49</b>	<b>47</b>	<b>27</b>	<b>13</b>	<b>24</b>	<b>34</b>	<b>42</b>	<b>44</b>	<b>30</b>	<b>27</b>	<b>26</b>	<b>26</b>	<b>26</b>	<b>15</b>	<b>7</b>	<b>3</b>	<b>1</b>	<b>510</b>
<b>431 51 St. Louis</b>																						
Male	3	6	26	26	24	17	12	21	14	28	20	11	13	17	11	12	6	6	1	1	0	275
Female	3	11	28	26	25	15	6	17	21	28	14	12	7	15	15	8	9	4	8	2	1	275
<b>Total</b>	<b>6</b>	<b>17</b>	<b>54</b>	<b>52</b>	<b>49</b>	<b>32</b>	<b>18</b>	<b>38</b>	<b>35</b>	<b>56</b>	<b>34</b>	<b>23</b>	<b>20</b>	<b>32</b>	<b>26</b>	<b>20</b>	<b>15</b>	<b>10</b>	<b>9</b>	<b>3</b>	<b>1</b>	<b>550</b>
<b>434 10 RM Blaine Lake</b>																						
Male	1	1	6	9	11	12	3	5	5	8	21	18	14	11	8	5	8	5	1	0	0	152
Female	1	2	2	8	8	9	1	8	2	10	18	12	13	13	4	6	4	6	2	0	0	129
<b>Total</b>	<b>2</b>	<b>3</b>	<b>8</b>	<b>17</b>	<b>19</b>	<b>21</b>	<b>4</b>	<b>13</b>	<b>7</b>	<b>18</b>	<b>39</b>	<b>30</b>	<b>27</b>	<b>24</b>	<b>12</b>	<b>11</b>	<b>12</b>	<b>11</b>	<b>3</b>	<b>0</b>	<b>0</b>	<b>281</b>
<b>434 30 Blaine Lake</b>																						
Male	5	7	17	18	12	9	10	15	15	13	23	17	19	16	15	16	11	10	4	3	0	255
Female	1	17	9	11	21	9	14	14	11	16	21	16	31	15	17	15	19	13	13	4	1	288
<b>Total</b>	<b>6</b>	<b>24</b>	<b>26</b>	<b>29</b>	<b>33</b>	<b>18</b>	<b>24</b>	<b>29</b>	<b>26</b>	<b>29</b>	<b>44</b>	<b>33</b>	<b>50</b>	<b>31</b>	<b>32</b>	<b>31</b>	<b>30</b>	<b>23</b>	<b>17</b>	<b>7</b>	<b>1</b>	<b>543</b>
<b>434 52 Marcelin</b>																						
Male	3	7	4	14	9	6	6	8	6	8	7	7	7	2	5	4	7	4	2	1	0	117
Female	2	1	2	11	9	10	8	5	8	7	5	9	6	6	7	4	6	7	5	0	0	118
<b>Total</b>	<b>5</b>	<b>8</b>	<b>6</b>	<b>25</b>	<b>18</b>	<b>16</b>	<b>14</b>	<b>13</b>	<b>14</b>	<b>15</b>	<b>12</b>	<b>16</b>	<b>13</b>	<b>8</b>	<b>12</b>	<b>8</b>	<b>13</b>	<b>11</b>	<b>7</b>	<b>1</b>	<b>0</b>	<b>235</b>
<b>435 10 RM Redberry</b>																						
Male	1	3	10	8	14	15	6	4	12	15	16	12	10	17	15	13	17	4	4	0	0	196
Female	1	11	7	9	7	16	4	6	12	10	11	11	8	19	13	9	12	10	1	1	1	179
<b>Total</b>	<b>2</b>	<b>14</b>	<b>17</b>	<b>17</b>	<b>21</b>	<b>31</b>	<b>10</b>	<b>10</b>	<b>24</b>	<b>25</b>	<b>27</b>	<b>23</b>	<b>18</b>	<b>36</b>	<b>28</b>	<b>22</b>	<b>29</b>	<b>14</b>	<b>5</b>	<b>1</b>	<b>1</b>	<b>375</b>
<b>435 30 Hafford</b>																						
Male	2	16	12	9	10	6	11	14	16	15	13	13	15	16	14	13	14	5	7	1	1	223
Female	4	13	10	4	11	10	12	15	8	14	13	11	13	16	12	13	10	12	19	6	3	229
<b>Total</b>	<b>6</b>	<b>29</b>	<b>22</b>	<b>13</b>	<b>21</b>	<b>16</b>	<b>23</b>	<b>29</b>	<b>24</b>	<b>29</b>	<b>26</b>	<b>24</b>	<b>28</b>	<b>32</b>	<b>26</b>	<b>26</b>	<b>24</b>	<b>17</b>	<b>26</b>	<b>7</b>	<b>4</b>	<b>452</b>
<b>435 53 Krydor</b>																						
Male	0	0	2	1	0	1	1	0	2	4	2	1	6	1	1	0	1	1	0	0	0	24
Female	0	0	0	0	0	2	1	0	2	1	0	0	0	0	1	1	0	0	1	2	0	11
<b>Total</b>	<b>0</b>	<b>0</b>	<b>2</b>	<b>1</b>	<b>0</b>	<b>3</b>	<b>2</b>	<b>0</b>	<b>4</b>	<b>5</b>	<b>2</b>	<b>1</b>	<b>6</b>	<b>1</b>	<b>2</b>	<b>1</b>	<b>1</b>	<b>1</b>	<b>1</b>	<b>2</b>	<b>0</b>	<b>35</b>
<b>436 10 RM Douglas</b>																						
Male	1	5	2	6	13	14	4	4	12	11	15	17	10	10	13	19	9	6	1	2	0	174
Female	4	2	7	11	9	11	3	9	4	8	15	13	7	16	10	14	8	9	1	0	1	162
<b>Total</b>	<b>5</b>	<b>7</b>	<b>9</b>	<b>17</b>	<b>22</b>	<b>25</b>	<b>7</b>	<b>13</b>	<b>16</b>	<b>19</b>	<b>30</b>	<b>30</b>	<b>17</b>	<b>26</b>	<b>23</b>	<b>33</b>	<b>17</b>	<b>15</b>	<b>2</b>	<b>2</b>	<b>1</b>	<b>336</b>

**2004 Covered Population**  
**9 Prince Albert Parkland Regional Health Authority**

Residence Code	Age Groupings																					Total	
	< 1	1 to 4	5 to 9	10 to 14	15 to 19	20 to 24	25 to 29	30 to 34	35 to 39	40 to 44	45 to 49	50 to 54	55 to 59	60 to 64	65 to 69	70 to 74	75 to 79	80 to 84	85 to 89	90 to 94	95 +		
436 53 Richard	Male	0	1	2	4	1	2	1	3	0	5	1	2	2	1	2	1	0	1	0	0	0	29
	Female	0	1	2	1	3	2	0	2	2	4	2	3	2	1	2	0	0	1	1	0	0	29
	<b>Total</b>	<b>0</b>	<b>2</b>	<b>4</b>	<b>5</b>	<b>4</b>	<b>4</b>	<b>1</b>	<b>5</b>	<b>2</b>	<b>9</b>	<b>3</b>	<b>5</b>	<b>4</b>	<b>2</b>	<b>4</b>	<b>1</b>	<b>0</b>	<b>2</b>	<b>1</b>	<b>0</b>	<b>0</b>	<b>58</b>
436 54 Speers	Male	1	1	7	7	3	3	3	3	4	5	4	6	0	3	5	5	1	0	0	1	0	62
	Female	1	6	6	4	3	8	3	4	6	2	4	2	1	3	2	1	1	2	2	1	0	62
	<b>Total</b>	<b>2</b>	<b>7</b>	<b>13</b>	<b>11</b>	<b>6</b>	<b>11</b>	<b>6</b>	<b>7</b>	<b>10</b>	<b>7</b>	<b>8</b>	<b>8</b>	<b>1</b>	<b>6</b>	<b>7</b>	<b>6</b>	<b>2</b>	<b>2</b>	<b>2</b>	<b>2</b>	<b>0</b>	<b>124</b>
459 10 RM Kinistino (58%)	Male	2	3	5	9	13	19	11	9	6	11	12	19	20	12	13	10	9	7	1	2	0	193
	Female	2	6	7	12	14	15	6	5	5	14	13	22	13	13	8	10	8	8	2	1	0	184
	<b>Total</b>	<b>4</b>	<b>9</b>	<b>12</b>	<b>21</b>	<b>27</b>	<b>34</b>	<b>17</b>	<b>14</b>	<b>11</b>	<b>25</b>	<b>25</b>	<b>41</b>	<b>33</b>	<b>26</b>	<b>20</b>	<b>21</b>	<b>17</b>	<b>15</b>	<b>3</b>	<b>3</b>	<b>0</b>	<b>377</b>
459 30 Kinistino	Male	7	17	34	27	21	18	26	29	25	25	32	20	15	9	13	8	12	14	3	3	0	358
	Female	3	26	17	28	18	21	21	22	22	25	15	24	12	14	13	22	19	21	11	7	2	363
	<b>Total</b>	<b>10</b>	<b>43</b>	<b>51</b>	<b>55</b>	<b>39</b>	<b>39</b>	<b>47</b>	<b>51</b>	<b>47</b>	<b>50</b>	<b>47</b>	<b>44</b>	<b>27</b>	<b>23</b>	<b>26</b>	<b>30</b>	<b>31</b>	<b>35</b>	<b>14</b>	<b>10</b>	<b>2</b>	<b>721</b>
459 59 Weldon	Male	2	6	10	10	8	9	5	6	3	6	3	11	5	9	9	4	6	1	2	4	0	119
	Female	2	5	10	9	6	9	4	9	8	10	4	7	6	5	3	11	8	3	2	6	2	129
	<b>Total</b>	<b>4</b>	<b>11</b>	<b>20</b>	<b>19</b>	<b>14</b>	<b>18</b>	<b>9</b>	<b>15</b>	<b>11</b>	<b>16</b>	<b>7</b>	<b>18</b>	<b>11</b>	<b>14</b>	<b>12</b>	<b>15</b>	<b>14</b>	<b>4</b>	<b>4</b>	<b>10</b>	<b>2</b>	<b>248</b>
460 10 RM Birch Hills	Male	0	8	14	22	21	25	12	16	14	13	30	26	35	23	22	11	6	9	5	2	0	314
	Female	1	11	8	13	29	15	12	6	10	22	33	24	20	19	12	12	11	9	3	1	0	271
	<b>Total</b>	<b>1</b>	<b>19</b>	<b>22</b>	<b>35</b>	<b>50</b>	<b>40</b>	<b>24</b>	<b>22</b>	<b>24</b>	<b>35</b>	<b>63</b>	<b>50</b>	<b>55</b>	<b>42</b>	<b>34</b>	<b>23</b>	<b>17</b>	<b>18</b>	<b>8</b>	<b>3</b>	<b>0</b>	<b>585</b>
460 30 Birch Hills	Male	11	29	47	54	39	40	37	40	39	37	42	35	19	34	19	15	19	16	11	4	2	589
	Female	6	28	44	43	40	34	33	36	38	47	37	35	41	19	19	24	33	37	15	8	5	622
	<b>Total</b>	<b>17</b>	<b>57</b>	<b>91</b>	<b>97</b>	<b>79</b>	<b>74</b>	<b>70</b>	<b>76</b>	<b>77</b>	<b>84</b>	<b>79</b>	<b>70</b>	<b>60</b>	<b>53</b>	<b>38</b>	<b>39</b>	<b>52</b>	<b>53</b>	<b>26</b>	<b>12</b>	<b>7</b>	<b>1,211</b>
461 10 RM Prince Albert	Male	3	13	12	34	49	61	37	28	27	42	56	63	63	58	53	45	30	18	8	1	1	702
	Female	3	10	13	26	49	35	26	21	23	44	67	66	54	53	48	32	29	18	6	3	3	629
	<b>Total</b>	<b>6</b>	<b>23</b>	<b>25</b>	<b>60</b>	<b>98</b>	<b>96</b>	<b>63</b>	<b>49</b>	<b>50</b>	<b>86</b>	<b>123</b>	<b>129</b>	<b>117</b>	<b>111</b>	<b>101</b>	<b>77</b>	<b>59</b>	<b>36</b>	<b>14</b>	<b>4</b>	<b>4</b>	<b>1,331</b>
461 22 Prince Albert	Male	289	1,239	1,532	1,830	1,708	1,392	1,295	1,269	1,374	1,509	1,392	1,187	985	715	529	475	376	264	150	51	14	19,575
	Female	272	1,198	1,547	1,656	1,574	1,551	1,388	1,418	1,447	1,652	1,420	1,202	984	718	619	600	552	476	328	166	39	20,807
	<b>Total</b>	<b>561</b>	<b>2,437</b>	<b>3,079</b>	<b>3,486</b>	<b>3,282</b>	<b>2,943</b>	<b>2,683</b>	<b>2,687</b>	<b>2,821</b>	<b>3,161</b>	<b>2,812</b>	<b>2,389</b>	<b>1,969</b>	<b>1,433</b>	<b>1,148</b>	<b>1,075</b>	<b>928</b>	<b>740</b>	<b>478</b>	<b>217</b>	<b>53</b>	<b>40,382</b>
461 55 PA National Park	Male	2	2	2	2	1	0	4	6	3	9	5	4	7	2	7	1	0	1	1	0	0	59
	Female	0	4	3	3	1	3	6	5	4	5	8	7	4	7	3	1	1	0	0	0	0	65
	<b>Total</b>	<b>2</b>	<b>6</b>	<b>5</b>	<b>5</b>	<b>2</b>	<b>3</b>	<b>10</b>	<b>11</b>	<b>7</b>	<b>14</b>	<b>13</b>	<b>11</b>	<b>11</b>	<b>9</b>	<b>10</b>	<b>2</b>	<b>1</b>	<b>1</b>	<b>1</b>	<b>0</b>	<b>0</b>	<b>124</b>

*2004 Covered Population*  
**9 Prince Albert Parkland Regional Health Authority**

Residence Code	Age Groupings																				Total		
	< 1	1 to 4	5 to 9	10 to 14	15 to 19	20 to 24	25 to 29	30 to 34	35 to 39	40 to 44	45 to 49	50 to 54	55 to 59	60 to 64	65 to 69	70 to 74	75 to 79	80 to 84	85 to 89	90 to 94		95 +	
463 10 RM Duck Lake (35%)	Male	1	5	8	11	11	14	6	6	4	13	14	15	10	7	6	5	3	4	1	0	0	143
	Female	1	5	6	10	13	10	7	5	5	12	15	12	7	5	5	7	4	1	1	1	0	132
	<b>Total</b>	<b>2</b>	<b>9</b>	<b>14</b>	<b>21</b>	<b>23</b>	<b>24</b>	<b>13</b>	<b>11</b>	<b>9</b>	<b>25</b>	<b>29</b>	<b>27</b>	<b>17</b>	<b>12</b>	<b>11</b>	<b>12</b>	<b>7</b>	<b>5</b>	<b>2</b>	<b>1</b>	<b>0</b>	<b>275</b>
464 10 RM Leask	Male	3	3	13	13	26	25	13	11	8	14	24	25	27	19	23	19	16	8	5	2	1	298
	Female	1	11	10	16	16	23	9	11	8	24	19	21	25	21	17	14	10	8	1	2	0	267
	<b>Total</b>	<b>4</b>	<b>14</b>	<b>23</b>	<b>29</b>	<b>42</b>	<b>48</b>	<b>22</b>	<b>22</b>	<b>16</b>	<b>38</b>	<b>43</b>	<b>46</b>	<b>52</b>	<b>40</b>	<b>40</b>	<b>33</b>	<b>26</b>	<b>16</b>	<b>6</b>	<b>4</b>	<b>1</b>	<b>565</b>
464 52 Leask	Male	2	10	11	15	15	9	11	12	11	17	15	13	13	5	14	6	11	9	3	1	2	205
	Female	2	7	13	15	18	12	10	9	12	14	14	12	15	5	8	18	11	12	11	4	1	223
	<b>Total</b>	<b>4</b>	<b>17</b>	<b>24</b>	<b>30</b>	<b>33</b>	<b>21</b>	<b>21</b>	<b>21</b>	<b>23</b>	<b>31</b>	<b>29</b>	<b>25</b>	<b>28</b>	<b>10</b>	<b>22</b>	<b>24</b>	<b>22</b>	<b>21</b>	<b>14</b>	<b>5</b>	<b>3</b>	<b>428</b>
464 53 Parkside	Male	3	7	10	10	4	5	7	3	6	8	6	3	8	4	1	4	4	2	1	0	0	96
	Female	2	4	4	3	6	5	7	5	3	8	8	1	6	2	3	2	6	7	0	2	0	84
	<b>Total</b>	<b>5</b>	<b>11</b>	<b>14</b>	<b>13</b>	<b>10</b>	<b>10</b>	<b>14</b>	<b>8</b>	<b>9</b>	<b>16</b>	<b>14</b>	<b>4</b>	<b>14</b>	<b>6</b>	<b>4</b>	<b>6</b>	<b>10</b>	<b>9</b>	<b>1</b>	<b>2</b>	<b>0</b>	<b>180</b>
466 10 RM Meeting Lake	Male	3	7	9	11	9	14	13	15	13	14	19	15	11	17	9	16	5	10	2	0	0	212
	Female	3	9	14	12	12	12	14	9	10	9	15	17	22	11	7	11	6	7	2	1	0	203
	<b>Total</b>	<b>6</b>	<b>16</b>	<b>23</b>	<b>23</b>	<b>21</b>	<b>26</b>	<b>27</b>	<b>24</b>	<b>23</b>	<b>23</b>	<b>34</b>	<b>32</b>	<b>33</b>	<b>28</b>	<b>16</b>	<b>27</b>	<b>11</b>	<b>17</b>	<b>4</b>	<b>1</b>	<b>0</b>	<b>415</b>
467 10 RM Round Hill	Male	0	5	3	14	18	17	3	6	5	15	16	20	10	11	5	12	8	2	3	0	0	173
	Female	1	5	6	17	22	8	3	1	10	14	15	14	13	7	5	9	5	1	1	1	0	158
	<b>Total</b>	<b>1</b>	<b>10</b>	<b>9</b>	<b>31</b>	<b>40</b>	<b>25</b>	<b>6</b>	<b>7</b>	<b>15</b>	<b>29</b>	<b>31</b>	<b>34</b>	<b>23</b>	<b>18</b>	<b>10</b>	<b>21</b>	<b>13</b>	<b>3</b>	<b>4</b>	<b>1</b>	<b>0</b>	<b>331</b>
467 56 Rabbit Lake	Male	3	3	4	5	4	5	8	1	1	2	6	5	5	1	6	6	5	2	1	3	1	77
	Female	0	6	1	2	3	3	5	0	1	6	5	4	5	3	7	6	2	4	4	3	2	72
	<b>Total</b>	<b>3</b>	<b>9</b>	<b>5</b>	<b>7</b>	<b>7</b>	<b>8</b>	<b>13</b>	<b>1</b>	<b>2</b>	<b>8</b>	<b>11</b>	<b>9</b>	<b>10</b>	<b>4</b>	<b>13</b>	<b>12</b>	<b>7</b>	<b>6</b>	<b>5</b>	<b>6</b>	<b>3</b>	<b>149</b>
490 10 RM Garden River	Male	1	5	3	18	24	11	10	8	5	20	25	14	18	12	19	17	22	10	2	3	1	248
	Female	0	4	1	13	24	19	3	3	8	21	17	14	19	18	14	16	10	8	2	0	0	214
	<b>Total</b>	<b>1</b>	<b>9</b>	<b>4</b>	<b>31</b>	<b>48</b>	<b>30</b>	<b>13</b>	<b>11</b>	<b>13</b>	<b>41</b>	<b>42</b>	<b>28</b>	<b>37</b>	<b>30</b>	<b>33</b>	<b>33</b>	<b>32</b>	<b>18</b>	<b>4</b>	<b>3</b>	<b>1</b>	<b>462</b>
490 54 Meath Park	Male	2	9	13	4	10	8	10	16	10	10	6	14	17	21	8	9	7	4	0	0	0	178
	Female	2	11	17	17	6	8	12	11	11	10	3	15	15	16	10	6	5	0	1	0	0	176
	<b>Total</b>	<b>4</b>	<b>20</b>	<b>30</b>	<b>21</b>	<b>16</b>	<b>16</b>	<b>22</b>	<b>27</b>	<b>21</b>	<b>20</b>	<b>9</b>	<b>29</b>	<b>32</b>	<b>37</b>	<b>18</b>	<b>15</b>	<b>12</b>	<b>4</b>	<b>1</b>	<b>0</b>	<b>0</b>	<b>354</b>
490 58 Weirdale	Male	0	3	3	4	2	6	2	3	2	5	7	4	4	1	5	3	1	2	1	0	0	58
	Female	0	2	2	8	6	3	1	4	5	5	3	3	3	0	2	2	2	3	4	0	0	58
	<b>Total</b>	<b>0</b>	<b>5</b>	<b>5</b>	<b>12</b>	<b>8</b>	<b>9</b>	<b>3</b>	<b>7</b>	<b>7</b>	<b>10</b>	<b>10</b>	<b>7</b>	<b>7</b>	<b>1</b>	<b>7</b>	<b>5</b>	<b>3</b>	<b>5</b>	<b>5</b>	<b>0</b>	<b>0</b>	<b>116</b>



*2004 Covered Population*  
**9 Prince Albert Parkland Regional Health Authority**

Residence Code	Age Groupings																					Total	
	< 1	1 to 4	5 to 9	10 to 14	15 to 19	20 to 24	25 to 29	30 to 34	35 to 39	40 to 44	45 to 49	50 to 54	55 to 59	60 to 64	65 to 69	70 to 74	75 to 79	80 to 84	85 to 89	90 to 94	95 +		
491 10 RM Buckland	Male	0	22	34	69	111	102	45	38	43	69	103	95	110	55	83	61	31	15	13	2	1	1,102
	Female	6	23	43	78	86	72	32	32	46	87	112	85	94	67	69	48	25	15	6	1	0	1,027
	<b>Total</b>	<b>6</b>	<b>45</b>	<b>77</b>	<b>147</b>	<b>197</b>	<b>174</b>	<b>77</b>	<b>70</b>	<b>89</b>	<b>156</b>	<b>215</b>	<b>180</b>	<b>204</b>	<b>122</b>	<b>152</b>	<b>109</b>	<b>56</b>	<b>30</b>	<b>19</b>	<b>3</b>	<b>1</b>	<b>2,129</b>
491 50 Albertville	Male	0	10	11	1	1	8	9	4	6	2	6	7	3	2	1	5	1	3	0	0	0	80
	Female	0	9	11	5	8	3	8	4	4	7	6	4	4	3	2	0	3	2	2	0	0	85
	<b>Total</b>	<b>0</b>	<b>19</b>	<b>22</b>	<b>6</b>	<b>9</b>	<b>11</b>	<b>17</b>	<b>8</b>	<b>10</b>	<b>9</b>	<b>12</b>	<b>11</b>	<b>7</b>	<b>5</b>	<b>3</b>	<b>5</b>	<b>4</b>	<b>5</b>	<b>2</b>	<b>0</b>	<b>0</b>	<b>165</b>
493 10 RM Shellbrook	Male	5	20	20	40	71	66	39	22	29	47	76	68	55	37	33	33	25	13	6	0	0	705
	Female	1	17	28	59	60	58	22	24	23	59	64	68	38	29	35	30	18	14	10	6	0	663
	<b>Total</b>	<b>6</b>	<b>37</b>	<b>48</b>	<b>99</b>	<b>131</b>	<b>124</b>	<b>61</b>	<b>46</b>	<b>52</b>	<b>106</b>	<b>140</b>	<b>136</b>	<b>93</b>	<b>66</b>	<b>68</b>	<b>63</b>	<b>43</b>	<b>27</b>	<b>16</b>	<b>6</b>	<b>0</b>	<b>1,368</b>
493 30 Shellbrook	Male	12	46	67	53	55	35	34	50	58	63	61	39	40	28	30	24	29	23	22	8	1	778
	Female	9	37	57	56	50	39	31	67	59	57	39	43	40	30	34	44	42	38	21	17	2	812
	<b>Total</b>	<b>21</b>	<b>83</b>	<b>124</b>	<b>109</b>	<b>105</b>	<b>74</b>	<b>65</b>	<b>117</b>	<b>117</b>	<b>120</b>	<b>100</b>	<b>82</b>	<b>80</b>	<b>58</b>	<b>64</b>	<b>68</b>	<b>71</b>	<b>61</b>	<b>43</b>	<b>25</b>	<b>3</b>	<b>1,590</b>
494 10 RM Canwood	Male	1	13	25	45	47	61	24	20	31	37	59	56	54	50	36	43	32	16	8	1	1	660
	Female	1	17	14	43	62	34	15	20	27	45	61	48	50	39	37	27	18	17	7	2	0	584
	<b>Total</b>	<b>2</b>	<b>30</b>	<b>39</b>	<b>88</b>	<b>109</b>	<b>95</b>	<b>39</b>	<b>40</b>	<b>58</b>	<b>82</b>	<b>120</b>	<b>104</b>	<b>104</b>	<b>89</b>	<b>73</b>	<b>70</b>	<b>50</b>	<b>33</b>	<b>15</b>	<b>3</b>	<b>1</b>	<b>1,244</b>
494 51 Canwood	Male	2	14	23	13	19	8	10	15	13	13	18	21	12	10	10	5	6	7	6	0	0	225
	Female	1	12	20	18	18	15	12	16	16	16	18	14	8	10	8	14	15	15	14	9	2	271
	<b>Total</b>	<b>3</b>	<b>26</b>	<b>43</b>	<b>31</b>	<b>37</b>	<b>23</b>	<b>22</b>	<b>31</b>	<b>29</b>	<b>29</b>	<b>36</b>	<b>35</b>	<b>20</b>	<b>20</b>	<b>18</b>	<b>19</b>	<b>21</b>	<b>22</b>	<b>20</b>	<b>9</b>	<b>2</b>	<b>496</b>
494 52 Debden	Male	2	19	22	15	21	21	11	20	22	24	14	13	8	13	7	12	9	9	4	1	0	267
	Female	1	20	24	21	18	23	11	21	15	23	16	8	9	9	10	12	8	9	4	0	0	262
	<b>Total</b>	<b>3</b>	<b>39</b>	<b>46</b>	<b>36</b>	<b>39</b>	<b>44</b>	<b>22</b>	<b>41</b>	<b>37</b>	<b>47</b>	<b>30</b>	<b>21</b>	<b>17</b>	<b>22</b>	<b>17</b>	<b>24</b>	<b>17</b>	<b>18</b>	<b>8</b>	<b>1</b>	<b>0</b>	<b>529</b>
496 10 RM Spiritwood	Male	3	11	23	42	45	61	24	21	37	33	58	55	40	42	49	47	24	10	5	1	0	631
	Female	3	6	22	25	34	37	17	17	27	36	45	54	51	32	32	24	14	7	4	0	1	488
	<b>Total</b>	<b>6</b>	<b>17</b>	<b>45</b>	<b>67</b>	<b>79</b>	<b>98</b>	<b>41</b>	<b>38</b>	<b>64</b>	<b>69</b>	<b>103</b>	<b>109</b>	<b>91</b>	<b>74</b>	<b>81</b>	<b>71</b>	<b>38</b>	<b>17</b>	<b>9</b>	<b>1</b>	<b>1</b>	<b>1,119</b>
496 30 Spiritwood	Male	8	32	48	42	34	45	31	40	29	46	39	32	41	22	20	29	21	15	7	0	0	581
	Female	8	25	56	39	34	33	44	33	45	42	29	46	28	27	19	32	32	17	10	7	2	608
	<b>Total</b>	<b>16</b>	<b>57</b>	<b>104</b>	<b>81</b>	<b>68</b>	<b>78</b>	<b>75</b>	<b>73</b>	<b>74</b>	<b>88</b>	<b>68</b>	<b>78</b>	<b>69</b>	<b>49</b>	<b>39</b>	<b>61</b>	<b>53</b>	<b>32</b>	<b>17</b>	<b>7</b>	<b>2</b>	<b>1,189</b>
496 53 Leoville	Male	2	10	13	14	14	17	12	17	10	20	12	10	13	12	10	4	7	7	0	1	0	205
	Female	2	16	14	17	9	18	16	11	12	12	9	15	15	7	6	6	4	9	2	3	3	206
	<b>Total</b>	<b>4</b>	<b>26</b>	<b>27</b>	<b>31</b>	<b>23</b>	<b>35</b>	<b>28</b>	<b>28</b>	<b>22</b>	<b>32</b>	<b>21</b>	<b>25</b>	<b>28</b>	<b>19</b>	<b>16</b>	<b>10</b>	<b>11</b>	<b>16</b>	<b>2</b>	<b>4</b>	<b>3</b>	<b>411</b>

**2004 Covered Population**  
**9 Prince Albert Parkland Regional Health Authority**

Residence Code	Age Groupings																					Total	
	< 1	1 to 4	5 to 9	10 to 14	15 to 19	20 to 24	25 to 29	30 to 34	35 to 39	40 to 44	45 to 49	50 to 54	55 to 59	60 to 64	65 to 69	70 to 74	75 to 79	80 to 84	85 to 89	90 to 94	95 +		
496 54 Shell Lake	Male	0	12	16	13	9	6	9	9	5	21	13	12	16	16	13	14	6	3	3	1	1	198
	Female	3	11	10	5	1	3	7	12	13	9	10	9	24	12	14	8	4	6	2	2	1	166
	<b>Total</b>	<b>3</b>	<b>23</b>	<b>26</b>	<b>18</b>	<b>10</b>	<b>9</b>	<b>16</b>	<b>21</b>	<b>18</b>	<b>30</b>	<b>23</b>	<b>21</b>	<b>40</b>	<b>28</b>	<b>27</b>	<b>22</b>	<b>10</b>	<b>9</b>	<b>5</b>	<b>3</b>	<b>2</b>	<b>364</b>
497 10 RM Medstead	Male	1	7	6	18	17	21	11	8	11	15	22	26	12	12	16	15	8	4	0	1	0	231
	Female	2	2	10	18	18	22	2	10	11	10	20	13	21	11	10	15	2	2	0	1	1	201
	<b>Total</b>	<b>3</b>	<b>9</b>	<b>16</b>	<b>36</b>	<b>35</b>	<b>43</b>	<b>13</b>	<b>18</b>	<b>22</b>	<b>25</b>	<b>42</b>	<b>39</b>	<b>33</b>	<b>23</b>	<b>26</b>	<b>30</b>	<b>10</b>	<b>6</b>	<b>0</b>	<b>2</b>	<b>1</b>	<b>432</b>
497 61 Medstead	Male	0	10	9	5	15	6	12	8	12	10	5	5	5	2	3	3	4	6	0	0	0	120
	Female	1	8	13	10	13	4	10	7	5	11	6	6	1	3	7	7	1	6	1	1	0	121
	<b>Total</b>	<b>1</b>	<b>18</b>	<b>22</b>	<b>15</b>	<b>28</b>	<b>10</b>	<b>22</b>	<b>15</b>	<b>17</b>	<b>21</b>	<b>11</b>	<b>11</b>	<b>6</b>	<b>5</b>	<b>10</b>	<b>10</b>	<b>5</b>	<b>12</b>	<b>1</b>	<b>1</b>	<b>0</b>	<b>241</b>
520 10 RM Paddockwood	Male	4	1	9	24	25	24	18	7	7	29	30	29	27	24	26	22	17	11	3	1	1	339
	Female	0	7	9	15	29	18	6	4	19	18	28	33	27	21	21	19	7	9	5	1	2	298
	<b>Total</b>	<b>4</b>	<b>8</b>	<b>18</b>	<b>39</b>	<b>54</b>	<b>42</b>	<b>24</b>	<b>11</b>	<b>26</b>	<b>47</b>	<b>58</b>	<b>62</b>	<b>54</b>	<b>45</b>	<b>47</b>	<b>41</b>	<b>24</b>	<b>20</b>	<b>8</b>	<b>2</b>	<b>3</b>	<b>637</b>
520 50 Candle Lake	Male	2	5	3	7	9	6	9	12	7	17	17	30	33	41	45	29	12	8	1	0	0	293
	Female	0	3	10	9	10	6	9	10	13	11	19	28	43	54	25	16	10	5	2	4	1	288
	<b>Total</b>	<b>2</b>	<b>8</b>	<b>13</b>	<b>16</b>	<b>19</b>	<b>12</b>	<b>18</b>	<b>22</b>	<b>20</b>	<b>28</b>	<b>36</b>	<b>58</b>	<b>76</b>	<b>95</b>	<b>70</b>	<b>45</b>	<b>22</b>	<b>13</b>	<b>3</b>	<b>4</b>	<b>1</b>	<b>581</b>
520 55 Paddockwood	Male	2	5	19	11	8	11	10	4	6	10	9	6	4	5	5	4	3	7	1	0	1	131
	Female	0	5	6	8	5	6	6	8	11	6	4	4	7	5	3	4	5	3	3	1	0	100
	<b>Total</b>	<b>2</b>	<b>10</b>	<b>25</b>	<b>19</b>	<b>13</b>	<b>17</b>	<b>16</b>	<b>12</b>	<b>17</b>	<b>16</b>	<b>13</b>	<b>10</b>	<b>11</b>	<b>10</b>	<b>8</b>	<b>8</b>	<b>8</b>	<b>10</b>	<b>4</b>	<b>1</b>	<b>1</b>	<b>231</b>
521 10 RM Lakeland	Male	3	24	25	23	26	24	30	20	33	41	38	41	42	56	40	39	25	12	2	0	0	544
	Female	9	15	21	28	19	15	21	26	28	35	38	55	50	52	43	33	18	7	4	1	0	518
	<b>Total</b>	<b>12</b>	<b>39</b>	<b>46</b>	<b>51</b>	<b>45</b>	<b>39</b>	<b>51</b>	<b>46</b>	<b>61</b>	<b>76</b>	<b>76</b>	<b>96</b>	<b>92</b>	<b>108</b>	<b>83</b>	<b>72</b>	<b>43</b>	<b>19</b>	<b>6</b>	<b>1</b>	<b>0</b>	<b>1,062</b>
521 51 Christopher Lake	Male	0	1	1	3	2	4	2	0	1	1	6	6	3	6	5	1	2	3	1	0	0	48
	Female	0	0	0	1	3	2	2	0	2	1	5	5	6	4	5	1	1	4	4	0	0	46
	<b>Total</b>	<b>0</b>	<b>1</b>	<b>1</b>	<b>4</b>	<b>5</b>	<b>6</b>	<b>4</b>	<b>0</b>	<b>3</b>	<b>2</b>	<b>11</b>	<b>11</b>	<b>9</b>	<b>10</b>	<b>10</b>	<b>2</b>	<b>3</b>	<b>7</b>	<b>5</b>	<b>0</b>	<b>0</b>	<b>94</b>
555 10 RM Big River	Male	0	5	10	33	31	41	9	6	15	29	35	32	31	26	8	13	12	5	2	0	0	343
	Female	1	7	7	19	33	25	5	10	16	27	39	29	22	18	9	13	5	4	1	0	0	290
	<b>Total</b>	<b>1</b>	<b>12</b>	<b>17</b>	<b>52</b>	<b>64</b>	<b>66</b>	<b>14</b>	<b>16</b>	<b>31</b>	<b>56</b>	<b>74</b>	<b>61</b>	<b>53</b>	<b>44</b>	<b>17</b>	<b>26</b>	<b>17</b>	<b>9</b>	<b>3</b>	<b>0</b>	<b>0</b>	<b>633</b>
555 30 Big River	Male	15	48	29	38	35	36	35	52	46	47	34	47	32	19	14	14	11	9	7	3	0	571
	Female	10	33	41	34	30	50	49	37	37	39	34	36	26	16	21	13	15	17	8	5	3	554
	<b>Total</b>	<b>25</b>	<b>81</b>	<b>70</b>	<b>72</b>	<b>65</b>	<b>86</b>	<b>84</b>	<b>89</b>	<b>83</b>	<b>86</b>	<b>68</b>	<b>83</b>	<b>58</b>	<b>35</b>	<b>35</b>	<b>27</b>	<b>26</b>	<b>26</b>	<b>15</b>	<b>8</b>	<b>3</b>	<b>1,125</b>

*2004 Covered Population*  
**9 Prince Albert Parkland Regional Health Authority**

Residence Code	Age Groupings																				Total		
	< 1	1 to 4	5 to 9	10 to 14	15 to 19	20 to 24	25 to 29	30 to 34	35 to 39	40 to 44	45 to 49	50 to 54	55 to 59	60 to 64	65 to 69	70 to 74	75 to 79	80 to 84	85 to 89	90 to 94		95 +	
555 50 Chitek Lake	Male	1	4	7	1	6	2	4	3	7	4	11	10	7	8	10	4	11	4	2	2	0	108
	Female	0	3	6	10	4	5	1	6	2	13	7	5	12	9	3	9	4	4	2	0	0	105
	<b>Total</b>	<b>1</b>	<b>7</b>	<b>13</b>	<b>11</b>	<b>10</b>	<b>7</b>	<b>5</b>	<b>9</b>	<b>9</b>	<b>17</b>	<b>18</b>	<b>15</b>	<b>19</b>	<b>17</b>	<b>13</b>	<b>13</b>	<b>15</b>	<b>8</b>	<b>4</b>	<b>2</b>	<b>0</b>	<b>213</b>
716 80 Lucky Man Cree Nation	Male	0	2	0	1	1	1	1	1	0	1	0	1	0	0	0	0	0	0	0	0	0	10
	Female	0	0	0	0	0	0	0	0	0	1	0	1	1	0	0	0	0	0	0	0	0	3
	<b>Total</b>	<b>0</b>	<b>2</b>	<b>0</b>	<b>1</b>	<b>1</b>	<b>1</b>	<b>1</b>	<b>1</b>	<b>1</b>	<b>0</b>	<b>2</b>	<b>0</b>	<b>2</b>	<b>1</b>	<b>0</b>	<b>0</b>	<b>0</b>	<b>0</b>	<b>0</b>	<b>0</b>	<b>0</b>	<b>13</b>
723 82 Sturgeon Lake First Nation	Male	10	45	52	81	66	35	50	49	35	34	26	26	15	15	8	8	4	1	1	0	0	561
	Female	15	44	59	68	59	32	34	29	37	39	21	17	10	11	8	5	1	0	2	0	0	491
	<b>Total</b>	<b>25</b>	<b>89</b>	<b>111</b>	<b>149</b>	<b>125</b>	<b>67</b>	<b>84</b>	<b>78</b>	<b>72</b>	<b>73</b>	<b>47</b>	<b>43</b>	<b>25</b>	<b>26</b>	<b>16</b>	<b>13</b>	<b>5</b>	<b>1</b>	<b>3</b>	<b>0</b>	<b>0</b>	<b>1,052</b>
726 83 Montreal Lake Cree Nation (See Methodology)	Male	6	36	32	43	39	32	22	19	21	20	17	10	9	8	1	8	2	1	0	1	0	327
	Female	11	21	34	40	42	26	18	19	16	22	15	6	7	8	3	3	1	0	0	0	0	292
	<b>Total</b>	<b>17</b>	<b>57</b>	<b>66</b>	<b>83</b>	<b>81</b>	<b>58</b>	<b>40</b>	<b>38</b>	<b>37</b>	<b>42</b>	<b>32</b>	<b>16</b>	<b>16</b>	<b>16</b>	<b>4</b>	<b>11</b>	<b>3</b>	<b>1</b>	<b>0</b>	<b>1</b>	<b>0</b>	<b>619</b>
727 82 Wahpeton Dakota Nation	Male	0	5	7	12	9	5	1	0	1	3	6	3	1	1	1	0	0	0	0	0	0	55
	Female	1	11	7	14	7	2	5	0	1	4	3	1	2	2	2	0	0	0	0	0	0	62
	<b>Total</b>	<b>1</b>	<b>16</b>	<b>14</b>	<b>26</b>	<b>16</b>	<b>7</b>	<b>6</b>	<b>0</b>	<b>2</b>	<b>7</b>	<b>9</b>	<b>4</b>	<b>3</b>	<b>3</b>	<b>3</b>	<b>0</b>	<b>0</b>	<b>0</b>	<b>0</b>	<b>0</b>	<b>0</b>	<b>117</b>
762 82 Muskoday First Nation	Male	6	27	29	33	35	28	23	26	24	28	28	10	12	15	9	3	3	3	0	0	0	342
	Female	8	20	20	41	35	33	29	20	23	21	15	16	20	15	12	4	4	3	1	1	1	342
	<b>Total</b>	<b>14</b>	<b>47</b>	<b>49</b>	<b>74</b>	<b>70</b>	<b>61</b>	<b>52</b>	<b>46</b>	<b>47</b>	<b>49</b>	<b>43</b>	<b>26</b>	<b>32</b>	<b>30</b>	<b>21</b>	<b>7</b>	<b>7</b>	<b>6</b>	<b>1</b>	<b>1</b>	<b>1</b>	<b>684</b>
763 82 James Smith Cree Nation	Male	16	53	99	97	85	61	38	51	59	44	40	32	24	13	4	10	4	0	0	0	0	730
	Female	20	60	99	110	79	44	48	47	57	37	33	30	21	13	6	7	2	4	2	1	0	720
	<b>Total</b>	<b>36</b>	<b>113</b>	<b>198</b>	<b>207</b>	<b>164</b>	<b>105</b>	<b>86</b>	<b>98</b>	<b>116</b>	<b>81</b>	<b>73</b>	<b>62</b>	<b>45</b>	<b>26</b>	<b>10</b>	<b>17</b>	<b>6</b>	<b>4</b>	<b>2</b>	<b>1</b>	<b>0</b>	<b>1,450</b>
764 82 Muskeg Lake Cree Nation	Male	5	14	25	26	23	17	16	12	14	10	13	18	6	6	4	4	1	0	0	0	0	213
	Female	0	21	23	17	13	19	7	15	10	16	21	8	4	2	3	6	4	2	1	0	0	192
	<b>Total</b>	<b>5</b>	<b>35</b>	<b>47</b>	<b>43</b>	<b>35</b>	<b>36</b>	<b>23</b>	<b>26</b>	<b>24</b>	<b>26</b>	<b>34</b>	<b>26</b>	<b>10</b>	<b>8</b>	<b>7</b>	<b>10</b>	<b>5</b>	<b>2</b>	<b>1</b>	<b>0</b>	<b>0</b>	<b>405</b>
765 82 Mistawasis Band	Male	13	31	40	47	40	24	25	22	25	21	20	22	12	12	12	4	4	2	2	0	0	378
	Female	5	33	51	48	40	21	21	35	30	28	21	16	10	8	4	5	3	3	0	0	0	382
	<b>Total</b>	<b>18</b>	<b>64</b>	<b>92</b>	<b>96</b>	<b>80</b>	<b>45</b>	<b>46</b>	<b>57</b>	<b>55</b>	<b>48</b>	<b>41</b>	<b>38</b>	<b>22</b>	<b>20</b>	<b>16</b>	<b>9</b>	<b>7</b>	<b>5</b>	<b>2</b>	<b>0</b>	<b>0</b>	<b>761</b>
766 82 Ahtahkakoop Cree Nation	Male	14	55	73	76	67	63	47	47	44	41	40	35	18	21	7	8	4	2	1	0	0	662
	Female	17	63	78	83	60	46	44	53	41	38	34	23	19	16	9	14	5	3	2	2	0	651
	<b>Total</b>	<b>31</b>	<b>119</b>	<b>151</b>	<b>159</b>	<b>127</b>	<b>109</b>	<b>91</b>	<b>100</b>	<b>85</b>	<b>79</b>	<b>74</b>	<b>58</b>	<b>37</b>	<b>37</b>	<b>16</b>	<b>22</b>	<b>9</b>	<b>5</b>	<b>3</b>	<b>2</b>	<b>0</b>	<b>1,313</b>

*2004 Covered Population*  
**9 Prince Albert Parkland Regional Health Authority**

Residence Code	Age Groupings																				Total	
	< 1	1 to 4	5 to 9	10 to 14	15 to 19	20 to 24	25 to 29	30 to 34	35 to 39	40 to 44	45 to 49	50 to 54	55 to 59	60 to 64	65 to 69	70 to 74	75 to 79	80 to 84	85 to 89	90 to 94		95 +
<b>767 82 Big River First Nation</b>																						
Male	21	103	94	108	86	91	61	55	64	39	35	27	15	12	9	7	3	4	2	1	0	836
Female	24	77	93	103	85	77	52	55	39	41	37	20	18	9	10	7	4	1	5	1	0	757
<b>Total</b>	<b>45</b>	<b>180</b>	<b>187</b>	<b>211</b>	<b>171</b>	<b>168</b>	<b>113</b>	<b>110</b>	<b>104</b>	<b>80</b>	<b>72</b>	<b>47</b>	<b>33</b>	<b>21</b>	<b>19</b>	<b>14</b>	<b>7</b>	<b>5</b>	<b>7</b>	<b>2</b>	<b>0</b>	<b>1,593</b>
<b>768 82 Pelican Lake First Nation</b>																						
Male	9	41	56	64	56	40	23	21	34	17	19	10	8	2	3	0	3	0	1	0	0	408
Female	11	49	62	43	36	32	28	25	22	18	11	6	6	5	9	4	0	0	0	0	0	368
<b>Total</b>	<b>20</b>	<b>90</b>	<b>118</b>	<b>108</b>	<b>93</b>	<b>72</b>	<b>51</b>	<b>46</b>	<b>57</b>	<b>35</b>	<b>30</b>	<b>16</b>	<b>14</b>	<b>7</b>	<b>12</b>	<b>4</b>	<b>3</b>	<b>0</b>	<b>1</b>	<b>0</b>	<b>0</b>	<b>776</b>
<b>769 82 Witchehan Lake First Nation</b>																						
Male	7	29	44	66	44	28	20	14	17	11	9	4	4	1	2	2	2	0	0	0	0	305
Female	6	33	37	51	39	19	19	12	14	12	7	12	4	2	3	1	1	3	0	0	0	277
<b>Total</b>	<b>13</b>	<b>62</b>	<b>82</b>	<b>118</b>	<b>83</b>	<b>47</b>	<b>40</b>	<b>26</b>	<b>32</b>	<b>23</b>	<b>16</b>	<b>16</b>	<b>8</b>	<b>3</b>	<b>5</b>	<b>3</b>	<b>3</b>	<b>3</b>	<b>0</b>	<b>0</b>	<b>0</b>	<b>582</b>
<b>Total Covered Population</b>																						
<b>9 Prince Albert Parkland Regional Health Authority</b>																						
Male	522	2,190	2,803	3,397	3,271	2,833	2,304	2,266	2,432	2,753	2,791	2,481	2,113	1,675	1,400	1,260	966	648	329	111	29	38,574
Female	496	2,131	2,798	3,151	3,036	2,753	2,271	2,359	2,446	2,912	2,687	2,381	2,078	1,619	1,393	1,327	1,091	928	580	292	82	38,811
<b>Total</b>	<b>1,018</b>	<b>4,321</b>	<b>5,601</b>	<b>6,548</b>	<b>6,307</b>	<b>5,587</b>	<b>4,575</b>	<b>4,625</b>	<b>4,878</b>	<b>5,665</b>	<b>5,479</b>	<b>4,862</b>	<b>4,191</b>	<b>3,294</b>	<b>2,793</b>	<b>2,588</b>	<b>2,057</b>	<b>1,576</b>	<b>909</b>	<b>402</b>	<b>111</b>	<b>77,386</b>

**2004 Covered Population**  
**10 Prairie North Regional Health Authority**

Residence Code	Age Groupings																					Total
	< 1	1 to 4	5 to 9	10 to 14	15 to 19	20 to 24	25 to 29	30 to 34	35 to 39	40 to 44	45 to 49	50 to 54	55 to 59	60 to 64	65 to 69	70 to 74	75 to 79	80 to 84	85 to 89	90 to 94	95 +	
<b>377 10 RM Glenside (19%)</b>																						
Male	1	1	1	2	2	2	2	0	1	2	2	3	2	2	2	1	2	1	0	0	0	
Female	0	1	1	1	4	2	1	1	1	1	3	2	2	1	2	1	1	1	0	0	0	
<b>Total</b>	<b>1</b>	<b>1</b>	<b>1</b>	<b>3</b>	<b>6</b>	<b>4</b>	<b>2</b>	<b>1</b>	<b>2</b>	<b>3</b>	<b>5</b>	<b>5</b>	<b>3</b>	<b>3</b>	<b>3</b>	<b>2</b>	<b>2</b>	<b>2</b>	<b>0</b>	<b>1</b>	<b>0</b>	
<b>406 10 RM Mayfield (82%)</b>																						
Male	0	2	6	11	19	16	11	4	7	11	14	12	12	11	10	13	8	1	2	0	0	
Female	2	2	5	8	11	12	2	5	6	13	13	10	10	11	15	6	6	2	2	1	0	
<b>Total</b>	<b>2</b>	<b>4</b>	<b>11</b>	<b>20</b>	<b>30</b>	<b>29</b>	<b>14</b>	<b>9</b>	<b>13</b>	<b>25</b>	<b>27</b>	<b>22</b>	<b>22</b>	<b>21</b>	<b>25</b>	<b>19</b>	<b>14</b>	<b>2</b>	<b>4</b>	<b>1</b>	<b>0</b>	
<b>406 50 Denholm</b>																						
Male	1	1	2	1	3	5	7	7	2	5	3	2	5	2	2	0	0	1	1	0	0	
Female	0	5	9	2	1	4	5	3	0	4	4	4	2	0	1	1	1	0	0	0	1	
<b>Total</b>	<b>1</b>	<b>6</b>	<b>11</b>	<b>3</b>	<b>4</b>	<b>9</b>	<b>12</b>	<b>10</b>	<b>2</b>	<b>9</b>	<b>7</b>	<b>6</b>	<b>7</b>	<b>2</b>	<b>3</b>	<b>1</b>	<b>1</b>	<b>1</b>	<b>1</b>	<b>0</b>	<b>1</b>	
<b>406 53 Maymont</b>																						
Male	2	5	7	14	8	9	4	0	9	8	14	6	6	3	4	5	1	0	1	1	1	
Female	0	2	8	6	5	7	5	1	7	16	6	4	1	4	3	5	2	4	2	3	0	
<b>Total</b>	<b>2</b>	<b>7</b>	<b>15</b>	<b>20</b>	<b>13</b>	<b>16</b>	<b>9</b>	<b>1</b>	<b>16</b>	<b>24</b>	<b>20</b>	<b>10</b>	<b>7</b>	<b>7</b>	<b>7</b>	<b>10</b>	<b>3</b>	<b>4</b>	<b>3</b>	<b>4</b>	<b>1</b>	
<b>406 54 Ruddell</b>																						
Male	1	2	2	1	3	1	0	1	1	2	0	4	1	1	0	2	1	0	0	0	0	
Female	0	1	0	0	2	0	2	2	1	4	2	4	1	2	0	0	1	0	0	0	0	
<b>Total</b>	<b>1</b>	<b>3</b>	<b>2</b>	<b>1</b>	<b>5</b>	<b>1</b>	<b>2</b>	<b>3</b>	<b>2</b>	<b>6</b>	<b>2</b>	<b>8</b>	<b>2</b>	<b>3</b>	<b>0</b>	<b>2</b>	<b>2</b>	<b>0</b>	<b>0</b>	<b>0</b>	<b>0</b>	
<b>409 10 RM Buffalo (29%)</b>																						
Male	0	1	5	6	11	7	3	2	4	5	8	8	6	4	4	4	2	1	1	1	0	
Female	0	2	1	5	6	8	2	1	3	6	9	5	5	2	3	3	1	1	1	0	0	
<b>Total</b>	<b>0</b>	<b>3</b>	<b>6</b>	<b>10</b>	<b>16</b>	<b>15</b>	<b>6</b>	<b>3</b>	<b>7</b>	<b>10</b>	<b>17</b>	<b>12</b>	<b>11</b>	<b>6</b>	<b>7</b>	<b>8</b>	<b>3</b>	<b>2</b>	<b>1</b>	<b>1</b>	<b>0</b>	
<b>437 10 RM North Battleford</b>																						
Male	0	7	13	23	18	31	14	8	14	19	27	32	15	12	21	12	10	6	1	1	1	
Female	0	6	5	17	17	18	5	2	11	18	29	19	15	16	12	13	7	3	1	1	0	
<b>Total</b>	<b>0</b>	<b>13</b>	<b>18</b>	<b>40</b>	<b>35</b>	<b>49</b>	<b>19</b>	<b>10</b>	<b>25</b>	<b>37</b>	<b>56</b>	<b>51</b>	<b>30</b>	<b>28</b>	<b>33</b>	<b>25</b>	<b>17</b>	<b>9</b>	<b>2</b>	<b>2</b>	<b>1</b>	
<b>437 21 North Battleford</b>																						
Male	130	458	534	538	580	592	468	447	439	557	504	497	366	271	251	221	176	146	92	30	13	
Female	111	459	508	565	595	591	510	468	419	621	546	461	386	307	291	289	273	224	169	84	17	
<b>Total</b>	<b>241</b>	<b>917</b>	<b>1,042</b>	<b>1,103</b>	<b>1,175</b>	<b>1,183</b>	<b>978</b>	<b>915</b>	<b>858</b>	<b>1,178</b>	<b>1,050</b>	<b>958</b>	<b>752</b>	<b>578</b>	<b>542</b>	<b>510</b>	<b>449</b>	<b>370</b>	<b>261</b>	<b>114</b>	<b>30</b>	
<b>438 10 RM Battle River</b>																						
Male	1	10	10	23	37	45	24	20	13	25	42	42	40	34	31	19	16	9	1	1	1	
Female	2	3	7	21	38	42	13	12	19	16	49	39	32	36	18	19	13	12	4	2	0	
<b>Total</b>	<b>3</b>	<b>13</b>	<b>17</b>	<b>44</b>	<b>75</b>	<b>87</b>	<b>37</b>	<b>32</b>	<b>32</b>	<b>41</b>	<b>91</b>	<b>81</b>	<b>72</b>	<b>70</b>	<b>49</b>	<b>38</b>	<b>29</b>	<b>21</b>	<b>5</b>	<b>3</b>	<b>1</b>	
<b>438 30 Battleford</b>																						
Male	13	101	136	164	166	139	105	133	109	172	174	139	108	105	65	76	57	26	24	6	2	
Female	16	98	142	148	140	123	113	139	153	184	173	157	99	79	78	74	68	61	37	20	8	
<b>Total</b>	<b>29</b>	<b>199</b>	<b>278</b>	<b>312</b>	<b>306</b>	<b>262</b>	<b>218</b>	<b>272</b>	<b>262</b>	<b>356</b>	<b>347</b>	<b>296</b>	<b>207</b>	<b>184</b>	<b>143</b>	<b>150</b>	<b>125</b>	<b>87</b>	<b>61</b>	<b>26</b>	<b>10</b>	

**2004 Covered Population**  
**10 Prairie North Regional Health Authority**

Residence Code	Age Groupings																					Total	
	< 1	1 to 4	5 to 9	10 to 14	15 to 19	20 to 24	25 to 29	30 to 34	35 to 39	40 to 44	45 to 49	50 to 54	55 to 59	60 to 64	65 to 69	70 to 74	75 to 79	80 to 84	85 to 89	90 to 94	95 +		
439 10 RM Cut Knife	Male	1	3	5	15	21	21	6	3	6	24	20	28	10	8	8	8	7	0	4	0	0	198
	Female	1	5	4	19	19	13	5	6	6	19	19	20	8	7	10	7	3	4	3	0	0	178
	<b>Total</b>	<b>2</b>	<b>8</b>	<b>9</b>	<b>34</b>	<b>40</b>	<b>34</b>	<b>11</b>	<b>9</b>	<b>12</b>	<b>43</b>	<b>39</b>	<b>48</b>	<b>18</b>	<b>15</b>	<b>18</b>	<b>15</b>	<b>10</b>	<b>4</b>	<b>7</b>	<b>0</b>	<b>0</b>	<b>376</b>
439 30 Cut Knife	Male	4	11	17	20	17	21	11	8	20	18	14	19	16	7	9	12	12	13	6	6	2	263
	Female	2	12	34	14	17	18	18	18	17	13	19	22	15	11	8	14	15	18	14	9	2	310
	<b>Total</b>	<b>6</b>	<b>23</b>	<b>51</b>	<b>34</b>	<b>34</b>	<b>39</b>	<b>29</b>	<b>26</b>	<b>37</b>	<b>31</b>	<b>33</b>	<b>41</b>	<b>31</b>	<b>18</b>	<b>17</b>	<b>26</b>	<b>27</b>	<b>31</b>	<b>20</b>	<b>15</b>	<b>4</b>	<b>573</b>
439 53 Rockhaven	Male	0	4	4	0	3	2	0	4	3	2	3	1	0	0	0	0	0	0	0	0	0	26
	Female	0	1	0	2	3	1	1	2	2	2	2	1	1	0	0	2	0	0	0	1	0	21
	<b>Total</b>	<b>0</b>	<b>5</b>	<b>4</b>	<b>2</b>	<b>6</b>	<b>3</b>	<b>1</b>	<b>6</b>	<b>5</b>	<b>4</b>	<b>5</b>	<b>2</b>	<b>1</b>	<b>0</b>	<b>0</b>	<b>2</b>	<b>0</b>	<b>0</b>	<b>0</b>	<b>1</b>	<b>0</b>	<b>47</b>
440 10 RM Hillsdale	Male	2	10	12	18	25	32	15	8	12	19	20	12	20	20	17	12	7	1	0	0	0	262
	Female	3	6	11	18	25	13	13	15	9	20	17	17	14	15	12	8	4	3	0	0	0	223
	<b>Total</b>	<b>5</b>	<b>16</b>	<b>23</b>	<b>36</b>	<b>50</b>	<b>45</b>	<b>28</b>	<b>23</b>	<b>21</b>	<b>39</b>	<b>37</b>	<b>29</b>	<b>34</b>	<b>35</b>	<b>29</b>	<b>20</b>	<b>11</b>	<b>4</b>	<b>0</b>	<b>0</b>	<b>0</b>	<b>485</b>
440 57 Neilburg	Male	6	23	25	25	17	18	26	18	22	16	16	13	13	6	7	7	5	4	2	3	1	273
	Female	7	18	22	19	14	17	22	22	16	19	14	8	10	6	4	5	10	4	6	3	0	246
	<b>Total</b>	<b>13</b>	<b>41</b>	<b>47</b>	<b>44</b>	<b>31</b>	<b>35</b>	<b>48</b>	<b>40</b>	<b>38</b>	<b>35</b>	<b>30</b>	<b>21</b>	<b>23</b>	<b>12</b>	<b>11</b>	<b>12</b>	<b>15</b>	<b>8</b>	<b>8</b>	<b>6</b>	<b>1</b>	<b>519</b>
442 10 RM Manitou Lake	Male	1	8	8	15	24	23	6	4	16	20	22	29	14	13	13	12	3	5	3	0	0	239
	Female	1	6	11	16	16	20	8	8	12	18	27	18	15	11	8	8	9	2	2	1	0	217
	<b>Total</b>	<b>2</b>	<b>14</b>	<b>19</b>	<b>31</b>	<b>40</b>	<b>43</b>	<b>14</b>	<b>12</b>	<b>28</b>	<b>38</b>	<b>49</b>	<b>47</b>	<b>29</b>	<b>24</b>	<b>21</b>	<b>20</b>	<b>12</b>	<b>7</b>	<b>5</b>	<b>1</b>	<b>0</b>	<b>456</b>
442 52 Marsden	Male	2	12	14	13	21	14	20	10	8	13	11	13	9	8	2	2	2	1	2	2	1	180
	Female	4	11	14	12	13	16	10	8	16	13	11	10	5	4	3	8	4	5	7	1	0	175
	<b>Total</b>	<b>6</b>	<b>23</b>	<b>28</b>	<b>25</b>	<b>34</b>	<b>30</b>	<b>30</b>	<b>18</b>	<b>24</b>	<b>26</b>	<b>22</b>	<b>23</b>	<b>14</b>	<b>12</b>	<b>5</b>	<b>10</b>	<b>6</b>	<b>6</b>	<b>9</b>	<b>3</b>	<b>1</b>	<b>355</b>
468 10 RM Meota	Male	2	3	6	10	19	32	15	12	16	12	29	28	21	16	19	18	12	12	2	2	0	286
	Female	0	7	10	18	17	14	13	10	10	16	26	27	18	24	15	15	17	4	1	1	0	263
	<b>Total</b>	<b>2</b>	<b>10</b>	<b>16</b>	<b>28</b>	<b>36</b>	<b>46</b>	<b>28</b>	<b>22</b>	<b>26</b>	<b>28</b>	<b>55</b>	<b>55</b>	<b>39</b>	<b>40</b>	<b>34</b>	<b>33</b>	<b>29</b>	<b>16</b>	<b>3</b>	<b>3</b>	<b>0</b>	<b>549</b>
468 50 Cochin	Male	0	6	6	3	4	5	6	5	2	10	11	10	21	18	9	12	5	2	3	0	0	138
	Female	1	7	4	3	5	5	7	5	5	4	6	20	18	15	9	7	2	2	3	1	0	129
	<b>Total</b>	<b>1</b>	<b>13</b>	<b>10</b>	<b>6</b>	<b>9</b>	<b>10</b>	<b>13</b>	<b>10</b>	<b>7</b>	<b>14</b>	<b>17</b>	<b>30</b>	<b>39</b>	<b>33</b>	<b>18</b>	<b>19</b>	<b>7</b>	<b>4</b>	<b>6</b>	<b>1</b>	<b>0</b>	<b>267</b>
468 54 Meota	Male	0	7	18	7	20	14	10	12	17	15	9	18	22	18	16	17	8	6	2	2	1	239
	Female	0	10	19	11	11	17	13	11	8	20	11	21	21	16	21	14	5	5	4	2	1	241
	<b>Total</b>	<b>0</b>	<b>17</b>	<b>37</b>	<b>18</b>	<b>31</b>	<b>31</b>	<b>23</b>	<b>23</b>	<b>25</b>	<b>35</b>	<b>20</b>	<b>39</b>	<b>43</b>	<b>34</b>	<b>37</b>	<b>31</b>	<b>13</b>	<b>11</b>	<b>6</b>	<b>4</b>	<b>2</b>	<b>480</b>

**2004 Covered Population**  
**10 Prairie North Regional Health Authority**

Residence Code	Age Groupings																					Total	
	< 1	1 to 4	5 to 9	10 to 14	15 to 19	20 to 24	25 to 29	30 to 34	35 to 39	40 to 44	45 to 49	50 to 54	55 to 59	60 to 64	65 to 69	70 to 74	75 to 79	80 to 84	85 to 89	90 to 94	95 +		
469 10 RM Turtle River	Male	2	2	8	15	27	18	8	10	9	19	17	22	11	7	12	5	8	3	1	0	0	204
	Female	0	4	10	20	17	13	5	3	10	18	19	13	7	10	7	5	5	1	2	0	0	169
	<b>Total</b>	<b>2</b>	<b>6</b>	<b>18</b>	<b>35</b>	<b>44</b>	<b>31</b>	<b>13</b>	<b>13</b>	<b>19</b>	<b>37</b>	<b>36</b>	<b>35</b>	<b>18</b>	<b>17</b>	<b>19</b>	<b>10</b>	<b>13</b>	<b>4</b>	<b>3</b>	<b>0</b>	<b>0</b>	<b>373</b>
469 51 Edam	Male	4	17	25	14	16	19	22	13	13	19	15	12	11	5	6	6	12	6	6	4	0	245
	Female	4	16	15	18	12	28	16	10	11	19	15	12	5	8	5	12	10	12	11	2	2	243
	<b>Total</b>	<b>8</b>	<b>33</b>	<b>40</b>	<b>32</b>	<b>28</b>	<b>47</b>	<b>38</b>	<b>23</b>	<b>24</b>	<b>38</b>	<b>30</b>	<b>24</b>	<b>16</b>	<b>13</b>	<b>11</b>	<b>18</b>	<b>22</b>	<b>18</b>	<b>17</b>	<b>6</b>	<b>2</b>	<b>488</b>
470 10 RM Paynton	Male	0	3	4	9	6	11	5	4	3	12	9	16	7	9	2	2	3	3	0	0	0	108
	Female	1	2	5	6	12	11	7	3	5	7	10	12	6	3	3	3	1	2	1	0	0	100
	<b>Total</b>	<b>1</b>	<b>5</b>	<b>9</b>	<b>15</b>	<b>18</b>	<b>22</b>	<b>12</b>	<b>7</b>	<b>8</b>	<b>19</b>	<b>19</b>	<b>28</b>	<b>13</b>	<b>12</b>	<b>5</b>	<b>5</b>	<b>4</b>	<b>5</b>	<b>1</b>	<b>0</b>	<b>0</b>	<b>208</b>
470 53 Paynton	Male	5	8	11	7	5	6	9	12	9	7	11	9	5	6	5	2	2	0	2	0	0	121
	Female	1	5	6	8	8	8	7	8	11	8	10	7	5	3	3	2	3	4	1	1	1	110
	<b>Total</b>	<b>6</b>	<b>13</b>	<b>17</b>	<b>15</b>	<b>13</b>	<b>14</b>	<b>16</b>	<b>20</b>	<b>20</b>	<b>15</b>	<b>21</b>	<b>16</b>	<b>10</b>	<b>9</b>	<b>8</b>	<b>4</b>	<b>5</b>	<b>4</b>	<b>3</b>	<b>1</b>	<b>1</b>	<b>231</b>
471 10 RM Eldon	Male	0	3	8	20	30	23	20	14	9	16	31	31	36	23	15	9	5	10	1	2	0	306
	Female	0	7	9	8	23	27	8	10	8	19	38	30	23	14	11	9	12	6	5	0	0	267
	<b>Total</b>	<b>0</b>	<b>10</b>	<b>17</b>	<b>28</b>	<b>53</b>	<b>50</b>	<b>28</b>	<b>24</b>	<b>17</b>	<b>35</b>	<b>69</b>	<b>61</b>	<b>59</b>	<b>37</b>	<b>26</b>	<b>18</b>	<b>17</b>	<b>16</b>	<b>6</b>	<b>2</b>	<b>0</b>	<b>573</b>
471 30 Maidstone	Male	9	34	39	33	49	50	46	40	34	48	48	48	14	20	20	15	15	14	12	3	2	593
	Female	4	43	41	47	40	49	53	26	40	44	42	40	17	19	21	15	20	21	17	9	1	609
	<b>Total</b>	<b>13</b>	<b>77</b>	<b>80</b>	<b>80</b>	<b>89</b>	<b>99</b>	<b>99</b>	<b>66</b>	<b>74</b>	<b>92</b>	<b>90</b>	<b>88</b>	<b>31</b>	<b>39</b>	<b>41</b>	<b>30</b>	<b>35</b>	<b>35</b>	<b>29</b>	<b>12</b>	<b>3</b>	<b>1,202</b>
471 57 Waseca	Male	3	5	9	12	10	8	11	3	7	9	11	6	5	2	2	3	2	2	1	0	0	111
	Female	1	3	9	4	5	12	5	5	6	7	8	3	4	2	1	2	3	2	0	1	1	84
	<b>Total</b>	<b>4</b>	<b>8</b>	<b>18</b>	<b>16</b>	<b>15</b>	<b>20</b>	<b>16</b>	<b>8</b>	<b>13</b>	<b>16</b>	<b>19</b>	<b>9</b>	<b>9</b>	<b>4</b>	<b>3</b>	<b>5</b>	<b>5</b>	<b>4</b>	<b>1</b>	<b>1</b>	<b>1</b>	<b>195</b>
472 10 RM Wilton	Male	8	17	22	59	67	56	36	40	34	48	69	60	59	34	27	17	15	11	6	5	0	690
	Female	5	20	39	44	63	45	24	33	34	56	56	60	44	35	25	10	13	12	4	4	0	626
	<b>Total</b>	<b>13</b>	<b>37</b>	<b>61</b>	<b>103</b>	<b>130</b>	<b>101</b>	<b>60</b>	<b>73</b>	<b>68</b>	<b>104</b>	<b>125</b>	<b>120</b>	<b>103</b>	<b>69</b>	<b>52</b>	<b>27</b>	<b>28</b>	<b>23</b>	<b>10</b>	<b>9</b>	<b>0</b>	<b>1,316</b>
472 30 Lashburn	Male	7	35	42	40	49	49	49	38	39	34	37	27	25	17	6	7	11	9	5	3	1	530
	Female	7	35	49	44	46	47	38	46	29	35	42	25	15	9	7	13	11	10	6	2	0	516
	<b>Total</b>	<b>14</b>	<b>70</b>	<b>91</b>	<b>84</b>	<b>95</b>	<b>96</b>	<b>87</b>	<b>84</b>	<b>68</b>	<b>69</b>	<b>79</b>	<b>52</b>	<b>40</b>	<b>26</b>	<b>13</b>	<b>20</b>	<b>22</b>	<b>19</b>	<b>11</b>	<b>5</b>	<b>1</b>	<b>1,046</b>
472 56 Marshall	Male	4	25	37	41	36	41	40	42	33	37	30	19	14	9	4	5	1	2	0	0	0	420
	Female	5	26	39	35	32	29	37	37	25	33	23	20	12	4	5	4	1	0	0	0	0	367
	<b>Total</b>	<b>9</b>	<b>51</b>	<b>76</b>	<b>76</b>	<b>68</b>	<b>70</b>	<b>77</b>	<b>79</b>	<b>58</b>	<b>70</b>	<b>53</b>	<b>39</b>	<b>26</b>	<b>13</b>	<b>9</b>	<b>9</b>	<b>2</b>	<b>2</b>	<b>0</b>	<b>0</b>	<b>0</b>	<b>787</b>

*2004 Covered Population*  
**10 Prairie North Regional Health Authority**

Residence Code	Age Groupings																					Total	
	< 1	1 to 4	5 to 9	10 to 14	15 to 19	20 to 24	25 to 29	30 to 34	35 to 39	40 to 44	45 to 49	50 to 54	55 to 59	60 to 64	65 to 69	70 to 74	75 to 79	80 to 84	85 to 89	90 to 94	95 +		
498 10 RM Parkdale	Male	0	10	6	15	34	25	21	10	13	18	21	27	17	18	18	13	13	7	1	1	0	288
	Female	2	6	11	11	27	10	8	8	8	18	24	19	19	19	10	12	6	4	2	0	1	225
	<b>Total</b>	<b>2</b>	<b>16</b>	<b>17</b>	<b>26</b>	<b>61</b>	<b>35</b>	<b>29</b>	<b>18</b>	<b>21</b>	<b>36</b>	<b>45</b>	<b>46</b>	<b>36</b>	<b>37</b>	<b>28</b>	<b>25</b>	<b>19</b>	<b>11</b>	<b>3</b>	<b>1</b>	<b>1</b>	<b>513</b>
498 52 Glaslyn	Male	0	15	19	22	19	14	12	12	16	14	18	15	19	9	10	13	5	5	2	2	0	241
	Female	5	11	13	17	7	14	12	14	13	9	14	14	11	11	11	9	7	6	3	5	0	206
	<b>Total</b>	<b>5</b>	<b>26</b>	<b>32</b>	<b>39</b>	<b>26</b>	<b>28</b>	<b>24</b>	<b>26</b>	<b>29</b>	<b>23</b>	<b>32</b>	<b>29</b>	<b>30</b>	<b>20</b>	<b>21</b>	<b>22</b>	<b>12</b>	<b>11</b>	<b>5</b>	<b>7</b>	<b>0</b>	<b>447</b>
499 10 RM Mervin	Male	3	10	12	28	26	41	21	18	24	23	44	59	58	75	42	51	26	17	8	6	0	592
	Female	3	14	15	28	42	28	20	14	15	37	49	51	55	64	41	33	21	19	13	2	1	565
	<b>Total</b>	<b>6</b>	<b>24</b>	<b>27</b>	<b>56</b>	<b>68</b>	<b>69</b>	<b>41</b>	<b>32</b>	<b>39</b>	<b>60</b>	<b>93</b>	<b>110</b>	<b>113</b>	<b>139</b>	<b>83</b>	<b>84</b>	<b>47</b>	<b>36</b>	<b>21</b>	<b>8</b>	<b>1</b>	<b>1,157</b>
499 30 Turtleford	Male	5	16	28	31	16	20	21	15	20	28	24	17	14	12	8	9	2	3	4	1	1	295
	Female	8	17	16	16	27	24	20	21	25	28	20	14	19	11	9	9	5	10	10	7	2	318
	<b>Total</b>	<b>13</b>	<b>33</b>	<b>44</b>	<b>47</b>	<b>43</b>	<b>44</b>	<b>41</b>	<b>36</b>	<b>45</b>	<b>56</b>	<b>44</b>	<b>31</b>	<b>33</b>	<b>23</b>	<b>17</b>	<b>18</b>	<b>7</b>	<b>13</b>	<b>14</b>	<b>8</b>	<b>3</b>	<b>613</b>
499 54 Mervin	Male	2	3	8	6	7	6	3	4	7	8	8	1	2	5	6	2	7	1	0	1	1	88
	Female	0	3	3	3	8	4	3	6	6	7	7	2	2	5	5	3	5	6	4	1	1	84
	<b>Total</b>	<b>2</b>	<b>6</b>	<b>11</b>	<b>9</b>	<b>15</b>	<b>10</b>	<b>6</b>	<b>10</b>	<b>13</b>	<b>15</b>	<b>15</b>	<b>3</b>	<b>4</b>	<b>10</b>	<b>11</b>	<b>5</b>	<b>12</b>	<b>7</b>	<b>4</b>	<b>2</b>	<b>2</b>	<b>172</b>
499 56 Spruce Lake	Male	0	1	4	4	3	8	2	3	4	4	4	4	0	1	1	1	4	0	0	0	0	48
	Female	1	3	7	4	4	5	3	2	4	6	3	2	0	1	0	2	1	0	2	0	0	50
	<b>Total</b>	<b>1</b>	<b>4</b>	<b>11</b>	<b>8</b>	<b>7</b>	<b>13</b>	<b>5</b>	<b>5</b>	<b>8</b>	<b>10</b>	<b>7</b>	<b>6</b>	<b>0</b>	<b>2</b>	<b>1</b>	<b>3</b>	<b>5</b>	<b>0</b>	<b>2</b>	<b>0</b>	<b>0</b>	<b>98</b>
501 10 RM Frenchman Butte	Male	8	21	33	39	59	42	39	25	39	47	44	55	39	37	33	25	25	10	2	5	1	628
	Female	3	38	32	48	39	40	28	26	40	36	42	37	29	31	25	16	16	6	3	1	1	537
	<b>Total</b>	<b>11</b>	<b>59</b>	<b>65</b>	<b>87</b>	<b>98</b>	<b>82</b>	<b>67</b>	<b>51</b>	<b>79</b>	<b>83</b>	<b>86</b>	<b>92</b>	<b>68</b>	<b>68</b>	<b>58</b>	<b>41</b>	<b>41</b>	<b>16</b>	<b>5</b>	<b>6</b>	<b>2</b>	<b>1,165</b>
501 30 St. Walburg	Male	9	26	23	30	28	32	20	18	25	22	39	25	22	20	13	9	10	14	6	3	0	394
	Female	3	15	24	20	37	29	28	23	23	31	23	23	26	16	22	15	16	16	18	8	3	419
	<b>Total</b>	<b>12</b>	<b>41</b>	<b>47</b>	<b>50</b>	<b>65</b>	<b>61</b>	<b>48</b>	<b>41</b>	<b>48</b>	<b>53</b>	<b>62</b>	<b>48</b>	<b>48</b>	<b>36</b>	<b>35</b>	<b>24</b>	<b>26</b>	<b>30</b>	<b>24</b>	<b>11</b>	<b>3</b>	<b>813</b>
501 52 Paradise Hill	Male	4	20	35	23	20	24	21	18	31	23	18	9	10	11	12	3	9	5	1	1	0	298
	Female	4	26	30	27	21	32	22	19	27	18	18	16	13	9	8	7	13	12	6	3	1	332
	<b>Total</b>	<b>8</b>	<b>46</b>	<b>65</b>	<b>50</b>	<b>41</b>	<b>56</b>	<b>43</b>	<b>37</b>	<b>58</b>	<b>41</b>	<b>36</b>	<b>25</b>	<b>23</b>	<b>20</b>	<b>20</b>	<b>10</b>	<b>22</b>	<b>17</b>	<b>7</b>	<b>4</b>	<b>1</b>	<b>630</b>
502 10 RM Britannia	Male	5	23	25	46	53	50	27	34	27	56	55	43	44	37	15	20	8	9	8	0	0	585
	Female	5	25	27	34	41	39	30	29	31	49	53	36	35	36	10	15	6	9	7	1	0	518
	<b>Total</b>	<b>10</b>	<b>48</b>	<b>52</b>	<b>80</b>	<b>94</b>	<b>89</b>	<b>57</b>	<b>63</b>	<b>58</b>	<b>105</b>	<b>108</b>	<b>79</b>	<b>79</b>	<b>73</b>	<b>25</b>	<b>35</b>	<b>14</b>	<b>18</b>	<b>15</b>	<b>1</b>	<b>0</b>	<b>1,103</b>



**2004 Covered Population**  
**10 Prairie North Regional Health Authority**

Residence Code	Age Groupings																				Total		
	< 1	1 to 4	5 to 9	10 to 14	15 to 19	20 to 24	25 to 29	30 to 34	35 to 39	40 to 44	45 to 49	50 to 54	55 to 59	60 to 64	65 to 69	70 to 74	75 to 79	80 to 84	85 to 89	90 to 94		95 +	
502 29 Lloydminster SK	Male	94	338	433	378	403	574	581	408	343	373	328	200	150	98	91	67	44	32	23	9	2	4,969
	Female	76	299	383	344	353	561	482	368	328	348	280	191	134	95	90	69	50	48	46	20	4	4,569
	<b>Total</b>	<b>170</b>	<b>637</b>	<b>816</b>	<b>722</b>	<b>756</b>	<b>1,135</b>	<b>1,063</b>	<b>776</b>	<b>671</b>	<b>721</b>	<b>608</b>	<b>391</b>	<b>284</b>	<b>193</b>	<b>181</b>	<b>136</b>	<b>94</b>	<b>80</b>	<b>69</b>	<b>29</b>	<b>6</b>	<b>9,538</b>
561 10 RM Loon Lake	Male	0	8	6	22	24	29	20	13	11	24	36	30	18	22	23	22	14	7	2	0	0	331
	Female	2	2	12	18	36	16	6	9	14	20	34	25	18	26	13	20	12	8	1	0	0	292
	<b>Total</b>	<b>2</b>	<b>10</b>	<b>18</b>	<b>40</b>	<b>60</b>	<b>45</b>	<b>26</b>	<b>22</b>	<b>25</b>	<b>44</b>	<b>70</b>	<b>55</b>	<b>36</b>	<b>48</b>	<b>36</b>	<b>42</b>	<b>26</b>	<b>15</b>	<b>3</b>	<b>0</b>	<b>0</b>	<b>623</b>
561 50 Makwa	Male	3	2	6	5	4	5	4	2	9	10	8	3	2	3	5	4	1	0	0	0	0	76
	Female	4	3	3	2	6	8	2	5	5	7	5	5	0	4	3	1	3	2	1	0	0	69
	<b>Total</b>	<b>7</b>	<b>5</b>	<b>9</b>	<b>7</b>	<b>10</b>	<b>13</b>	<b>6</b>	<b>7</b>	<b>14</b>	<b>17</b>	<b>13</b>	<b>8</b>	<b>2</b>	<b>7</b>	<b>8</b>	<b>5</b>	<b>4</b>	<b>2</b>	<b>1</b>	<b>0</b>	<b>0</b>	<b>145</b>
561 58 Loon Lake	Male	1	12	11	6	14	8	17	17	10	9	10	17	15	14	14	5	8	1	4	0	0	193
	Female	0	8	17	12	13	10	15	18	8	10	16	9	14	11	10	9	6	11	5	1	0	203
	<b>Total</b>	<b>1</b>	<b>20</b>	<b>28</b>	<b>18</b>	<b>27</b>	<b>18</b>	<b>32</b>	<b>35</b>	<b>18</b>	<b>19</b>	<b>26</b>	<b>26</b>	<b>29</b>	<b>25</b>	<b>24</b>	<b>14</b>	<b>14</b>	<b>12</b>	<b>9</b>	<b>1</b>	<b>0</b>	<b>396</b>
588 10 RM Meadow Lake	Male	5	19	47	87	119	61	37	36	52	92	90	83	74	49	58	46	15	12	4	1	1	988
	Female	1	33	46	73	81	57	28	35	78	69	76	76	62	57	27	24	17	9	11	0	1	861
	<b>Total</b>	<b>6</b>	<b>52</b>	<b>93</b>	<b>160</b>	<b>200</b>	<b>118</b>	<b>65</b>	<b>71</b>	<b>130</b>	<b>161</b>	<b>166</b>	<b>159</b>	<b>136</b>	<b>106</b>	<b>85</b>	<b>70</b>	<b>32</b>	<b>21</b>	<b>15</b>	<b>1</b>	<b>2</b>	<b>1,849</b>
588 30 Meadow Lake	Male	63	231	341	306	306	217	219	216	225	246	223	182	128	85	48	50	39	32	28	7	1	3,193
	Female	67	234	323	297	276	230	236	258	245	229	214	164	117	98	59	72	56	73	51	25	7	3,331
	<b>Total</b>	<b>130</b>	<b>465</b>	<b>664</b>	<b>603</b>	<b>582</b>	<b>447</b>	<b>455</b>	<b>474</b>	<b>470</b>	<b>475</b>	<b>437</b>	<b>346</b>	<b>245</b>	<b>183</b>	<b>107</b>	<b>122</b>	<b>95</b>	<b>105</b>	<b>79</b>	<b>32</b>	<b>8</b>	<b>6,524</b>
588 50 Dorintosh	Male	0	3	7	7	12	12	9	8	4	8	8	11	12	10	12	2	3	0	0	2	0	130
	Female	0	6	8	8	6	5	8	5	6	5	11	7	15	6	6	2	3	1	1	1	0	110
	<b>Total</b>	<b>0</b>	<b>9</b>	<b>15</b>	<b>15</b>	<b>18</b>	<b>17</b>	<b>17</b>	<b>13</b>	<b>10</b>	<b>13</b>	<b>19</b>	<b>18</b>	<b>27</b>	<b>16</b>	<b>18</b>	<b>4</b>	<b>6</b>	<b>1</b>	<b>1</b>	<b>3</b>	<b>0</b>	<b>240</b>
622 10 RM Beaver River	Male	2	17	15	43	33	32	11	26	32	37	35	23	40	27	29	19	13	7	2	2	0	445
	Female	1	12	17	35	40	22	9	13	28	41	35	25	27	31	14	15	11	5	5	0	0	386
	<b>Total</b>	<b>3</b>	<b>29</b>	<b>32</b>	<b>78</b>	<b>73</b>	<b>54</b>	<b>20</b>	<b>39</b>	<b>60</b>	<b>78</b>	<b>70</b>	<b>48</b>	<b>67</b>	<b>58</b>	<b>43</b>	<b>34</b>	<b>24</b>	<b>12</b>	<b>7</b>	<b>2</b>	<b>0</b>	<b>831</b>
622 50 Goodsoil	Male	2	9	26	6	6	18	7	17	14	4	18	9	13	16	12	10	10	6	3	1	0	207
	Female	7	10	16	9	10	14	15	8	11	5	14	15	17	13	11	10	11	10	4	7	1	218
	<b>Total</b>	<b>9</b>	<b>19</b>	<b>42</b>	<b>15</b>	<b>16</b>	<b>32</b>	<b>22</b>	<b>25</b>	<b>25</b>	<b>9</b>	<b>32</b>	<b>24</b>	<b>30</b>	<b>29</b>	<b>23</b>	<b>20</b>	<b>21</b>	<b>16</b>	<b>7</b>	<b>8</b>	<b>1</b>	<b>425</b>
622 51 Pierceland	Male	5	33	28	21	21	16	27	30	21	18	21	16	15	7	15	8	10	3	7	0	0	322
	Female	5	34	41	28	16	26	34	16	19	18	22	16	9	4	8	7	13	10	3	3	0	332
	<b>Total</b>	<b>10</b>	<b>67</b>	<b>69</b>	<b>49</b>	<b>37</b>	<b>42</b>	<b>61</b>	<b>46</b>	<b>40</b>	<b>36</b>	<b>43</b>	<b>32</b>	<b>24</b>	<b>11</b>	<b>23</b>	<b>15</b>	<b>23</b>	<b>13</b>	<b>10</b>	<b>3</b>	<b>0</b>	<b>654</b>

**2004 Covered Population**  
**10 Prairie North Regional Health Authority**

Residence Code	Age Groupings																				Total	
	< 1	1 to 4	5 to 9	10 to 14	15 to 19	20 to 24	25 to 29	30 to 34	35 to 39	40 to 44	45 to 49	50 to 54	55 to 59	60 to 64	65 to 69	70 to 74	75 to 79	80 to 84	85 to 89	90 to 94		95 +
<b>710 80</b> <b>Saulteaux First Nation</b>																						
Male	8	41	44	45	30	35	22	16	26	12	14	8	7	6	2	2	0	0	0	0	0	318
Female	6	25	27	37	32	30	20	22	10	19	11	11	2	1	3	4	2	1	0	0	0	265
<b>Total</b>	<b>14</b>	<b>66</b>	<b>71</b>	<b>82</b>	<b>62</b>	<b>65</b>	<b>42</b>	<b>38</b>	<b>36</b>	<b>30</b>	<b>25</b>	<b>19</b>	<b>9</b>	<b>7</b>	<b>5</b>	<b>6</b>	<b>2</b>	<b>1</b>	<b>0</b>	<b>0</b>	<b>583</b>	
<b>711 80</b> <b>Poundmaker First Nation</b>																						
Male	3	24	30	43	34	22	17	13	20	21	17	11	7	6	6	8	3	0	1	1	0	286
Female	11	21	31	28	36	19	20	18	23	25	14	10	7	5	8	6	1	4	1	0	0	288
<b>Total</b>	<b>14</b>	<b>45</b>	<b>61</b>	<b>71</b>	<b>69</b>	<b>41</b>	<b>37</b>	<b>31</b>	<b>43</b>	<b>45</b>	<b>30</b>	<b>21</b>	<b>14</b>	<b>11</b>	<b>14</b>	<b>14</b>	<b>4</b>	<b>4</b>	<b>2</b>	<b>1</b>	<b>0</b>	<b>574</b>
<b>712 80</b> <b>Sweetgrass First Nation</b>																						
Male	8	29	59	50	42	27	31	34	25	21	19	11	18	6	5	6	4	5	1	0	1	405
Female	3	30	41	47	46	27	22	28	27	25	14	30	9	12	2	7	4	2	2	0	0	380
<b>Total</b>	<b>11</b>	<b>59</b>	<b>101</b>	<b>97</b>	<b>88</b>	<b>54</b>	<b>54</b>	<b>62</b>	<b>52</b>	<b>46</b>	<b>33</b>	<b>41</b>	<b>27</b>	<b>19</b>	<b>7</b>	<b>14</b>	<b>8</b>	<b>8</b>	<b>3</b>	<b>0</b>	<b>1</b>	<b>785</b>
<b>713 80</b> <b>Red Pheasant First Nation</b>																						
Male	10	27	48	49	46	32	23	22	26	22	27	17	10	8	4	2	4	3	1	0	0	380
Female	14	32	34	48	45	35	23	19	21	30	18	10	10	8	3	8	9	5	2	0	0	375
<b>Total</b>	<b>24</b>	<b>59</b>	<b>82</b>	<b>97</b>	<b>91</b>	<b>67</b>	<b>46</b>	<b>42</b>	<b>47</b>	<b>52</b>	<b>44</b>	<b>27</b>	<b>20</b>	<b>16</b>	<b>7</b>	<b>10</b>	<b>13</b>	<b>8</b>	<b>3</b>	<b>0</b>	<b>0</b>	<b>755</b>
<b>714 80</b> <b>Mosquito/Grizzly Bear's Head/Lean Man First Nation</b>																						
Male	9	30	46	36	54	43	30	18	21	21	14	14	8	3	3	3	2	1	0	0	0	357
Female	11	25	33	38	38	39	19	14	21	17	18	8	4	3	5	0	1	0	0	0	0	295
<b>Total</b>	<b>20</b>	<b>55</b>	<b>78</b>	<b>75</b>	<b>92</b>	<b>82</b>	<b>49</b>	<b>32</b>	<b>42</b>	<b>38</b>	<b>32</b>	<b>22</b>	<b>12</b>	<b>6</b>	<b>9</b>	<b>4</b>	<b>3</b>	<b>2</b>	<b>0</b>	<b>0</b>	<b>0</b>	<b>652</b>
<b>715 80</b> <b>Little Pine First Nation</b>																						
Male	8	23	43	45	46	32	17	26	27	20	24	25	16	7	8	8	3	2	1	0	0	380
Female	8	38	32	38	42	21	16	31	33	20	15	11	10	4	4	4	3	4	0	0	2	335
<b>Total</b>	<b>16</b>	<b>61</b>	<b>75</b>	<b>83</b>	<b>89</b>	<b>53</b>	<b>33</b>	<b>56</b>	<b>60</b>	<b>40</b>	<b>40</b>	<b>36</b>	<b>26</b>	<b>11</b>	<b>12</b>	<b>12</b>	<b>6</b>	<b>6</b>	<b>1</b>	<b>0</b>	<b>2</b>	<b>715</b>
<b>717 80</b> <b>Moosomin First Nation</b>																						
Male	18	28	51	44	34	30	23	22	24	29	16	10	8	2	7	2	2	1	2	0	0	352
Female	9	46	42	44	41	38	23	27	21	21	16	10	7	5	4	4	3	0	1	0	0	360
<b>Total</b>	<b>27</b>	<b>74</b>	<b>93</b>	<b>88</b>	<b>75</b>	<b>67</b>	<b>46</b>	<b>49</b>	<b>45</b>	<b>51</b>	<b>32</b>	<b>20</b>	<b>15</b>	<b>7</b>	<b>11</b>	<b>6</b>	<b>5</b>	<b>1</b>	<b>3</b>	<b>0</b>	<b>0</b>	<b>712</b>
<b>718 80</b> <b>Thunderchild First Nation</b>																						
Male	10	45	57	64	58	30	25	26	39	29	24	13	13	9	10	7	2	0	0	0	0	461
Female	12	37	46	53	69	44	25	32	28	33	23	19	10	11	7	5	1	3	2	0	0	460
<b>Total</b>	<b>22</b>	<b>82</b>	<b>103</b>	<b>117</b>	<b>127</b>	<b>74</b>	<b>50</b>	<b>58</b>	<b>67</b>	<b>62</b>	<b>47</b>	<b>32</b>	<b>23</b>	<b>20</b>	<b>17</b>	<b>12</b>	<b>3</b>	<b>3</b>	<b>2</b>	<b>0</b>	<b>0</b>	<b>921</b>
<b>719 80</b> <b>Onion Lake First Nation</b>																						
Male	37	129	179	208	151	120	90	84	92	75	56	34	24	20	14	11	7	1	1	0	0	1,333
Female	32	141	184	168	167	109	84	92	94	70	53	28	33	19	20	10	7	4	1	3	0	1,319
<b>Total</b>	<b>69</b>	<b>270</b>	<b>363</b>	<b>376</b>	<b>318</b>	<b>229</b>	<b>174</b>	<b>176</b>	<b>186</b>	<b>145</b>	<b>109</b>	<b>62</b>	<b>57</b>	<b>39</b>	<b>34</b>	<b>21</b>	<b>14</b>	<b>5</b>	<b>2</b>	<b>3</b>	<b>0</b>	<b>2,652</b>
<b>740 80</b> <b>Flying Dust First Nation</b>																						
Male	6	20	31	44	27	17	10	14	20	22	15	12	6	7	5	5	3	0	0	1	0	265
Female	11	26	33	43	38	13	14	13	16	25	14	4	11	7	4	7	0	0	1	0	0	280
<b>Total</b>	<b>17</b>	<b>46</b>	<b>64</b>	<b>87</b>	<b>65</b>	<b>30</b>	<b>24</b>	<b>27</b>	<b>36</b>	<b>47</b>	<b>29</b>	<b>16</b>	<b>17</b>	<b>14</b>	<b>9</b>	<b>12</b>	<b>3</b>	<b>0</b>	<b>1</b>	<b>1</b>	<b>0</b>	<b>545</b>

*2004 Covered Population*  
**10 Prairie North Regional Health Authority**

Residence Code	Age Groupings																				Total	
	< 1	1 to 4	5 to 9	10 to 14	15 to 19	20 to 24	25 to 29	30 to 34	35 to 39	40 to 44	45 to 49	50 to 54	55 to 59	60 to 64	65 to 69	70 to 74	75 to 79	80 to 84	85 to 89	90 to 94		95 +
<b>741 80</b> Waterhen Lake First Nation																						
Male	7	26	44	39	28	29	25	25	21	28	13	20	9	7	4	1	5	0	0	0	0	331
Female	13	36	33	36	36	27	28	18	13	20	23	10	8	7	5	2	2	2	0	0	0	319
<b>Total</b>	<b>20</b>	<b>62</b>	<b>77</b>	<b>75</b>	<b>64</b>	<b>56</b>	<b>53</b>	<b>43</b>	<b>34</b>	<b>48</b>	<b>36</b>	<b>30</b>	<b>17</b>	<b>14</b>	<b>9</b>	<b>3</b>	<b>7</b>	<b>2</b>	<b>0</b>	<b>0</b>	<b>0</b>	<b>650</b>
<b>742 80</b> Makwa Sahgaiehan First Nation																						
Male	17	42	55	68	53	43	31	36	19	22	20	13	5	2	0	3	2	1	0	0	0	431
Female	18	52	65	59	54	30	33	24	33	21	22	6	7	3	4	2	1	4	0	1	0	438
<b>Total</b>	<b>34</b>	<b>94</b>	<b>121</b>	<b>127</b>	<b>107</b>	<b>72</b>	<b>63</b>	<b>60</b>	<b>53</b>	<b>43</b>	<b>42</b>	<b>19</b>	<b>12</b>	<b>5</b>	<b>4</b>	<b>5</b>	<b>3</b>	<b>5</b>	<b>0</b>	<b>1</b>	<b>0</b>	<b>870</b>
<b>743 80</b> Island Lake First Nation																						
Male	8	45	75	70	59	31	34	26	36	32	21	11	6	13	4	3	0	1	0	0	0	477
Female	19	54	58	71	56	44	34	37	37	23	21	9	8	10	7	0	1	1	1	0	0	491
<b>Total</b>	<b>27</b>	<b>99</b>	<b>133</b>	<b>141</b>	<b>116</b>	<b>76</b>	<b>68</b>	<b>63</b>	<b>74</b>	<b>55</b>	<b>41</b>	<b>20</b>	<b>14</b>	<b>23</b>	<b>11</b>	<b>3</b>	<b>1</b>	<b>2</b>	<b>1</b>	<b>0</b>	<b>0</b>	<b>968</b>
<b>744 80</b> Joseph Bighead First Nation																						
Male	9	40	43	65	45	24	23	15	16	15	11	11	5	3	2	2	0	0	0	0	0	330
Female	8	31	40	51	47	31	27	23	19	18	17	9	4	3	4	0	2	0	0	0	0	333
<b>Total</b>	<b>18</b>	<b>70</b>	<b>83</b>	<b>115</b>	<b>92</b>	<b>55</b>	<b>51</b>	<b>38</b>	<b>35</b>	<b>33</b>	<b>28</b>	<b>20</b>	<b>9</b>	<b>6</b>	<b>6</b>	<b>2</b>	<b>2</b>	<b>0</b>	<b>0</b>	<b>0</b>	<b>0</b>	<b>663</b>
<b>Total Covered Population</b>																						
<b>10 Prairie North Regional Health Authority</b>																						
Male	578	2,190	2,953	3,154	3,228	3,059	2,519	2,229	2,250	2,636	2,565	2,205	1,728	1,347	1,127	968	711	482	293	116	34	36,370
Female	550	2,214	2,780	2,935	3,053	2,891	2,366	2,215	2,230	2,631	2,485	2,013	1,568	1,320	1,063	984	836	721	510	238	59	35,662
<b>Total</b>	<b>1,127</b>	<b>4,404</b>	<b>5,733</b>	<b>6,089</b>	<b>6,281</b>	<b>5,950</b>	<b>4,886</b>	<b>4,444</b>	<b>4,481</b>	<b>5,267</b>	<b>5,050</b>	<b>4,217</b>	<b>3,295</b>	<b>2,667</b>	<b>2,190</b>	<b>1,952</b>	<b>1,547</b>	<b>1,203</b>	<b>803</b>	<b>354</b>	<b>93</b>	<b>72,032</b>

*2004 Covered Population*  
**11 Mamawetan Churchill River Regional Health Authority**

Residence Code	Age Groupings																				Total	
	< 1	1 to 4	5 to 9	10 to 14	15 to 19	20 to 24	25 to 29	30 to 34	35 to 39	40 to 44	45 to 49	50 to 54	55 to 59	60 to 64	65 to 69	70 to 74	75 to 79	80 to 84	85 to 89	90 to 94		95 +
<b>720 82</b> Peter Ballantyne Cree Nation																						
Male	31	114	94	145	145	142	101	83	68	61	56	49	47	25	20	18	5	6	2	1	1	1,214
Female	26	113	77	157	129	103	61	60	71	65	49	53	28	21	22	19	7	9	3	0	1	1,074
<b>Total</b>	<b>57</b>	<b>227</b>	<b>171</b>	<b>302</b>	<b>274</b>	<b>245</b>	<b>162</b>	<b>143</b>	<b>139</b>	<b>126</b>	<b>105</b>	<b>102</b>	<b>75</b>	<b>46</b>	<b>42</b>	<b>37</b>	<b>12</b>	<b>15</b>	<b>5</b>	<b>1</b>	<b>2</b>	<b>2,288</b>
<b>724 82</b> Lac La Ronge Indian Band																						
Male	20	84	80	140	132	90	104	69	87	62	75	48	50	30	13	17	10	9	5	0	0	1,125
Female	23	73	71	136	115	91	69	71	70	66	75	45	43	29	36	21	20	12	7	4	2	1,079
<b>Total</b>	<b>43</b>	<b>157</b>	<b>151</b>	<b>276</b>	<b>247</b>	<b>181</b>	<b>173</b>	<b>140</b>	<b>157</b>	<b>128</b>	<b>150</b>	<b>93</b>	<b>93</b>	<b>59</b>	<b>49</b>	<b>38</b>	<b>30</b>	<b>21</b>	<b>12</b>	<b>4</b>	<b>2</b>	<b>2,204</b>
<b>726 84</b> Montreal Lake Cree Nation (See Methodology)																						
Male	3	20	12	19	34	21	11	23	17	24	15	11	5	11	7	6	3	3	0	0	0	245
Female	7	16	20	23	20	13	10	11	13	9	10	8	7	6	2	3	1	0	0	0	0	179
<b>Total</b>	<b>10</b>	<b>36</b>	<b>32</b>	<b>42</b>	<b>54</b>	<b>34</b>	<b>21</b>	<b>34</b>	<b>30</b>	<b>33</b>	<b>25</b>	<b>19</b>	<b>12</b>	<b>17</b>	<b>9</b>	<b>9</b>	<b>4</b>	<b>3</b>	<b>0</b>	<b>0</b>	<b>0</b>	<b>424</b>
<b>728 82</b> Hatchet Lake Nation																						
Male	2	9	8	18	20	29	21	4	6	5	2	2	3	0	4	4	2	1	1	0	0	141
Female	2	6	8	19	20	16	5	5	10	8	3	2	2	5	1	0	5	1	0	0	0	118
<b>Total</b>	<b>4</b>	<b>15</b>	<b>16</b>	<b>37</b>	<b>40</b>	<b>45</b>	<b>26</b>	<b>9</b>	<b>16</b>	<b>13</b>	<b>5</b>	<b>4</b>	<b>5</b>	<b>5</b>	<b>5</b>	<b>4</b>	<b>7</b>	<b>2</b>	<b>1</b>	<b>0</b>	<b>0</b>	<b>259</b>
<b>801 74</b> Wollaston Lake																						
Male	15	47	60	60	71	33	19	38	31	18	17	14	7	6	5	5	1	1	1	0	0	449
Female	11	61	73	72	60	42	39	33	34	24	15	11	9	4	4	1	1	1	0	0	0	495
<b>Total</b>	<b>26</b>	<b>108</b>	<b>133</b>	<b>132</b>	<b>131</b>	<b>75</b>	<b>58</b>	<b>71</b>	<b>65</b>	<b>42</b>	<b>32</b>	<b>25</b>	<b>16</b>	<b>10</b>	<b>9</b>	<b>6</b>	<b>2</b>	<b>2</b>	<b>1</b>	<b>0</b>	<b>0</b>	<b>944</b>
<b>804 30</b> La Ronge																						
Male	44	193	243	274	212	175	171	179	172	160	137	128	87	66	42	28	12	5	2	2	0	2,332
Female	47	202	264	251	206	184	186	184	142	167	150	108	83	47	19	30	8	9	6	0	1	2,294
<b>Total</b>	<b>91</b>	<b>395</b>	<b>507</b>	<b>525</b>	<b>418</b>	<b>359</b>	<b>357</b>	<b>363</b>	<b>314</b>	<b>327</b>	<b>287</b>	<b>236</b>	<b>170</b>	<b>113</b>	<b>61</b>	<b>58</b>	<b>20</b>	<b>14</b>	<b>8</b>	<b>2</b>	<b>1</b>	<b>4,626</b>
<b>804 70</b> Air Ronge																						
Male	12	57	87	85	92	62	61	51	62	65	52	57	33	19	11	10	3	1	0	0	0	820
Female	18	49	77	73	76	69	65	60	65	61	59	46	25	18	15	3	2	1	0	1	0	783
<b>Total</b>	<b>30</b>	<b>106</b>	<b>164</b>	<b>158</b>	<b>168</b>	<b>131</b>	<b>126</b>	<b>111</b>	<b>127</b>	<b>126</b>	<b>111</b>	<b>103</b>	<b>58</b>	<b>37</b>	<b>26</b>	<b>13</b>	<b>5</b>	<b>2</b>	<b>0</b>	<b>1</b>	<b>0</b>	<b>1,603</b>
<b>804 71</b> Weyakwin																						
Male	2	7	16	9	13	10	8	13	12	6	9	6	6	10	9	4	4	0	0	0	0	144
Female	1	6	11	7	7	5	3	6	9	5	5	8	7	9	7	3	1	1	0	1	0	102
<b>Total</b>	<b>3</b>	<b>13</b>	<b>27</b>	<b>16</b>	<b>20</b>	<b>15</b>	<b>11</b>	<b>19</b>	<b>21</b>	<b>11</b>	<b>14</b>	<b>14</b>	<b>13</b>	<b>19</b>	<b>16</b>	<b>7</b>	<b>5</b>	<b>1</b>	<b>0</b>	<b>1</b>	<b>0</b>	<b>246</b>
<b>804 72</b> Pinehouse																						
Male	8	51	75	74	60	44	35	39	40	37	17	15	12	10	7	2	0	3	0	0	0	529
Female	18	55	67	71	70	48	32	36	31	20	25	12	20	10	5	4	0	1	0	0	0	525
<b>Total</b>	<b>26</b>	<b>106</b>	<b>142</b>	<b>145</b>	<b>130</b>	<b>92</b>	<b>67</b>	<b>75</b>	<b>71</b>	<b>57</b>	<b>42</b>	<b>27</b>	<b>32</b>	<b>20</b>	<b>12</b>	<b>6</b>	<b>0</b>	<b>4</b>	<b>0</b>	<b>0</b>	<b>0</b>	<b>1,054</b>
<b>804 73</b> Southend																						
Male	10	20	35	39	26	24	14	21	17	10	9	14	5	6	1	0	1	1	2	0	0	255
Female	6	26	49	30	18	12	26	17	10	9	7	7	5	5	4	2	3	0	1	0	0	237
<b>Total</b>	<b>16</b>	<b>46</b>	<b>84</b>	<b>69</b>	<b>44</b>	<b>36</b>	<b>40</b>	<b>38</b>	<b>27</b>	<b>19</b>	<b>16</b>	<b>21</b>	<b>10</b>	<b>11</b>	<b>5</b>	<b>2</b>	<b>4</b>	<b>1</b>	<b>3</b>	<b>0</b>	<b>0</b>	<b>492</b>

*2004 Covered Population*  
**11 Mamawetan Churchill River Regional Health Authority**

Residence Code	Age Groupings																				Total		
	< 1	1 to 4	5 to 9	10 to 14	15 to 19	20 to 24	25 to 29	30 to 34	35 to 39	40 to 44	45 to 49	50 to 54	55 to 59	60 to 64	65 to 69	70 to 74	75 to 79	80 to 84	85 to 89	90 to 94		95 +	
804 74 Stanley Mission	Male	6	44	51	49	35	16	31	37	22	18	13	14	10	2	4	2	4	0	0	0	0	358
	Female	15	50	60	48	41	27	42	30	27	13	13	6	7	1	0	2	0	0	0	1	0	383
	<b>Total</b>	<b>21</b>	<b>94</b>	<b>111</b>	<b>97</b>	<b>76</b>	<b>43</b>	<b>73</b>	<b>67</b>	<b>49</b>	<b>31</b>	<b>26</b>	<b>20</b>	<b>17</b>	<b>3</b>	<b>4</b>	<b>4</b>	<b>4</b>	<b>0</b>	<b>0</b>	<b>1</b>	<b>0</b>	<b>741</b>
804 75 Timber Bay	Male	13	40	56	71	55	23	22	24	21	23	9	8	5	2	4	2	0	0	0	0	1	379
	Female	14	34	46	47	37	27	26	30	25	22	13	5	3	1	5	1	0	0	1	0	0	337
	<b>Total</b>	<b>27</b>	<b>74</b>	<b>102</b>	<b>118</b>	<b>92</b>	<b>50</b>	<b>48</b>	<b>54</b>	<b>46</b>	<b>45</b>	<b>22</b>	<b>13</b>	<b>8</b>	<b>3</b>	<b>9</b>	<b>3</b>	<b>0</b>	<b>0</b>	<b>1</b>	<b>0</b>	<b>1</b>	<b>716</b>
805 30 Creighton	Male	12	51	64	76	76	69	56	44	70	81	81	73	53	26	32	18	18	5	8	3	0	916
	Female	7	48	71	76	74	73	49	65	53	77	80	49	44	28	20	33	23	17	5	2	0	894
	<b>Total</b>	<b>19</b>	<b>99</b>	<b>135</b>	<b>152</b>	<b>150</b>	<b>142</b>	<b>105</b>	<b>109</b>	<b>123</b>	<b>158</b>	<b>161</b>	<b>122</b>	<b>97</b>	<b>54</b>	<b>52</b>	<b>51</b>	<b>41</b>	<b>22</b>	<b>13</b>	<b>5</b>	<b>0</b>	<b>1,810</b>
805 71 Denare Beach	Male	3	14	33	26	30	24	20	19	27	32	43	31	23	23	20	10	9	6	0	1	0	394
	Female	7	19	23	30	21	16	22	25	27	27	34	22	23	17	13	8	15	7	4	1	0	361
	<b>Total</b>	<b>10</b>	<b>33</b>	<b>56</b>	<b>56</b>	<b>51</b>	<b>40</b>	<b>42</b>	<b>44</b>	<b>54</b>	<b>59</b>	<b>77</b>	<b>53</b>	<b>46</b>	<b>40</b>	<b>33</b>	<b>18</b>	<b>24</b>	<b>13</b>	<b>4</b>	<b>2</b>	<b>0</b>	<b>755</b>
805 72 Pelican Narrows	Male	30	104	175	116	92	52	57	60	51	24	28	19	17	4	4	1	1	1	0	0	0	836
	Female	32	104	174	120	69	57	64	70	48	34	23	16	12	3	2	1	0	0	0	0	0	829
	<b>Total</b>	<b>62</b>	<b>208</b>	<b>349</b>	<b>236</b>	<b>161</b>	<b>109</b>	<b>121</b>	<b>130</b>	<b>99</b>	<b>58</b>	<b>51</b>	<b>35</b>	<b>29</b>	<b>7</b>	<b>6</b>	<b>2</b>	<b>1</b>	<b>1</b>	<b>0</b>	<b>0</b>	<b>0</b>	<b>1,665</b>
805 73 Sandy Bay	Male	22	87	83	83	64	50	43	39	44	30	32	22	19	10	7	4	0	0	0	0	0	639
	Female	27	55	74	74	66	50	56	40	31	31	27	18	9	5	5	2	2	5	0	0	0	577
	<b>Total</b>	<b>49</b>	<b>142</b>	<b>157</b>	<b>157</b>	<b>130</b>	<b>100</b>	<b>99</b>	<b>79</b>	<b>75</b>	<b>61</b>	<b>59</b>	<b>40</b>	<b>28</b>	<b>15</b>	<b>12</b>	<b>6</b>	<b>2</b>	<b>5</b>	<b>0</b>	<b>0</b>	<b>0</b>	<b>1,216</b>
805 74 Sturgeon Landing	Male	0	3	1	3	1	4	2	2	3	4	1	2	0	0	2	1	0	0	0	0	0	29
	Female	0	4	1	2	3	1	2	2	3	1	0	1	0	1	0	0	0	0	0	0	0	21
	<b>Total</b>	<b>0</b>	<b>7</b>	<b>2</b>	<b>5</b>	<b>4</b>	<b>5</b>	<b>4</b>	<b>4</b>	<b>6</b>	<b>5</b>	<b>1</b>	<b>3</b>	<b>0</b>	<b>1</b>	<b>2</b>	<b>1</b>	<b>0</b>	<b>0</b>	<b>0</b>	<b>0</b>	<b>0</b>	<b>50</b>
805 75 Flin Flon Creighton Unorg	Male	4	5	6	8	9	11	8	15	13	15	19	12	15	9	6	6	3	1	0	1	0	166
	Female	0	6	11	10	7	11	10	8	7	19	12	17	14	7	5	2	2	5	2	1	0	156
	<b>Total</b>	<b>4</b>	<b>11</b>	<b>17</b>	<b>18</b>	<b>16</b>	<b>22</b>	<b>18</b>	<b>23</b>	<b>20</b>	<b>34</b>	<b>31</b>	<b>29</b>	<b>29</b>	<b>16</b>	<b>11</b>	<b>8</b>	<b>5</b>	<b>6</b>	<b>2</b>	<b>2</b>	<b>0</b>	<b>322</b>
<b>Total Covered Population</b>																							
<b>11 Mamawetan Churchill River Regional Health Authority</b>																							
Male	237	950	1,179	1,295	1,167	879	784	760	763	675	615	525	397	259	198	138	76	43	21	8	2	10,971	
Female	261	927	1,177	1,246	1,039	845	767	753	676	658	600	434	341	217	165	135	90	69	29	11	4	10,444	
<b>Total</b>	<b>498</b>	<b>1,877</b>	<b>2,356</b>	<b>2,541</b>	<b>2,206</b>	<b>1,724</b>	<b>1,551</b>	<b>1,513</b>	<b>1,439</b>	<b>1,333</b>	<b>1,215</b>	<b>959</b>	<b>738</b>	<b>476</b>	<b>363</b>	<b>273</b>	<b>166</b>	<b>112</b>	<b>50</b>	<b>19</b>	<b>6</b>	<b>21,415</b>	

*2004 Covered Population*  
**12 Keewatin Yatthé Regional Health Authority**

Residence Code	Age Groupings																				Total	
	< 1	1 to 4	5 to 9	10 to 14	15 to 19	20 to 24	25 to 29	30 to 34	35 to 39	40 to 44	45 to 49	50 to 54	55 to 59	60 to 64	65 to 69	70 to 74	75 to 79	80 to 84	85 to 89	90 to 94		95 +
<b>745 80</b> Birch Narrows First Nation																						
Male	0	4	0	1	7	10	4	8	6	1	3	3	0	1	1	1	1	0	0	0	0	
Female	1	1	2	5	4	6	0	3	4	1	1	2	2	2	1	1	0	0	1	0	0	
<b>Total</b>	<b>1</b>	<b>5</b>	<b>2</b>	<b>6</b>	<b>11</b>	<b>16</b>	<b>4</b>	<b>11</b>	<b>10</b>	<b>2</b>	<b>4</b>	<b>5</b>	<b>2</b>	<b>3</b>	<b>2</b>	<b>2</b>	<b>1</b>	<b>0</b>	<b>1</b>	<b>0</b>	<b>0</b>	
<b>746 80</b> Canoe Lake First Nation																						
Male	3	12	10	41	45	23	15	13	16	18	11	13	8	12	8	4	7	4	2	1	1	
Female	4	11	17	34	28	11	9	12	16	19	16	11	6	11	5	10	3	4	2	0	0	
<b>Total</b>	<b>7</b>	<b>23</b>	<b>27</b>	<b>75</b>	<b>73</b>	<b>34</b>	<b>24</b>	<b>25</b>	<b>32</b>	<b>37</b>	<b>27</b>	<b>24</b>	<b>14</b>	<b>23</b>	<b>13</b>	<b>14</b>	<b>10</b>	<b>8</b>	<b>4</b>	<b>1</b>	<b>1</b>	
<b>747 80</b> Buffalo River Dene Nation																						
Male	0	2	6	5	12	9	6	11	14	7	3	8	5	2	2	1	2	0	0	0	0	
Female	0	2	4	10	3	4	6	4	5	4	4	6	3	2	3	1	3	1	0	0	0	
<b>Total</b>	<b>0</b>	<b>4</b>	<b>10</b>	<b>15</b>	<b>15</b>	<b>13</b>	<b>12</b>	<b>15</b>	<b>19</b>	<b>11</b>	<b>7</b>	<b>14</b>	<b>8</b>	<b>4</b>	<b>5</b>	<b>2</b>	<b>5</b>	<b>1</b>	<b>0</b>	<b>0</b>	<b>0</b>	
<b>748 80</b> Clearwater River Dene Nation																						
Male	4	13	19	32	31	19	34	22	17	11	9	6	2	2	4	1	4	2	0	1	0	
Female	7	20	15	40	26	15	16	26	10	16	11	15	6	3	3	5	1	1	1	0	0	
<b>Total</b>	<b>11</b>	<b>33</b>	<b>34</b>	<b>72</b>	<b>57</b>	<b>34</b>	<b>50</b>	<b>48</b>	<b>27</b>	<b>27</b>	<b>20</b>	<b>21</b>	<b>8</b>	<b>5</b>	<b>7</b>	<b>6</b>	<b>5</b>	<b>3</b>	<b>1</b>	<b>1</b>	<b>0</b>	
<b>751 80</b> English River First Nation																						
Male	1	8	6	13	26	16	10	20	12	15	10	9	11	10	7	9	5	3	0	1	0	
Female	1	7	6	18	14	16	5	9	19	9	9	12	7	10	7	8	4	4	1	1	0	
<b>Total</b>	<b>2</b>	<b>15</b>	<b>12</b>	<b>31</b>	<b>40</b>	<b>32</b>	<b>15</b>	<b>29</b>	<b>31</b>	<b>24</b>	<b>19</b>	<b>21</b>	<b>18</b>	<b>20</b>	<b>14</b>	<b>17</b>	<b>9</b>	<b>7</b>	<b>1</b>	<b>2</b>	<b>0</b>	
<b>802 70</b> Buffalo Narrows																						
Male	11	47	63	68	67	59	46	42	59	58	51	36	31	24	19	13	8	3	1	0	0	
Female	16	38	67	65	74	43	48	44	58	51	44	35	19	13	15	9	5	4	0	1	0	
<b>Total</b>	<b>27</b>	<b>85</b>	<b>130</b>	<b>133</b>	<b>141</b>	<b>102</b>	<b>94</b>	<b>86</b>	<b>117</b>	<b>109</b>	<b>95</b>	<b>71</b>	<b>50</b>	<b>37</b>	<b>34</b>	<b>22</b>	<b>13</b>	<b>7</b>	<b>1</b>	<b>1</b>	<b>0</b>	
<b>802 71</b> Dillon																						
Male	10	26	39	35	41	24	18	24	38	20	19	12	7	9	9	2	3	1	1	2	0	
Female	8	31	40	44	53	27	22	24	35	24	15	5	13	7	6	3	1	3	0	0	0	
<b>Total</b>	<b>18</b>	<b>57</b>	<b>79</b>	<b>79</b>	<b>94</b>	<b>51</b>	<b>40</b>	<b>48</b>	<b>73</b>	<b>44</b>	<b>34</b>	<b>17</b>	<b>20</b>	<b>16</b>	<b>15</b>	<b>5</b>	<b>4</b>	<b>4</b>	<b>1</b>	<b>2</b>	<b>0</b>	
<b>802 72</b> La Loche																						
Male	35	124	190	209	157	108	112	123	115	102	79	52	42	33	18	8	9	9	5	3	0	
Female	24	118	156	179	177	113	123	125	107	79	61	42	28	27	14	10	4	7	2	0	0	
<b>Total</b>	<b>59</b>	<b>242</b>	<b>346</b>	<b>388</b>	<b>334</b>	<b>221</b>	<b>235</b>	<b>248</b>	<b>222</b>	<b>181</b>	<b>140</b>	<b>94</b>	<b>70</b>	<b>60</b>	<b>32</b>	<b>18</b>	<b>13</b>	<b>16</b>	<b>7</b>	<b>3</b>	<b>0</b>	
<b>802 73</b> Turnor Lake																						
Male	11	24	31	45	18	17	11	15	16	12	12	10	5	9	2	6	1	0	1	0	0	
Female	5	26	39	43	38	15	17	18	23	15	6	5	6	4	1	3	1	3	0	0	0	
<b>Total</b>	<b>16</b>	<b>50</b>	<b>70</b>	<b>88</b>	<b>56</b>	<b>32</b>	<b>28</b>	<b>33</b>	<b>39</b>	<b>27</b>	<b>18</b>	<b>15</b>	<b>11</b>	<b>13</b>	<b>3</b>	<b>9</b>	<b>2</b>	<b>3</b>	<b>1</b>	<b>0</b>	<b>0</b>	
<b>803 70</b> Beauval																						
Male	6	41	51	58	62	42	33	30	44	42	27	25	30	17	15	10	4	2	0	0	0	
Female	6	46	63	66	57	43	32	34	36	44	22	32	13	23	10	7	5	5	2	0	0	
<b>Total</b>	<b>12</b>	<b>87</b>	<b>114</b>	<b>124</b>	<b>119</b>	<b>85</b>	<b>65</b>	<b>64</b>	<b>80</b>	<b>86</b>	<b>49</b>	<b>57</b>	<b>43</b>	<b>40</b>	<b>25</b>	<b>17</b>	<b>9</b>	<b>7</b>	<b>2</b>	<b>0</b>	<b>0</b>	

*2004 Covered Population*  
**12 Keewatin Yatthé Regional Health Authority**

Residence Code	Age Groupings																					Total	
	< 1	1 to 4	5 to 9	10 to 14	15 to 19	20 to 24	25 to 29	30 to 34	35 to 39	40 to 44	45 to 49	50 to 54	55 to 59	60 to 64	65 to 69	70 to 74	75 to 79	80 to 84	85 to 89	90 to 94	95 +		
803 71 Canoe Narrows	Male	16	40	47	52	54	26	20	20	26	16	15	16	15	6	4	0	1	0	1	0	0	375
	Female	12	45	48	51	35	30	26	26	30	21	21	13	10	10	2	2	0	0	0	0	0	382
	<b>Total</b>	<b>28</b>	<b>85</b>	<b>95</b>	<b>103</b>	<b>89</b>	<b>56</b>	<b>46</b>	<b>46</b>	<b>56</b>	<b>37</b>	<b>36</b>	<b>29</b>	<b>25</b>	<b>16</b>	<b>6</b>	<b>2</b>	<b>1</b>	<b>0</b>	<b>1</b>	<b>0</b>	<b>0</b>	<b>757</b>
803 72 Dore Lake	Male	0	0	1	2	1	1	0	0	0	3	0	3	1	1	2	1	0	0	0	0	0	16
	Female	0	0	0	1	2	0	1	0	2	0	0	3	1	2	1	1	1	1	0	0	0	15
	<b>Total</b>	<b>0</b>	<b>0</b>	<b>1</b>	<b>3</b>	<b>3</b>	<b>1</b>	<b>1</b>	<b>0</b>	<b>2</b>	<b>0</b>	<b>3</b>	<b>0</b>	<b>6</b>	<b>2</b>	<b>3</b>	<b>3</b>	<b>2</b>	<b>1</b>	<b>0</b>	<b>0</b>	<b>0</b>	<b>31</b>
803 73 Green Lake	Male	2	20	21	31	27	26	24	18	22	22	27	21	19	20	13	7	4	4	1	1	0	330
	Female	2	16	18	23	23	24	15	16	14	24	15	13	12	8	10	7	7	1	2	1	0	251
	<b>Total</b>	<b>4</b>	<b>36</b>	<b>39</b>	<b>54</b>	<b>50</b>	<b>50</b>	<b>39</b>	<b>34</b>	<b>36</b>	<b>46</b>	<b>42</b>	<b>34</b>	<b>31</b>	<b>28</b>	<b>23</b>	<b>14</b>	<b>11</b>	<b>5</b>	<b>3</b>	<b>2</b>	<b>0</b>	<b>581</b>
803 74 Ile a la Crosse	Male	17	72	91	105	88	71	53	51	65	67	47	33	33	18	14	19	7	4	1	0	0	856
	Female	12	57	76	79	78	54	54	61	53	52	36	36	25	20	10	14	6	6	1	1	0	731
	<b>Total</b>	<b>29</b>	<b>129</b>	<b>167</b>	<b>184</b>	<b>166</b>	<b>125</b>	<b>107</b>	<b>112</b>	<b>118</b>	<b>119</b>	<b>83</b>	<b>69</b>	<b>58</b>	<b>38</b>	<b>24</b>	<b>33</b>	<b>13</b>	<b>10</b>	<b>2</b>	<b>1</b>	<b>0</b>	<b>1,587</b>
803 75 Patuanak	Male	6	17	22	17	16	8	8	13	10	13	11	11	3	4	3	1	1	2	0	0	0	166
	Female	4	12	14	17	16	16	16	12	12	13	8	6	6	2	0	0	0	1	0	0	0	155
	<b>Total</b>	<b>10</b>	<b>29</b>	<b>36</b>	<b>34</b>	<b>32</b>	<b>24</b>	<b>24</b>	<b>25</b>	<b>22</b>	<b>26</b>	<b>19</b>	<b>17</b>	<b>9</b>	<b>6</b>	<b>3</b>	<b>1</b>	<b>1</b>	<b>3</b>	<b>0</b>	<b>0</b>	<b>0</b>	<b>321</b>
<b>Total Covered Population</b>																							
<b>12 Keewatin Yatthé Regional Health Authority</b>																							
Male	122	450	597	714	652	459	394	410	460	404	327	255	214	168	120	84	58	34	13	9	1	5,945	
Female	102	430	565	675	628	417	390	414	424	372	269	233	159	143	89	81	41	41	12	4	0	5,489	
<b>Total</b>	<b>224</b>	<b>880</b>	<b>1,162</b>	<b>1,389</b>	<b>1,280</b>	<b>876</b>	<b>784</b>	<b>824</b>	<b>884</b>	<b>776</b>	<b>596</b>	<b>488</b>	<b>373</b>	<b>311</b>	<b>209</b>	<b>165</b>	<b>99</b>	<b>75</b>	<b>25</b>	<b>13</b>	<b>1</b>	<b>11,434</b>	

**2004 Covered Population**  
**13 Athabasca Health Authority**

Residence Code	Age Groupings																				Total	
	< 1	1 to 4	5 to 9	10 to 14	15 to 19	20 to 24	25 to 29	30 to 34	35 to 39	40 to 44	45 to 49	50 to 54	55 to 59	60 to 64	65 to 69	70 to 74	75 to 79	80 to 84	85 to 89	90 to 94		95 +
<b>749 82 Black Lake First Nation</b>																						
Male	6	10	5	15	25	33	24	6	11	7	5	6	4	7	2	2	3	1	0	0	0	
Female	4	6	7	25	28	24	7	7	13	12	9	3	5	3	3	3	1	1	0	1	0	
<b>Total</b>	<b>10</b>	<b>16</b>	<b>12</b>	<b>40</b>	<b>53</b>	<b>57</b>	<b>31</b>	<b>13</b>	<b>24</b>	<b>19</b>	<b>14</b>	<b>9</b>	<b>9</b>	<b>10</b>	<b>5</b>	<b>5</b>	<b>4</b>	<b>2</b>	<b>0</b>	<b>1</b>	<b>0</b>	
<b>750 82 Fond du Lac Denesuline First Nation</b>																						
Male	1	3	2	15	14	6	15	5	6	10	2	4	3	5	2	3	3	0	0	0	0	
Female	2	3	1	5	8	10	5	6	7	7	2	3	7	5	0	2	1	1	1	0	0	
<b>Total</b>	<b>3</b>	<b>6</b>	<b>3</b>	<b>20</b>	<b>22</b>	<b>16</b>	<b>20</b>	<b>11</b>	<b>13</b>	<b>17</b>	<b>4</b>	<b>7</b>	<b>10</b>	<b>10</b>	<b>2</b>	<b>5</b>	<b>4</b>	<b>1</b>	<b>1</b>	<b>0</b>	<b>0</b>	
<b>801 70 Camsell Portage</b>																						
Male	0	0	0	1	0	0	0	0	0	1	2	0	0	0	0	1	0	0	0	0	0	
Female	0	0	1	0	1	0	0	1	1	0	1	0	0	0	1	0	0	0	0	0	0	
<b>Total</b>	<b>0</b>	<b>0</b>	<b>1</b>	<b>1</b>	<b>1</b>	<b>0</b>	<b>0</b>	<b>1</b>	<b>1</b>	<b>1</b>	<b>3</b>	<b>0</b>	<b>0</b>	<b>0</b>	<b>1</b>	<b>1</b>	<b>0</b>	<b>0</b>	<b>0</b>	<b>0</b>	<b>0</b>	
<b>801 72 Fond Du Lac</b>																						
Male	12	41	40	37	38	24	18	28	23	16	9	10	4	6	2	2	0	3	0	0	0	
Female	8	36	44	53	34	30	18	28	24	18	11	7	9	5	0	5	2	0	0	0	0	
<b>Total</b>	<b>20</b>	<b>77</b>	<b>84</b>	<b>90</b>	<b>72</b>	<b>54</b>	<b>36</b>	<b>56</b>	<b>47</b>	<b>34</b>	<b>20</b>	<b>17</b>	<b>13</b>	<b>11</b>	<b>2</b>	<b>7</b>	<b>2</b>	<b>3</b>	<b>0</b>	<b>0</b>	<b>0</b>	
<b>801 73 Stony Rapids</b>																						
Male	15	49	70	58	63	39	31	40	35	26	24	14	8	14	3	7	0	1	0	2	0	
Female	17	53	59	50	48	55	44	40	25	26	18	19	6	6	5	3	0	1	0	0	0	
<b>Total</b>	<b>32</b>	<b>102</b>	<b>129</b>	<b>108</b>	<b>111</b>	<b>94</b>	<b>75</b>	<b>80</b>	<b>60</b>	<b>52</b>	<b>42</b>	<b>33</b>	<b>14</b>	<b>20</b>	<b>8</b>	<b>10</b>	<b>0</b>	<b>2</b>	<b>0</b>	<b>2</b>	<b>0</b>	
<b>801 75 Uranium City</b>																						
Male	0	0	7	4	6	3	5	5	7	8	4	4	6	4	3	2	1	0	0	0	0	
Female	3	6	9	7	12	1	2	2	11	5	2	4	4	1	1	2	3	1	0	0	0	
<b>Total</b>	<b>3</b>	<b>6</b>	<b>16</b>	<b>11</b>	<b>18</b>	<b>4</b>	<b>7</b>	<b>7</b>	<b>18</b>	<b>13</b>	<b>6</b>	<b>8</b>	<b>10</b>	<b>5</b>	<b>4</b>	<b>4</b>	<b>4</b>	<b>1</b>	<b>0</b>	<b>0</b>	<b>0</b>	
<b>Total Covered Population 13 Athabasca Health Authority</b>																						
Male	<b>34</b>	<b>103</b>	<b>124</b>	<b>130</b>	<b>146</b>	<b>105</b>	<b>93</b>	<b>84</b>	<b>82</b>	<b>68</b>	<b>46</b>	<b>38</b>	<b>25</b>	<b>36</b>	<b>12</b>	<b>17</b>	<b>7</b>	<b>5</b>	<b>0</b>	<b>2</b>	<b>0</b>	
Female	<b>34</b>	<b>104</b>	<b>121</b>	<b>140</b>	<b>131</b>	<b>120</b>	<b>76</b>	<b>84</b>	<b>81</b>	<b>68</b>	<b>43</b>	<b>36</b>	<b>31</b>	<b>20</b>	<b>10</b>	<b>15</b>	<b>7</b>	<b>4</b>	<b>1</b>	<b>1</b>	<b>0</b>	
<b>Total</b>	<b>68</b>	<b>207</b>	<b>245</b>	<b>270</b>	<b>277</b>	<b>225</b>	<b>169</b>	<b>168</b>	<b>163</b>	<b>136</b>	<b>89</b>	<b>74</b>	<b>56</b>	<b>56</b>	<b>22</b>	<b>32</b>	<b>14</b>	<b>9</b>	<b>1</b>	<b>3</b>	<b>0</b>	



2004 Covered Population

**Reserve Numbers and Residence Codes for Saskatchewan Registered Indian Persons\***

Meadow Lake Zone (Northwest)

Residence Code	District	Reserve Number	Band Name	Page Number
710 80	27 Battlefords Health District	159	Saulteaux First Nation	134
711 80	28 Twin Rivers Health District	114	Poundmaker First Nation	134
712 80	27 Battlefords Health District	113	Sweetgrass First Nation	134
713 80	27 Battlefords Health District	108	Red Pheasant First Nation	134
714 80	27 Battlefords Health District	109, 110, 111	Mosquito/Grizzly Bear's Head/Lean Man First Nation	134
715 80	28 Twin Rivers Health District	116	Little Pine First Nation	134
716 80	26 Parkland Health District		Lucky Man Cree Nation	127
717 80	27 Battlefords Health District	112	Moosomin First Nation	134
718 80	28 Twin Rivers Health District	115	Thunderchild First Nation	134
719 80	28 Twin Rivers Health District	119, 120	Onion Lake First Nation	134
740 80	30 Northwest Health District	105	Flying Dust First Nation	135
741 80	30 Northwest Health District	130	Waterhen Lake First Nation	135
742 80	30 Northwest Health District	129	Makwa Sahgaiehcan First Nation	135
743 80	30 Northwest Health District	161	Island Lake First Nation	135
744 80	30 Northwest Health District	124	Joseph Bighead First Nation	135
745 80	32 Keewatin Yatthé Health District	193A, 193B, 194	Birch Narrows First Nation	138
746 80	32 Keewatin Yatthé Health District	165	Canoe Lake First Nation	138
747 80	32 Keewatin Yatthé Health District	193 (excluding 193A, 193B)	Buffalo River Dene Nation	138
748 80	32 Keewatin Yatthé Health District	221, 222, 223	Clearwater River Dene Nation	138
751 80	32 Keewatin Yatthé Health District	192	English River First Nation	138
759 80	19 Saskatoon Health District	94	Whitecap Dakota Sioux First Nation	104

\* A "Registered Indian" is a person who is registered under Section 6 of *The Indian Act* and who has been assigned a ten digit number in the Indian Registry.

2004 Covered Population

Reserve Numbers and Residence Codes for Saskatchewan Registered Indian Persons\*

Prince Albert Zone (North Central)

Residence Code	District	Reserve Number	Band Name	Page Number
720 82	31 Mamawetan Churchill River Health District	184, 200, 201, 202, 203, 206, 207	Peter Ballantyne Cree Nation	136
721 82	24 North-East Health District	29	Red Earth First Nation	121
722 82	24 North-East Health District	28	Shoal Lake of the Cree Nation	121
723 82	25 Prince Albert Health District	101	Sturgeon Lake First Nation	127
724 82	31 Mamawetan Churchill River Health District	106C, 106D, 156, 157, 158, 217, 218, 219	Lac La Ronge Indian Band	136
725 82	24 North-East Health District	20	Cumberland House Cree Nation	121
726 82	25 Prince Albert Health District	106 (excluding 106C and 106D)	Montreal Lake Cree Nation (See Methodology)	127
	31 Mamawetan Churchill River Health District			136
727 82	25 Prince Albert Health District	94	Wahpeton Dakota Nation	127
728 82	31 Mamawetan Churchill River Health District	220	Hatchet Lake Nation	136
749 82	33 Athabasca Health Authority	224, 225, 226	Black Lake First Nation	140
750 82	33 Athabasca Health Authority	227, 228, 229, 231, 232, 233	Fond du Lac Denesuline First Nation	140
760 82	23 Gabriel Springs Health District	95	One Arrow First Nation	104
761 82	23 Gabriel Springs Health District	96, 97	Beardy's and Okemasis	104
762 82	25 Prince Albert Health District	99	Muskoday First Nation	127
763 82	25 Prince Albert Health District	100	James Smith Cree Nation	127
764 82	26 Parkland Health District	102	Muskeg Lake Cree Nation	127
765 82	26 Parkland Health District	103	Mistawasis Band	127
766 82	26 Parkland Health District	104	Ahtahkakoop Cree Nation	127
767 82	26 Parkland Health District	118	Big River First Nation	128
768 82	26 Parkland Health District	191	Pelican Lake First Nation	128
769 82	26 Parkland Health District	117	Witchehan Lake First Nation	128

2004 Covered Population

Reserve Numbers and Residence Codes for Saskatchewan Registered Indian Persons\*

Fort Qu'Appelle Zone (South)

Residence Code	District	Reserve Number	Band Name	Page Number
700 84	1 South East Health District	69	Ocean Man First Nation	54
701 84	6 Moose Mountain Health District	68	Pheasant Rump Nakota	55
730 84	6 Moose Mountain Health District	70	White Bear First Nation	55
731 84	7 Pipestone Health District	71	Ochapowace First Nation	82
732 84	7 Pipestone Health District	72	Kahkewistahaw First Nation	82
733 84	7 Pipestone Health District	73	Cowessess First Nation	82
734 84	7 Pipestone Health District	74	Sakimay First Nation	82
735 84	17 Assiniboine Valley Health District	64	Cote First Nation	92
736 84	17 Assiniboine Valley Health District	66	Keeseekoose First Nation	92
737 84	17 Assiniboine Valley Health District	65	Key First Nation	92
756 84	3 South Country Health District	160 (excluding 160A)	Wood Mountain First Nation	63
757 84	5 Southwest Health District	160A	Nekaneet First Nation	71
770 84	8 Regina Health District	75	Piapot First Nation	82
771 84	12 Touchwood Qu'Appelle Health District	80	Muscowpetung First Nation	82
772 84	12 Touchwood Qu'Appelle Health District	79	Pasqua First Nation	82
773 84	7 Pipestone Health District	76	Carry The Kettle First Nation	82
774 84	12 Touchwood Qu'Appelle Health District	84	Little Black Bear First Nation	82
775 84	12 Touchwood Qu'Appelle Health District	83	Star Blanket Cree Nation	83
776 84	12 Touchwood Qu'Appelle Health District	82	Okanese First Nation	83
777 84	12 Touchwood Qu'Appelle Health District	81	Peepeekisis First Nation	83
778 84	12 Touchwood Qu'Appelle Health District	78	Standing Buffalo Dakota First Nation	83
780 84	12 Touchwood Qu'Appelle Health District	85	Muskowekwan First Nation	83
781 84	12 Touchwood Qu'Appelle Health District	86	Gordon First Nation	83
782 84	12 Touchwood Qu'Appelle Health District	88	Kawacatoose First Nation	83
783 84	12 Touchwood Qu'Appelle Health District	87	Day Star First Nation	83
784 84	22 North Central Health District	91	Kinistin Saulteaux Nation	121
785 84	21 Pasquia Health District	90	Yellowquill First Nation	121
786 84	18 Central Plains Health District	89	Fishing Lake First Nation	104
799 84		Not applicable	Fort Qu'Appelle Zone (Non-Saskatchewan Registered Indian Persons)	

# Appendix 1

2004 Covered Population

**Saskatchewan Registered Indian Persons by First Nations Residence Code, Sex and Age Group**

Residence Code	Age Groupings																				Total	
	< 1	1 to 4	5 to 9	10 to 14	15 to 19	20 to 24	25 to 29	30 to 34	35 to 39	40 to 44	45 to 49	50 to 54	55 to 59	60 to 64	65 to 69	70 to 74	75 to 79	80 to 84	85 to 89	90 to 94		95 +
<b>700 84 Ocean Man First Nation</b>																						
Male	4	21	16	23	17	14	15	14	6	5	2	4	4	1	0	2	0	1	0	0	0	149
Female	4	19	20	20	17	16	7	11	13	6	7	6	2	2	4	2	3	1	0	0	0	160
<b>Total</b>	<b>8</b>	<b>40</b>	<b>36</b>	<b>43</b>	<b>34</b>	<b>30</b>	<b>22</b>	<b>25</b>	<b>19</b>	<b>11</b>	<b>9</b>	<b>10</b>	<b>6</b>	<b>3</b>	<b>4</b>	<b>4</b>	<b>3</b>	<b>2</b>	<b>0</b>	<b>0</b>	<b>0</b>	<b>309</b>
<b>701 84 Pheasant Rump Nakota</b>																						
Male	4	9	14	18	14	9	9	6	4	4	1	4	3	3	1	1	0	0	1	0	0	105
Female	2	10	14	20	16	13	13	13	13	4	5	4	6	2	0	0	0	0	0	0	0	135
<b>Total</b>	<b>6</b>	<b>19</b>	<b>28</b>	<b>38</b>	<b>30</b>	<b>22</b>	<b>22</b>	<b>19</b>	<b>17</b>	<b>8</b>	<b>6</b>	<b>8</b>	<b>9</b>	<b>5</b>	<b>1</b>	<b>1</b>	<b>0</b>	<b>0</b>	<b>1</b>	<b>0</b>	<b>0</b>	<b>240</b>
<b>710 80 Saulteaux First Nation</b>																						
Male	11	64	71	61	46	54	23	26	39	14	14	13	8	6	2	2	0	1	0	0	0	455
Female	10	51	41	68	49	42	33	37	22	24	16	15	8	3	3	3	2	1	0	0	0	428
<b>Total</b>	<b>21</b>	<b>115</b>	<b>112</b>	<b>129</b>	<b>95</b>	<b>96</b>	<b>56</b>	<b>63</b>	<b>61</b>	<b>38</b>	<b>30</b>	<b>28</b>	<b>16</b>	<b>9</b>	<b>5</b>	<b>5</b>	<b>2</b>	<b>2</b>	<b>0</b>	<b>0</b>	<b>0</b>	<b>883</b>
<b>711 80 Poundmaker First Nation</b>																						
Male	10	62	66	75	49	33	26	28	37	29	24	17	10	9	6	9	4	0	1	1	0	496
Female	17	57	69	73	70	44	44	35	36	43	23	12	15	10	10	7	2	3	1	0	0	571
<b>Total</b>	<b>27</b>	<b>119</b>	<b>135</b>	<b>148</b>	<b>119</b>	<b>77</b>	<b>70</b>	<b>63</b>	<b>73</b>	<b>72</b>	<b>47</b>	<b>29</b>	<b>25</b>	<b>19</b>	<b>16</b>	<b>16</b>	<b>6</b>	<b>3</b>	<b>2</b>	<b>1</b>	<b>0</b>	<b>1,067</b>
<b>712 80 Sweetgrass First Nation</b>																						
Male	14	56	75	69	72	43	41	59	38	29	26	17	23	7	6	5	4	5	1	0	1	591
Female	15	56	88	67	66	55	49	45	38	34	24	42	13	12	3	8	6	2	2	0	0	625
<b>Total</b>	<b>29</b>	<b>112</b>	<b>163</b>	<b>136</b>	<b>138</b>	<b>98</b>	<b>90</b>	<b>104</b>	<b>76</b>	<b>63</b>	<b>50</b>	<b>59</b>	<b>36</b>	<b>19</b>	<b>9</b>	<b>13</b>	<b>10</b>	<b>7</b>	<b>3</b>	<b>0</b>	<b>1</b>	<b>1,216</b>
<b>713 80 Red Pheasant First Nation</b>																						
Male	14	64	78	101	95	68	52	46	43	35	36	23	12	10	6	4	5	3	1	0	0	696
Female	21	59	78	87	85	67	53	47	45	57	33	21	19	10	6	11	10	5	2	0	0	716
<b>Total</b>	<b>35</b>	<b>123</b>	<b>156</b>	<b>188</b>	<b>180</b>	<b>135</b>	<b>105</b>	<b>93</b>	<b>88</b>	<b>92</b>	<b>69</b>	<b>44</b>	<b>31</b>	<b>20</b>	<b>12</b>	<b>15</b>	<b>15</b>	<b>8</b>	<b>3</b>	<b>0</b>	<b>0</b>	<b>1,412</b>
<b>714 80 Mosquito/Grizzly Bear's Head/Lean Man First Nation</b>																						
Male	13	58	65	75	81	60	38	32	24	26	21	17	9	5	3	3	2	1	0	0	0	533
Female	16	52	46	47	64	61	42	24	33	33	29	10	5	4	6	0	1	0	0	0	0	473
<b>Total</b>	<b>29</b>	<b>110</b>	<b>111</b>	<b>122</b>	<b>145</b>	<b>121</b>	<b>80</b>	<b>56</b>	<b>57</b>	<b>59</b>	<b>50</b>	<b>27</b>	<b>14</b>	<b>9</b>	<b>9</b>	<b>3</b>	<b>3</b>	<b>1</b>	<b>0</b>	<b>0</b>	<b>0</b>	<b>1,006</b>
<b>715 80 Little Pine First Nation</b>																						
Male	13	59	75	93	75	62	41	53	42	30	29	32	17	13	7	8	3	2	2	0	0	656
Female	14	71	56	87	88	43	38	68	50	44	22	19	22	12	6	5	3	6	0	0	1	655
<b>Total</b>	<b>27</b>	<b>130</b>	<b>131</b>	<b>180</b>	<b>163</b>	<b>105</b>	<b>79</b>	<b>121</b>	<b>92</b>	<b>74</b>	<b>51</b>	<b>51</b>	<b>39</b>	<b>25</b>	<b>13</b>	<b>13</b>	<b>6</b>	<b>8</b>	<b>2</b>	<b>0</b>	<b>1</b>	<b>1,311</b>
<b>716 80 Lucky Man Cree Nation</b>																						
Male	0	4	2	5	3	2	6	4	4	2	1	0	1	1	1	0	0	0	0	0	0	36
Female	0	1	5	5	1	1	6	4	2	1	2	1	1	2	1	2	0	0	0	0	0	35
<b>Total</b>	<b>0</b>	<b>5</b>	<b>7</b>	<b>10</b>	<b>4</b>	<b>3</b>	<b>12</b>	<b>8</b>	<b>6</b>	<b>3</b>	<b>3</b>	<b>1</b>	<b>2</b>	<b>3</b>	<b>2</b>	<b>2</b>	<b>0</b>	<b>0</b>	<b>0</b>	<b>0</b>	<b>0</b>	<b>71</b>
<b>717 80 Moosomin First Nation</b>																						
Male	24	48	82	70	61	49	32	35	43	42	27	14	12	2	7	3	2	2	2	0	0	557
Female	10	64	63	84	61	43	38	41	44	35	23	14	11	10	6	5	3	0	1	0	0	556
<b>Total</b>	<b>34</b>	<b>112</b>	<b>145</b>	<b>154</b>	<b>122</b>	<b>92</b>	<b>70</b>	<b>76</b>	<b>87</b>	<b>77</b>	<b>50</b>	<b>28</b>	<b>23</b>	<b>12</b>	<b>13</b>	<b>8</b>	<b>5</b>	<b>2</b>	<b>3</b>	<b>0</b>	<b>0</b>	<b>1,113</b>

2004 Covered Population

**Saskatchewan Registered Indian Persons by First Nations Residence Code, Sex and Age Group**

Residence Code	Age Groupings																				Total	
	< 1	1 to 4	5 to 9	10 to 14	15 to 19	20 to 24	25 to 29	30 to 34	35 to 39	40 to 44	45 to 49	50 to 54	55 to 59	60 to 64	65 to 69	70 to 74	75 to 79	80 to 84	85 to 89	90 to 94		95 +
<b>718 80 Thunderchild First Nation</b>																						
Male	24	87	110	127	131	73	60	54	67	53	45	12	17	12	12	8	2	0	1	0	0	
Female	36	81	105	114	107	97	51	59	59	56	32	33	14	14	8	8	2	3	3	0	0	
<b>Total</b>	<b>60</b>	<b>168</b>	<b>215</b>	<b>241</b>	<b>238</b>	<b>170</b>	<b>111</b>	<b>113</b>	<b>126</b>	<b>109</b>	<b>77</b>	<b>45</b>	<b>31</b>	<b>26</b>	<b>20</b>	<b>16</b>	<b>4</b>	<b>3</b>	<b>4</b>	<b>0</b>	<b>0</b>	
<b>719 80 Onion Lake First Nation</b>																						
Male	50	178	233	243	176	153	100	103	99	75	58	38	26	21	15	11	7	1	1	0	0	
Female	42	205	245	207	176	139	102	117	107	81	64	35	33	23	23	8	7	3	1	3	0	
<b>Total</b>	<b>92</b>	<b>383</b>	<b>478</b>	<b>450</b>	<b>352</b>	<b>292</b>	<b>202</b>	<b>220</b>	<b>206</b>	<b>156</b>	<b>122</b>	<b>73</b>	<b>59</b>	<b>44</b>	<b>38</b>	<b>19</b>	<b>14</b>	<b>4</b>	<b>2</b>	<b>3</b>	<b>0</b>	
<b>720 82 Peter Ballantyne Cree Nation</b>																						
Male	118	338	476	451	362	302	272	254	188	137	124	95	77	43	33	28	6	9	2	1	1	
Female	99	347	445	450	361	280	261	251	220	179	121	113	61	43	33	25	8	11	5	1	0	
<b>Total</b>	<b>217</b>	<b>685</b>	<b>921</b>	<b>901</b>	<b>723</b>	<b>582</b>	<b>533</b>	<b>505</b>	<b>408</b>	<b>316</b>	<b>245</b>	<b>208</b>	<b>138</b>	<b>86</b>	<b>66</b>	<b>53</b>	<b>14</b>	<b>20</b>	<b>7</b>	<b>2</b>	<b>1</b>	
<b>721 82 Red Earth First Nation</b>																						
Male	20	78	61	80	80	47	36	42	47	32	23	9	8	1	2	3	1	0	0	0	0	
Female	19	75	85	79	67	52	44	41	37	25	25	11	7	5	5	5	4	0	0	0	1	
<b>Total</b>	<b>39</b>	<b>153</b>	<b>146</b>	<b>159</b>	<b>147</b>	<b>99</b>	<b>80</b>	<b>83</b>	<b>84</b>	<b>57</b>	<b>48</b>	<b>20</b>	<b>15</b>	<b>6</b>	<b>7</b>	<b>8</b>	<b>5</b>	<b>0</b>	<b>0</b>	<b>0</b>	<b>1</b>	
<b>722 82 Shoal Lake of the Cree Nation</b>																						
Male	7	54	54	64	49	28	18	22	21	20	8	8	7	1	3	0	0	0	0	0	0	
Female	11	38	57	54	41	25	30	30	20	17	15	8	4	2	1	3	2	2	0	0	0	
<b>Total</b>	<b>18</b>	<b>92</b>	<b>111</b>	<b>118</b>	<b>90</b>	<b>53</b>	<b>48</b>	<b>52</b>	<b>41</b>	<b>37</b>	<b>23</b>	<b>16</b>	<b>11</b>	<b>3</b>	<b>4</b>	<b>3</b>	<b>2</b>	<b>2</b>	<b>0</b>	<b>0</b>	<b>0</b>	
<b>723 82 Sturgeon Lake First Nation</b>																						
Male	18	111	126	147	108	74	78	83	63	41	42	32	22	15	8	10	4	2	1	0	0	
Female	31	118	135	152	94	83	68	74	68	52	34	28	15	12	14	9	3	0	2	0	0	
<b>Total</b>	<b>49</b>	<b>229</b>	<b>261</b>	<b>299</b>	<b>202</b>	<b>157</b>	<b>146</b>	<b>157</b>	<b>131</b>	<b>93</b>	<b>76</b>	<b>60</b>	<b>37</b>	<b>27</b>	<b>22</b>	<b>19</b>	<b>7</b>	<b>2</b>	<b>3</b>	<b>0</b>	<b>0</b>	
<b>724 82 Lac La Ronge Indian Band</b>																						
Male	78	336	457	529	386	274	292	248	244	169	153	103	92	54	29	30	20	13	6	1	0	
Female	89	334	480	464	377	301	293	291	235	200	188	100	91	59	56	38	22	17	9	5	2	
<b>Total</b>	<b>167</b>	<b>670</b>	<b>937</b>	<b>993</b>	<b>763</b>	<b>575</b>	<b>585</b>	<b>539</b>	<b>479</b>	<b>369</b>	<b>341</b>	<b>203</b>	<b>183</b>	<b>113</b>	<b>85</b>	<b>68</b>	<b>42</b>	<b>30</b>	<b>15</b>	<b>6</b>	<b>2</b>	
<b>725 82 Cumberland House Cree Nation</b>																						
Male	7	51	46	53	41	30	40	34	30	28	17	17	6	10	7	5	2	1	1	0	0	
Female	14	43	44	44	43	41	33	27	31	27	18	14	12	8	5	4	3	0	1	0	0	
<b>Total</b>	<b>21</b>	<b>94</b>	<b>90</b>	<b>97</b>	<b>84</b>	<b>71</b>	<b>73</b>	<b>61</b>	<b>61</b>	<b>55</b>	<b>35</b>	<b>31</b>	<b>18</b>	<b>18</b>	<b>12</b>	<b>9</b>	<b>5</b>	<b>1</b>	<b>2</b>	<b>0</b>	<b>0</b>	
<b>726 82 Montreal Lake Cree Nation</b>																						
Male	35	131	164	191	178	116	84	92	89	84	61	36	26	28	18	16	6	5	0	1	1	
Female	37	103	156	168	137	120	103	92	107	76	61	33	32	32	18	8	5	2	1	5	0	
<b>Total</b>	<b>72</b>	<b>234</b>	<b>320</b>	<b>359</b>	<b>315</b>	<b>236</b>	<b>187</b>	<b>184</b>	<b>196</b>	<b>160</b>	<b>122</b>	<b>69</b>	<b>58</b>	<b>60</b>	<b>36</b>	<b>24</b>	<b>11</b>	<b>7</b>	<b>1</b>	<b>6</b>	<b>1</b>	
<b>727 82 Wahpeton Dakota Nation</b>																						
Male	10	28	36	18	20	13	11	12	11	11	11	5	2	2	1	0	0	0	0	0	0	
Female	9	19	27	22	20	17	24	9	9	17	5	5	5	4	2	3	1	0	0	0	0	
<b>Total</b>	<b>19</b>	<b>47</b>	<b>63</b>	<b>40</b>	<b>40</b>	<b>30</b>	<b>35</b>	<b>21</b>	<b>20</b>	<b>28</b>	<b>16</b>	<b>10</b>	<b>7</b>	<b>6</b>	<b>3</b>	<b>3</b>	<b>1</b>	<b>0</b>	<b>0</b>	<b>0</b>	<b>0</b>	

2004 Covered Population

Saskatchewan Registered Indian Persons by First Nations Residence Code, Sex and Age Group

Residence Code	Age Groupings																				Total	
	< 1	1 to 4	5 to 9	10 to 14	15 to 19	20 to 24	25 to 29	30 to 34	35 to 39	40 to 44	45 to 49	50 to 54	55 to 59	60 to 64	65 to 69	70 to 74	75 to 79	80 to 84	85 to 89	90 to 94		95 +
<b>728 82 Hatchet Lake Nation</b>																						
Male	17	56	74	85	91	64	40	36	37	28	17	12	8	6	6	9	4	2	1	0	0	593
Female	17	66	84	87	85	61	48	39	40	29	19	9	9	8	5	1	6	2	0	0	0	615
<b>Total</b>	<b>34</b>	<b>122</b>	<b>158</b>	<b>172</b>	<b>176</b>	<b>125</b>	<b>88</b>	<b>75</b>	<b>77</b>	<b>57</b>	<b>36</b>	<b>21</b>	<b>17</b>	<b>14</b>	<b>11</b>	<b>10</b>	<b>10</b>	<b>4</b>	<b>1</b>	<b>0</b>	<b>0</b>	<b>1,208</b>
<b>730 84 White Bear First Nation</b>																						
Male	22	84	98	96	70	52	58	64	46	54	29	17	11	12	7	3	2	1	0	0	0	726
Female	17	82	100	87	85	70	50	58	53	35	33	20	19	11	11	2	2	4	2	0	0	741
<b>Total</b>	<b>39</b>	<b>166</b>	<b>198</b>	<b>183</b>	<b>155</b>	<b>122</b>	<b>108</b>	<b>122</b>	<b>99</b>	<b>89</b>	<b>62</b>	<b>37</b>	<b>30</b>	<b>23</b>	<b>18</b>	<b>5</b>	<b>4</b>	<b>5</b>	<b>2</b>	<b>0</b>	<b>0</b>	<b>1,467</b>
<b>731 84 Ochapowace First Nation</b>																						
Male	18	52	72	78	55	53	47	39	29	35	24	13	10	4	3	3	3	0	0	1	0	539
Female	16	56	65	84	47	47	37	34	44	29	20	19	12	4	4	7	2	2	0	0	0	529
<b>Total</b>	<b>34</b>	<b>108</b>	<b>137</b>	<b>162</b>	<b>102</b>	<b>100</b>	<b>84</b>	<b>73</b>	<b>73</b>	<b>64</b>	<b>44</b>	<b>32</b>	<b>22</b>	<b>8</b>	<b>7</b>	<b>10</b>	<b>5</b>	<b>2</b>	<b>0</b>	<b>1</b>	<b>0</b>	<b>1,068</b>
<b>732 84 Kahkewistahaw First Nation</b>																						
Male	12	66	65	73	60	48	39	54	40	26	13	14	11	4	6	2	2	0	0	0	0	535
Female	19	54	70	67	60	38	36	38	56	29	22	19	13	8	8	2	5	1	0	0	0	545
<b>Total</b>	<b>31</b>	<b>120</b>	<b>135</b>	<b>140</b>	<b>120</b>	<b>86</b>	<b>75</b>	<b>92</b>	<b>96</b>	<b>55</b>	<b>35</b>	<b>33</b>	<b>24</b>	<b>12</b>	<b>14</b>	<b>4</b>	<b>7</b>	<b>1</b>	<b>0</b>	<b>0</b>	<b>0</b>	<b>1,080</b>
<b>733 84 Cowessess First Nation</b>																						
Male	23	69	105	122	125	102	74	54	72	61	46	34	32	12	15	13	3	3	2	0	0	967
Female	27	74	123	122	128	85	89	86	86	80	61	50	30	30	11	13	7	6	1	1	0	1,110
<b>Total</b>	<b>50</b>	<b>143</b>	<b>228</b>	<b>244</b>	<b>253</b>	<b>187</b>	<b>163</b>	<b>140</b>	<b>158</b>	<b>141</b>	<b>107</b>	<b>84</b>	<b>62</b>	<b>42</b>	<b>26</b>	<b>26</b>	<b>10</b>	<b>9</b>	<b>3</b>	<b>1</b>	<b>0</b>	<b>2,077</b>
<b>734 84 Sakimay First Nation</b>																						
Male	7	32	40	61	59	40	33	31	39	29	16	13	12	5	2	4	1	2	0	0	0	426
Female	12	27	54	64	48	42	38	34	21	31	25	14	9	7	7	4	4	1	0	0	0	442
<b>Total</b>	<b>19</b>	<b>59</b>	<b>94</b>	<b>125</b>	<b>107</b>	<b>82</b>	<b>71</b>	<b>65</b>	<b>60</b>	<b>60</b>	<b>41</b>	<b>27</b>	<b>21</b>	<b>12</b>	<b>9</b>	<b>8</b>	<b>5</b>	<b>3</b>	<b>0</b>	<b>0</b>	<b>0</b>	<b>868</b>
<b>735 84 Cote First Nation</b>																						
Male	22	79	103	130	114	111	74	83	73	65	49	41	29	22	8	5	5	2	0	0	0	1,015
Female	29	92	111	104	130	88	91	89	87	66	46	36	20	19	10	8	6	3	1	0	0	1,036
<b>Total</b>	<b>51</b>	<b>171</b>	<b>214</b>	<b>234</b>	<b>244</b>	<b>199</b>	<b>165</b>	<b>172</b>	<b>160</b>	<b>131</b>	<b>95</b>	<b>77</b>	<b>49</b>	<b>41</b>	<b>18</b>	<b>13</b>	<b>11</b>	<b>5</b>	<b>1</b>	<b>0</b>	<b>0</b>	<b>2,051</b>
<b>736 84 Keeseekoose First Nation</b>																						
Male	11	61	91	97	85	72	49	53	40	50	30	20	13	5	7	3	2	0	0	0	0	689
Female	19	47	83	90	92	57	67	47	56	56	28	20	19	15	5	2	3	1	1	0	0	708
<b>Total</b>	<b>30</b>	<b>108</b>	<b>174</b>	<b>187</b>	<b>177</b>	<b>129</b>	<b>116</b>	<b>100</b>	<b>96</b>	<b>106</b>	<b>58</b>	<b>40</b>	<b>32</b>	<b>20</b>	<b>12</b>	<b>5</b>	<b>5</b>	<b>1</b>	<b>1</b>	<b>0</b>	<b>0</b>	<b>1,397</b>
<b>737 84 Key First Nation</b>																						
Male	5	24	41	42	41	23	25	20	25	21	10	9	8	2	3	0	0	3	0	0	0	302
Female	8	13	38	41	30	22	23	26	20	21	14	10	8	4	3	5	1	0	0	1	0	288
<b>Total</b>	<b>13</b>	<b>37</b>	<b>79</b>	<b>83</b>	<b>71</b>	<b>45</b>	<b>48</b>	<b>46</b>	<b>45</b>	<b>42</b>	<b>24</b>	<b>19</b>	<b>16</b>	<b>6</b>	<b>6</b>	<b>5</b>	<b>1</b>	<b>3</b>	<b>0</b>	<b>1</b>	<b>0</b>	<b>590</b>
<b>740 80 Flying Dust First Nation</b>																						
Male	11	30	46	57	36	23	23	20	24	24	16	16	10	7	5	5	3	0	1	1	0	358
Female	12	42	42	54	45	24	26	28	28	25	24	11	12	10	6	8	1	0	1	0	1	400
<b>Total</b>	<b>23</b>	<b>72</b>	<b>88</b>	<b>111</b>	<b>81</b>	<b>47</b>	<b>49</b>	<b>48</b>	<b>52</b>	<b>49</b>	<b>40</b>	<b>27</b>	<b>22</b>	<b>17</b>	<b>11</b>	<b>13</b>	<b>4</b>	<b>0</b>	<b>2</b>	<b>1</b>	<b>1</b>	<b>758</b>

2004 Covered Population

**Saskatchewan Registered Indian Persons by First Nations Residence Code, Sex and Age Group**

Residence Code	Age Groupings																				Total	
	< 1	1 to 4	5 to 9	10 to 14	15 to 19	20 to 24	25 to 29	30 to 34	35 to 39	40 to 44	45 to 49	50 to 54	55 to 59	60 to 64	65 to 69	70 to 74	75 to 79	80 to 84	85 to 89	90 to 94		95 +
<b>741 80 Waterhen Lake First Nation</b>																						
Male	17	60	93	82	66	62	51	48	46	39	20	30	12	8	4	1	6	0	1	0	0	646
Female	20	66	74	76	74	53	65	41	44	37	47	21	17	10	5	4	2	2	0	0	0	658
<b>Total</b>	<b>37</b>	<b>126</b>	<b>167</b>	<b>158</b>	<b>140</b>	<b>115</b>	<b>116</b>	<b>89</b>	<b>90</b>	<b>76</b>	<b>67</b>	<b>51</b>	<b>29</b>	<b>18</b>	<b>9</b>	<b>5</b>	<b>8</b>	<b>2</b>	<b>1</b>	<b>0</b>	<b>0</b>	<b>1,304</b>
<b>742 80 Makwa Sahgaiehan First Nation</b>																						
Male	13	61	77	89	63	47	44	45	34	36	21	13	5	4	0	2	2	0	0	0	0	556
Female	17	65	79	72	68	43	40	36	40	25	24	4	7	4	3	2	1	4	0	1	0	535
<b>Total</b>	<b>30</b>	<b>126</b>	<b>156</b>	<b>161</b>	<b>131</b>	<b>90</b>	<b>84</b>	<b>81</b>	<b>74</b>	<b>61</b>	<b>45</b>	<b>17</b>	<b>12</b>	<b>8</b>	<b>3</b>	<b>4</b>	<b>3</b>	<b>4</b>	<b>0</b>	<b>1</b>	<b>0</b>	<b>1,091</b>
<b>743 80 Island Lake First Nation</b>																						
Male	8	46	81	69	62	36	41	23	28	35	17	13	5	12	4	3	0	1	0	0	0	484
Female	15	60	62	77	60	57	32	38	42	22	21	9	10	11	7	0	2	1	1	0	0	527
<b>Total</b>	<b>23</b>	<b>106</b>	<b>143</b>	<b>146</b>	<b>122</b>	<b>93</b>	<b>73</b>	<b>61</b>	<b>70</b>	<b>57</b>	<b>38</b>	<b>22</b>	<b>15</b>	<b>23</b>	<b>11</b>	<b>3</b>	<b>2</b>	<b>2</b>	<b>1</b>	<b>0</b>	<b>0</b>	<b>1,011</b>
<b>744 80 Joseph Bighead First Nation</b>																						
Male	11	43	54	68	48	32	28	16	14	14	9	12	7	2	2	2	1	1	0	0	0	364
Female	11	53	57	55	53	42	36	29	21	19	17	9	4	3	4	0	2	1	0	0	0	416
<b>Total</b>	<b>22</b>	<b>96</b>	<b>111</b>	<b>123</b>	<b>101</b>	<b>74</b>	<b>64</b>	<b>45</b>	<b>35</b>	<b>33</b>	<b>26</b>	<b>21</b>	<b>11</b>	<b>5</b>	<b>6</b>	<b>2</b>	<b>3</b>	<b>2</b>	<b>0</b>	<b>0</b>	<b>0</b>	<b>780</b>
<b>745 80 Birch Narrows First Nation</b>																						
Male	6	21	31	40	31	27	14	28	20	10	10	7	2	5	1	3	2	1	0	0	0	259
Female	8	23	30	38	37	18	19	20	31	18	10	6	9	4	3	2	1	0	1	0	0	278
<b>Total</b>	<b>14</b>	<b>44</b>	<b>61</b>	<b>78</b>	<b>68</b>	<b>45</b>	<b>33</b>	<b>48</b>	<b>51</b>	<b>28</b>	<b>20</b>	<b>13</b>	<b>11</b>	<b>9</b>	<b>4</b>	<b>5</b>	<b>3</b>	<b>1</b>	<b>1</b>	<b>0</b>	<b>0</b>	<b>537</b>
<b>746 80 Canoe Lake First Nation</b>																						
Male	24	79	82	118	98	71	53	43	57	44	31	24	24	20	13	7	7	6	2	1	1	805
Female	26	68	82	95	80	56	55	56	55	45	42	29	18	26	9	12	5	6	3	0	0	768
<b>Total</b>	<b>50</b>	<b>147</b>	<b>164</b>	<b>213</b>	<b>178</b>	<b>127</b>	<b>108</b>	<b>99</b>	<b>112</b>	<b>89</b>	<b>73</b>	<b>53</b>	<b>42</b>	<b>46</b>	<b>22</b>	<b>19</b>	<b>12</b>	<b>12</b>	<b>5</b>	<b>1</b>	<b>1</b>	<b>1,573</b>
<b>747 80 Buffalo River Dene Nation</b>																						
Male	10	34	57	50	59	33	24	40	54	28	22	20	11	9	15	2	5	1	1	1	0	476
Female	10	32	48	51	62	39	29	32	37	32	24	14	15	6	7	5	3	5	0	0	0	451
<b>Total</b>	<b>20</b>	<b>66</b>	<b>105</b>	<b>101</b>	<b>121</b>	<b>72</b>	<b>53</b>	<b>72</b>	<b>91</b>	<b>60</b>	<b>46</b>	<b>34</b>	<b>26</b>	<b>15</b>	<b>22</b>	<b>7</b>	<b>8</b>	<b>6</b>	<b>1</b>	<b>1</b>	<b>0</b>	<b>927</b>
<b>748 80 Clearwater River Dene Nation</b>																						
Male	18	45	79	94	73	47	60	55	51	33	27	19	4	8	8	3	6	2	1	1	0	634
Female	14	50	61	87	91	53	51	63	36	31	26	28	10	10	7	6	2	3	1	0	0	630
<b>Total</b>	<b>32</b>	<b>95</b>	<b>140</b>	<b>181</b>	<b>164</b>	<b>100</b>	<b>111</b>	<b>118</b>	<b>87</b>	<b>64</b>	<b>53</b>	<b>47</b>	<b>14</b>	<b>18</b>	<b>15</b>	<b>9</b>	<b>8</b>	<b>5</b>	<b>2</b>	<b>1</b>	<b>0</b>	<b>1,264</b>
<b>749 82 Black Lake First Nation</b>																						
Male	28	75	87	98	102	85	63	55	52	33	21	16	13	19	4	7	3	3	1	1	0	766
Female	23	68	92	90	100	87	65	60	53	41	31	23	14	9	7	6	1	2	0	1	0	773
<b>Total</b>	<b>51</b>	<b>143</b>	<b>179</b>	<b>188</b>	<b>202</b>	<b>172</b>	<b>128</b>	<b>115</b>	<b>105</b>	<b>74</b>	<b>52</b>	<b>39</b>	<b>27</b>	<b>28</b>	<b>11</b>	<b>13</b>	<b>4</b>	<b>5</b>	<b>1</b>	<b>2</b>	<b>0</b>	<b>1,539</b>
<b>750 82 Fond du Lac Denesuline First Nation</b>																						
Male	18	57	73	66	90	44	41	55	54	39	17	15	8	11	8	8	3	3	0	1	0	611
Female	10	56	67	90	63	67	41	53	53	39	20	19	19	12	2	9	3	2	1	0	1	627
<b>Total</b>	<b>28</b>	<b>113</b>	<b>140</b>	<b>156</b>	<b>153</b>	<b>111</b>	<b>82</b>	<b>108</b>	<b>107</b>	<b>78</b>	<b>37</b>	<b>34</b>	<b>27</b>	<b>23</b>	<b>10</b>	<b>17</b>	<b>6</b>	<b>5</b>	<b>1</b>	<b>1</b>	<b>1</b>	<b>1,238</b>



2004 Covered Population

**Saskatchewan Registered Indian Persons by First Nations Residence Code, Sex and Age Group**

Residence Code	Age Groupings																				Total	
	< 1	1 to 4	5 to 9	10 to 14	15 to 19	20 to 24	25 to 29	30 to 34	35 to 39	40 to 44	45 to 49	50 to 54	55 to 59	60 to 64	65 to 69	70 to 74	75 to 79	80 to 84	85 to 89	90 to 94		95 +
<b>751 80 English River First Nation</b>																						
Male	9	50	63	47	64	45	37	53	35	36	27	22	19	15	11	11	6	2	0	1	0	
Female	9	47	56	75	46	50	42	48	53	39	31	26	18	16	7	10	4	5	1	1	0	
<b>Total</b>	<b>18</b>	<b>97</b>	<b>119</b>	<b>122</b>	<b>110</b>	<b>95</b>	<b>79</b>	<b>101</b>	<b>88</b>	<b>75</b>	<b>58</b>	<b>48</b>	<b>37</b>	<b>31</b>	<b>18</b>	<b>21</b>	<b>10</b>	<b>7</b>	<b>1</b>	<b>2</b>	<b>0</b>	
<b>756 84 Wood Mountain First Nation</b>																						
Male	1	0	0	2	2	1	9	5	3	4	5	2	1	2	4	4	0	0	1	0	0	
Female	0	2	1	3	1	2	2	3	2	4	5	3	1	3	3	2	1	0	0	0	0	
<b>Total</b>	<b>1</b>	<b>2</b>	<b>1</b>	<b>5</b>	<b>3</b>	<b>3</b>	<b>11</b>	<b>8</b>	<b>5</b>	<b>8</b>	<b>10</b>	<b>5</b>	<b>2</b>	<b>5</b>	<b>7</b>	<b>6</b>	<b>1</b>	<b>0</b>	<b>1</b>	<b>0</b>	<b>0</b>	
<b>757 84 Nekaneet First Nation</b>																						
Male	4	24	22	13	13	16	16	11	9	9	13	4	3	3	1	2	0	0	1	0	0	
Female	6	6	24	16	22	14	12	10	10	11	11	6	3	2	4	1	2	0	0	0	0	
<b>Total</b>	<b>10</b>	<b>30</b>	<b>46</b>	<b>29</b>	<b>35</b>	<b>30</b>	<b>28</b>	<b>21</b>	<b>19</b>	<b>20</b>	<b>24</b>	<b>10</b>	<b>6</b>	<b>5</b>	<b>5</b>	<b>3</b>	<b>2</b>	<b>0</b>	<b>1</b>	<b>0</b>	<b>0</b>	
<b>759 80 White Cap Dakota Sioux First Nation</b>																						
Male	6	21	24	20	18	13	19	13	13	9	7	7	3	3	3	2	0	0	0	0	0	
Female	7	16	13	21	27	16	18	11	16	20	5	4	14	5	3	2	0	1	0	0	0	
<b>Total</b>	<b>13</b>	<b>37</b>	<b>37</b>	<b>41</b>	<b>45</b>	<b>29</b>	<b>37</b>	<b>24</b>	<b>29</b>	<b>29</b>	<b>12</b>	<b>11</b>	<b>17</b>	<b>8</b>	<b>6</b>	<b>4</b>	<b>0</b>	<b>1</b>	<b>0</b>	<b>0</b>	<b>0</b>	
<b>760 82 One Arrow First Nation</b>																						
Male	21	83	79	71	74	60	39	30	34	30	27	13	11	5	5	1	4	0	0	0	0	
Female	22	52	67	69	58	63	38	44	43	48	24	11	10	6	6	7	2	1	1	0	0	
<b>Total</b>	<b>43</b>	<b>135</b>	<b>146</b>	<b>140</b>	<b>132</b>	<b>123</b>	<b>77</b>	<b>74</b>	<b>77</b>	<b>78</b>	<b>51</b>	<b>24</b>	<b>21</b>	<b>11</b>	<b>11</b>	<b>8</b>	<b>6</b>	<b>1</b>	<b>1</b>	<b>0</b>	<b>0</b>	
<b>761 82 Beardy's and Okemasis</b>																						
Male	31	116	159	141	128	112	91	77	72	70	55	39	31	14	8	8	8	0	2	0	0	
Female	29	117	157	135	132	115	97	96	77	71	74	57	29	17	14	9	9	4	2	0	1	
<b>Total</b>	<b>60</b>	<b>233</b>	<b>316</b>	<b>276</b>	<b>260</b>	<b>227</b>	<b>188</b>	<b>173</b>	<b>149</b>	<b>141</b>	<b>129</b>	<b>96</b>	<b>60</b>	<b>31</b>	<b>22</b>	<b>17</b>	<b>17</b>	<b>4</b>	<b>4</b>	<b>0</b>	<b>1</b>	
<b>762 82 Muskoday First Nation</b>																						
Male	9	40	51	58	52	46	36	32	36	42	32	17	10	13	10	5	2	3	0	1	0	
Female	10	35	48	75	50	47	44	32	37	41	37	27	25	19	16	7	3	4	3	1	1	
<b>Total</b>	<b>19</b>	<b>75</b>	<b>99</b>	<b>133</b>	<b>102</b>	<b>93</b>	<b>80</b>	<b>64</b>	<b>73</b>	<b>83</b>	<b>69</b>	<b>44</b>	<b>35</b>	<b>32</b>	<b>26</b>	<b>12</b>	<b>5</b>	<b>7</b>	<b>3</b>	<b>2</b>	<b>1</b>	
<b>763 82 James Smith Cree Nation</b>																						
Male	26	108	154	150	124	105	82	88	80	73	57	48	30	22	9	15	6	1	0	0	0	
Female	32	105	145	149	110	95	104	74	91	56	49	40	39	18	6	8	6	4	2	1	0	
<b>Total</b>	<b>58</b>	<b>213</b>	<b>299</b>	<b>299</b>	<b>234</b>	<b>200</b>	<b>186</b>	<b>162</b>	<b>171</b>	<b>129</b>	<b>106</b>	<b>88</b>	<b>69</b>	<b>40</b>	<b>15</b>	<b>23</b>	<b>12</b>	<b>5</b>	<b>2</b>	<b>1</b>	<b>0</b>	
<b>764 82 Muskeg Lake Cree Nation</b>																						
Male	9	53	63	56	55	45	42	38	38	31	31	29	20	14	9	7	2	1	1	0	0	
Female	11	57	57	64	56	47	33	44	31	34	45	27	16	11	7	9	7	2	3	0	0	
<b>Total</b>	<b>20</b>	<b>110</b>	<b>120</b>	<b>120</b>	<b>111</b>	<b>92</b>	<b>75</b>	<b>82</b>	<b>69</b>	<b>65</b>	<b>76</b>	<b>56</b>	<b>36</b>	<b>25</b>	<b>16</b>	<b>16</b>	<b>9</b>	<b>3</b>	<b>4</b>	<b>0</b>	<b>0</b>	
<b>765 82 Mistawasis Band</b>																						
Male	27	75	97	95	99	75	68	48	61	53	39	32	22	16	18	5	4	2	2	0	1	
Female	18	81	110	103	99	65	76	68	64	52	43	40	18	14	6	8	9	3	0	0	0	
<b>Total</b>	<b>45</b>	<b>156</b>	<b>207</b>	<b>198</b>	<b>198</b>	<b>140</b>	<b>144</b>	<b>116</b>	<b>125</b>	<b>105</b>	<b>82</b>	<b>72</b>	<b>40</b>	<b>30</b>	<b>24</b>	<b>13</b>	<b>13</b>	<b>5</b>	<b>2</b>	<b>0</b>	<b>1</b>	

2004 Covered Population

**Saskatchewan Registered Indian Persons by First Nations Residence Code, Sex and Age Group**

Residence Code	Age Groupings																				Total	
	< 1	1 to 4	5 to 9	10 to 14	15 to 19	20 to 24	25 to 29	30 to 34	35 to 39	40 to 44	45 to 49	50 to 54	55 to 59	60 to 64	65 to 69	70 to 74	75 to 79	80 to 84	85 to 89	90 to 94		95 +
<b>766 82 Ahtahkakoop Cree Nation</b>																						
Male	23	109	136	142	118	98	77	91	86	62	55	47	28	25	12	11	4	2	1	0	0	1,127
Female	30	103	119	150	108	92	85	99	73	70	44	43	33	25	17	15	8	6	3	2	0	1,125
<b>Total</b>	<b>53</b>	<b>212</b>	<b>255</b>	<b>292</b>	<b>226</b>	<b>190</b>	<b>162</b>	<b>190</b>	<b>159</b>	<b>132</b>	<b>99</b>	<b>90</b>	<b>61</b>	<b>50</b>	<b>29</b>	<b>26</b>	<b>12</b>	<b>8</b>	<b>4</b>	<b>2</b>	<b>0</b>	<b>2,252</b>
<b>767 82 Big River First Nation</b>																						
Male	39	163	157	178	131	127	102	98	87	49	45	34	16	12	9	8	4	4	2	1	0	1,266
Female	38	120	170	161	133	147	94	96	71	63	51	31	21	14	12	8	4	1	4	1	0	1,240
<b>Total</b>	<b>77</b>	<b>283</b>	<b>327</b>	<b>339</b>	<b>264</b>	<b>274</b>	<b>196</b>	<b>194</b>	<b>158</b>	<b>112</b>	<b>96</b>	<b>65</b>	<b>37</b>	<b>26</b>	<b>21</b>	<b>16</b>	<b>8</b>	<b>5</b>	<b>6</b>	<b>2</b>	<b>0</b>	<b>2,506</b>
<b>768 82 Pelican Lake First Nation</b>																						
Male	13	73	88	88	67	56	44	30	38	21	20	10	10	3	3	0	3	0	1	0	0	568
Female	17	66	87	64	53	51	38	34	25	26	15	9	9	6	9	2	0	0	0	0	0	511
<b>Total</b>	<b>30</b>	<b>139</b>	<b>175</b>	<b>152</b>	<b>120</b>	<b>107</b>	<b>82</b>	<b>64</b>	<b>63</b>	<b>47</b>	<b>35</b>	<b>19</b>	<b>19</b>	<b>9</b>	<b>12</b>	<b>2</b>	<b>3</b>	<b>0</b>	<b>1</b>	<b>0</b>	<b>0</b>	<b>1,079</b>
<b>769 82 Witcheakan Lake First Nation</b>																						
Male	8	38	46	44	26	30	24	15	12	12	10	5	4	1	2	2	2	0	0	0	0	281
Female	5	31	34	40	30	26	25	18	16	16	8	10	2	2	2	1	1	3	0	0	0	270
<b>Total</b>	<b>13</b>	<b>69</b>	<b>80</b>	<b>84</b>	<b>56</b>	<b>56</b>	<b>49</b>	<b>33</b>	<b>28</b>	<b>28</b>	<b>18</b>	<b>15</b>	<b>6</b>	<b>3</b>	<b>4</b>	<b>3</b>	<b>3</b>	<b>3</b>	<b>0</b>	<b>0</b>	<b>0</b>	<b>551</b>
<b>770 84 Piapot First Nation</b>																						
Male	24	64	106	111	105	75	60	58	50	59	45	28	8	8	11	9	3	4	1	1	0	830
Female	22	78	105	118	90	63	62	60	64	46	38	18	24	14	12	11	1	2	1	1	1	831
<b>Total</b>	<b>46</b>	<b>142</b>	<b>211</b>	<b>229</b>	<b>195</b>	<b>138</b>	<b>122</b>	<b>118</b>	<b>114</b>	<b>105</b>	<b>83</b>	<b>46</b>	<b>32</b>	<b>22</b>	<b>23</b>	<b>20</b>	<b>4</b>	<b>6</b>	<b>2</b>	<b>2</b>	<b>1</b>	<b>1,661</b>
<b>771 84 Muscowpetung First Nation</b>																						
Male	5	31	47	58	40	52	38	28	40	38	20	15	14	10	5	5	2	0	0	0	0	448
Female	15	28	49	62	41	33	39	42	28	34	29	19	13	10	10	8	4	4	0	0	0	468
<b>Total</b>	<b>20</b>	<b>59</b>	<b>96</b>	<b>120</b>	<b>81</b>	<b>85</b>	<b>77</b>	<b>70</b>	<b>68</b>	<b>72</b>	<b>49</b>	<b>34</b>	<b>27</b>	<b>20</b>	<b>15</b>	<b>13</b>	<b>6</b>	<b>4</b>	<b>0</b>	<b>0</b>	<b>0</b>	<b>916</b>
<b>772 84 Pasqua First Nation</b>																						
Male	19	53	72	107	76	59	50	44	44	51	29	17	14	8	13	7	2	2	0	2	0	669
Female	19	44	68	78	78	69	49	32	53	38	32	13	18	7	9	7	3	4	1	1	0	623
<b>Total</b>	<b>38</b>	<b>97</b>	<b>140</b>	<b>185</b>	<b>154</b>	<b>128</b>	<b>99</b>	<b>76</b>	<b>97</b>	<b>89</b>	<b>61</b>	<b>30</b>	<b>32</b>	<b>15</b>	<b>22</b>	<b>14</b>	<b>5</b>	<b>6</b>	<b>1</b>	<b>3</b>	<b>0</b>	<b>1,292</b>
<b>773 84 Carry the Kettle First Nation</b>																						
Male	25	71	106	120	89	69	61	60	58	54	28	25	15	10	11	15	6	0	0	0	0	823
Female	13	69	115	102	90	82	67	64	58	63	35	32	29	19	12	13	3	4	2	2	1	875
<b>Total</b>	<b>38</b>	<b>140</b>	<b>221</b>	<b>222</b>	<b>179</b>	<b>151</b>	<b>128</b>	<b>124</b>	<b>116</b>	<b>117</b>	<b>63</b>	<b>57</b>	<b>44</b>	<b>29</b>	<b>23</b>	<b>28</b>	<b>9</b>	<b>4</b>	<b>2</b>	<b>2</b>	<b>1</b>	<b>1,698</b>
<b>774 84 Little Black Bear First Nation</b>																						
Male	4	11	23	28	21	12	19	13	12	11	14	6	9	5	1	1	0	0	0	0	0	190
Female	7	18	26	34	18	11	11	20	17	6	14	5	7	4	4	3	1	0	1	1	0	208
<b>Total</b>	<b>11</b>	<b>29</b>	<b>49</b>	<b>62</b>	<b>39</b>	<b>23</b>	<b>30</b>	<b>33</b>	<b>29</b>	<b>17</b>	<b>28</b>	<b>11</b>	<b>16</b>	<b>9</b>	<b>5</b>	<b>4</b>	<b>1</b>	<b>0</b>	<b>1</b>	<b>1</b>	<b>0</b>	<b>398</b>
<b>775 84 Star Blanket Cree Nation</b>																						
Male	2	12	30	33	24	19	15	12	15	12	13	5	9	6	3	1	2	0	1	0	0	214
Female	7	26	29	26	26	16	16	17	22	16	16	6	8	4	4	2	3	2	1	0	0	247
<b>Total</b>	<b>9</b>	<b>38</b>	<b>59</b>	<b>59</b>	<b>50</b>	<b>35</b>	<b>31</b>	<b>29</b>	<b>37</b>	<b>28</b>	<b>29</b>	<b>11</b>	<b>17</b>	<b>10</b>	<b>7</b>	<b>3</b>	<b>5</b>	<b>2</b>	<b>2</b>	<b>0</b>	<b>0</b>	<b>461</b>

2004 Covered Population

**Saskatchewan Registered Indian Persons by First Nations Residence Code, Sex and Age Group**

Residence Code	Age Groupings																				Total	
	< 1	1 to 4	5 to 9	10 to 14	15 to 19	20 to 24	25 to 29	30 to 34	35 to 39	40 to 44	45 to 49	50 to 54	55 to 59	60 to 64	65 to 69	70 to 74	75 to 79	80 to 84	85 to 89	90 to 94		95 +
<b>776 84 Okanese First Nation</b>																						
Male	5	23	23	23	24	15	13	14	14	6	5	1	6	3	6	1	1	0	0	0	0	183
Female	3	19	17	27	18	19	16	15	10	10	7	11	6	2	3	2	2	0	0	0	0	187
<b>Total</b>	<b>8</b>	<b>42</b>	<b>40</b>	<b>50</b>	<b>42</b>	<b>34</b>	<b>29</b>	<b>29</b>	<b>24</b>	<b>16</b>	<b>12</b>	<b>12</b>	<b>12</b>	<b>5</b>	<b>9</b>	<b>3</b>	<b>3</b>	<b>0</b>	<b>0</b>	<b>0</b>	<b>0</b>	<b>370</b>
<b>777 84 Peepeekisis First Nation</b>																						
Male	24	64	102	106	84	60	68	71	59	46	38	23	29	21	19	9	4	2	2	0	0	831
Female	28	63	113	98	75	67	65	57	48	54	35	42	34	18	14	7	3	7	3	1	0	832
<b>Total</b>	<b>52</b>	<b>127</b>	<b>215</b>	<b>204</b>	<b>159</b>	<b>127</b>	<b>133</b>	<b>128</b>	<b>107</b>	<b>100</b>	<b>73</b>	<b>65</b>	<b>63</b>	<b>39</b>	<b>33</b>	<b>16</b>	<b>7</b>	<b>9</b>	<b>5</b>	<b>1</b>	<b>0</b>	<b>1,663</b>
<b>778 84 Standing Buffalo Dakota First Nation</b>																						
Male	14	32	51	44	56	30	29	29	29	25	14	14	8	8	4	1	3	2	0	1	0	394
Female	11	29	42	42	37	37	37	46	36	22	23	15	9	8	6	1	5	2	2	0	1	411
<b>Total</b>	<b>25</b>	<b>61</b>	<b>93</b>	<b>86</b>	<b>93</b>	<b>67</b>	<b>66</b>	<b>75</b>	<b>65</b>	<b>47</b>	<b>37</b>	<b>29</b>	<b>17</b>	<b>16</b>	<b>10</b>	<b>2</b>	<b>8</b>	<b>4</b>	<b>2</b>	<b>1</b>	<b>1</b>	<b>805</b>
<b>780 84 Muskowekwan First Nation</b>																						
Male	16	41	56	66	47	58	42	38	33	38	24	18	12	9	1	4	3	1	1	0	0	508
Female	9	44	56	57	65	47	42	33	44	38	23	17	12	8	11	6	3	1	3	1	0	520
<b>Total</b>	<b>25</b>	<b>85</b>	<b>112</b>	<b>123</b>	<b>112</b>	<b>105</b>	<b>84</b>	<b>71</b>	<b>77</b>	<b>76</b>	<b>47</b>	<b>35</b>	<b>24</b>	<b>17</b>	<b>12</b>	<b>10</b>	<b>6</b>	<b>2</b>	<b>4</b>	<b>1</b>	<b>0</b>	<b>1,028</b>
<b>781 84 Gordon First Nation</b>																						
Male	29	105	137	154	134	97	75	101	81	60	58	31	23	21	17	5	6	3	1	0	0	1,138
Female	28	95	125	146	106	94	97	85	81	67	55	47	26	18	14	14	7	5	3	0	0	1,113
<b>Total</b>	<b>57</b>	<b>200</b>	<b>262</b>	<b>300</b>	<b>240</b>	<b>191</b>	<b>172</b>	<b>186</b>	<b>162</b>	<b>127</b>	<b>113</b>	<b>78</b>	<b>49</b>	<b>39</b>	<b>31</b>	<b>19</b>	<b>13</b>	<b>8</b>	<b>4</b>	<b>0</b>	<b>0</b>	<b>2,251</b>
<b>782 84 Kawacatoose First Nation</b>																						
Male	30	102	127	149	115	93	93	75	56	65	41	24	21	17	7	4	3	3	1	0	0	1,026
Female	36	110	143	157	115	101	62	90	80	56	48	25	19	13	15	12	4	4	1	0	0	1,091
<b>Total</b>	<b>66</b>	<b>212</b>	<b>270</b>	<b>306</b>	<b>230</b>	<b>194</b>	<b>155</b>	<b>165</b>	<b>136</b>	<b>121</b>	<b>89</b>	<b>49</b>	<b>40</b>	<b>30</b>	<b>22</b>	<b>16</b>	<b>7</b>	<b>7</b>	<b>2</b>	<b>0</b>	<b>0</b>	<b>2,117</b>
<b>783 84 Day Star First Nation</b>																						
Male	3	12	18	15	19	22	11	15	19	18	12	7	4	3	2	2	3	2	0	0	0	187
Female	0	7	14	16	20	15	9	11	15	15	11	6	3	3	5	0	1	2	0	0	0	153
<b>Total</b>	<b>3</b>	<b>19</b>	<b>32</b>	<b>31</b>	<b>39</b>	<b>37</b>	<b>20</b>	<b>26</b>	<b>34</b>	<b>33</b>	<b>23</b>	<b>13</b>	<b>7</b>	<b>6</b>	<b>7</b>	<b>2</b>	<b>4</b>	<b>4</b>	<b>0</b>	<b>0</b>	<b>0</b>	<b>340</b>
<b>784 84 Kinistin Saulteaux Nation</b>																						
Male	6	39	39	35	44	44	30	21	21	20	15	7	5	6	3	2	2	0	0	0	0	339
Female	12	23	46	60	35	31	25	31	26	14	14	9	7	2	4	1	0	0	0	0	0	340
<b>Total</b>	<b>18</b>	<b>62</b>	<b>85</b>	<b>95</b>	<b>79</b>	<b>75</b>	<b>55</b>	<b>52</b>	<b>47</b>	<b>34</b>	<b>29</b>	<b>16</b>	<b>12</b>	<b>8</b>	<b>7</b>	<b>3</b>	<b>2</b>	<b>0</b>	<b>0</b>	<b>0</b>	<b>0</b>	<b>679</b>
<b>785 84 Yellowquill First Nation</b>																						
Male	35	103	146	140	137	94	56	79	53	51	39	20	21	11	4	3	2	1	0	0	0	995
Female	29	109	121	116	110	115	77	57	67	58	33	40	14	9	10	6	5	2	0	0	0	978
<b>Total</b>	<b>64</b>	<b>212</b>	<b>267</b>	<b>256</b>	<b>247</b>	<b>209</b>	<b>133</b>	<b>136</b>	<b>120</b>	<b>109</b>	<b>72</b>	<b>60</b>	<b>35</b>	<b>20</b>	<b>14</b>	<b>9</b>	<b>7</b>	<b>3</b>	<b>0</b>	<b>0</b>	<b>0</b>	<b>1,973</b>
<b>786 84 Fishing Lake First Nation</b>																						
Male	13	52	53	72	72	45	37	42	35	38	19	18	15	10	6	6	2	2	0	0	0	537
Female	16	41	61	62	63	53	40	38	34	32	25	13	16	10	5	4	3	2	0	1	0	519
<b>Total</b>	<b>29</b>	<b>93</b>	<b>114</b>	<b>134</b>	<b>135</b>	<b>98</b>	<b>77</b>	<b>80</b>	<b>69</b>	<b>70</b>	<b>44</b>	<b>31</b>	<b>31</b>	<b>20</b>	<b>11</b>	<b>10</b>	<b>5</b>	<b>4</b>	<b>0</b>	<b>1</b>	<b>0</b>	<b>1,056</b>

*2004 Covered Population*

**Saskatchewan Registered Indian Persons by First Nations Residence Code, Sex and Age Group**

Residence Code	Age Groupings																				Total	
	< 1	1 to 4	5 to 9	10 to 14	15 to 19	20 to 24	25 to 29	30 to 34	35 to 39	40 to 44	45 to 49	50 to 54	55 to 59	60 to 64	65 to 69	70 to 74	75 to 79	80 to 84	85 to 89	90 to 94		95 +
<b>799 84 Fort Qu'Appelle Zone</b>																						
Male	49	124	260	298	277	214	215	224	197	142	102	61	40	34	12	5	4	1	4	0	0	2,263
Female	50	111	247	305	275	234	249	229	205	182	152	101	69	28	30	18	5	5	1	0	0	2,496
<b>Total</b>	<b>99</b>	<b>235</b>	<b>507</b>	<b>603</b>	<b>552</b>	<b>448</b>	<b>464</b>	<b>453</b>	<b>402</b>	<b>324</b>	<b>254</b>	<b>162</b>	<b>109</b>	<b>62</b>	<b>42</b>	<b>23</b>	<b>9</b>	<b>6</b>	<b>5</b>	<b>0</b>	<b>0</b>	<b>4,759</b>
<b>Total Covered Population</b>																						
<b>Saskatchewan Registered Indian Persons by First Nations Residence Code, Sex and Age Group</b>																						
Male	1,304	4,803	6,291	6,772	5,807	4,463	3,753	3,662	3,394	2,805	2,107	1,483	1,078	759	517	394	221	115	52	18	5	49,803
Female	1,365	4,649	6,146	6,474	5,565	4,506	3,941	3,827	3,589	3,023	2,333	1,647	1,202	815	614	456	255	182	79	32	11	50,711
<b>Total</b>	<b>2,669</b>	<b>9,452</b>	<b>12,437</b>	<b>13,246</b>	<b>11,372</b>	<b>8,969</b>	<b>7,694</b>	<b>7,489</b>	<b>6,983</b>	<b>5,828</b>	<b>4,440</b>	<b>3,130</b>	<b>2,280</b>	<b>1,574</b>	<b>1,131</b>	<b>850</b>	<b>476</b>	<b>297</b>	<b>131</b>	<b>50</b>	<b>16</b>	<b>100,514</b>

**2004 Covered Population**  
**Summary of Split Rural Municipalities by Sex and Age Group**

Residence Code	Age Groupings																					Total	
	< 1	1 to 4	5 to 9	10 to 14	15 to 19	20 to 24	25 to 29	30 to 34	35 to 39	40 to 44	45 to 49	50 to 54	55 to 59	60 to 64	65 to 69	70 to 74	75 to 79	80 to 84	85 to 89	90 to 94	95 +		
012 10 RM Poplar Valley	Male	0	2	2	13	16	8	8	6	2	16	11	9	7	9	4	5	7	5	0	0	0	130
	Female	0	1	6	10	12	9	2	4	4	11	11	9	6	6	6	4	6	1	0	0	0	108
	<b>Total</b>	<b>0</b>	<b>3</b>	<b>8</b>	<b>23</b>	<b>28</b>	<b>17</b>	<b>10</b>	<b>10</b>	<b>6</b>	<b>27</b>	<b>22</b>	<b>18</b>	<b>13</b>	<b>15</b>	<b>10</b>	<b>9</b>	<b>13</b>	<b>6</b>	<b>0</b>	<b>0</b>	<b>0</b>	<b>238</b>
091 10 RM Maryfield	Male	0	3	1	7	11	19	9	9	1	12	20	23	15	10	13	12	7	4	2	0	0	178
	Female	1	3	2	12	17	18	3	4	2	11	12	22	13	16	8	12	3	2	4	2	0	167
	<b>Total</b>	<b>1</b>	<b>6</b>	<b>3</b>	<b>19</b>	<b>28</b>	<b>37</b>	<b>12</b>	<b>13</b>	<b>3</b>	<b>23</b>	<b>32</b>	<b>45</b>	<b>28</b>	<b>26</b>	<b>21</b>	<b>24</b>	<b>10</b>	<b>6</b>	<b>6</b>	<b>2</b>	<b>0</b>	<b>345</b>
092 10 RM Walpole	Male	1	5	11	8	14	17	11	13	11	11	16	17	23	17	9	3	11	2	5	3	0	208
	Female	2	10	2	7	14	12	10	9	3	16	16	15	22	10	2	7	8	5	4	0	0	174
	<b>Total</b>	<b>3</b>	<b>15</b>	<b>13</b>	<b>15</b>	<b>28</b>	<b>29</b>	<b>21</b>	<b>22</b>	<b>14</b>	<b>27</b>	<b>32</b>	<b>32</b>	<b>45</b>	<b>27</b>	<b>11</b>	<b>10</b>	<b>19</b>	<b>7</b>	<b>9</b>	<b>3</b>	<b>0</b>	<b>382</b>
105 10 RM Glen Bain	Male	1	4	13	7	15	19	8	3	7	12	25	14	10	10	4	1	7	1	1	0	0	162
	Female	1	5	4	9	10	12	3	4	7	11	18	13	9	6	2	5	4	5	0	1	0	129
	<b>Total</b>	<b>2</b>	<b>9</b>	<b>17</b>	<b>16</b>	<b>25</b>	<b>31</b>	<b>11</b>	<b>7</b>	<b>14</b>	<b>23</b>	<b>43</b>	<b>27</b>	<b>19</b>	<b>16</b>	<b>6</b>	<b>6</b>	<b>11</b>	<b>6</b>	<b>1</b>	<b>1</b>	<b>0</b>	<b>291</b>
123 10 RM Silverwood	Male	0	4	12	11	28	28	17	7	11	15	31	18	24	22	16	9	9	5	6	0	1	274
	Female	0	3	10	14	18	26	10	5	9	19	26	23	18	16	7	8	13	4	3	1	0	233
	<b>Total</b>	<b>0</b>	<b>7</b>	<b>22</b>	<b>25</b>	<b>46</b>	<b>54</b>	<b>27</b>	<b>12</b>	<b>20</b>	<b>34</b>	<b>57</b>	<b>41</b>	<b>42</b>	<b>38</b>	<b>23</b>	<b>17</b>	<b>22</b>	<b>9</b>	<b>9</b>	<b>1</b>	<b>1</b>	<b>507</b>
124 10 RM Kingsley	Male	1	3	7	4	16	25	8	8	8	13	23	26	25	11	17	10	9	8	0	1	0	223
	Female	0	2	11	6	16	18	7	7	6	14	19	21	24	11	12	7	7	5	3	1	0	197
	<b>Total</b>	<b>1</b>	<b>5</b>	<b>18</b>	<b>10</b>	<b>32</b>	<b>43</b>	<b>15</b>	<b>15</b>	<b>14</b>	<b>27</b>	<b>42</b>	<b>47</b>	<b>49</b>	<b>22</b>	<b>29</b>	<b>17</b>	<b>16</b>	<b>13</b>	<b>3</b>	<b>2</b>	<b>0</b>	<b>420</b>
125 10 RM Chester	Male	0	3	2	15	16	24	11	7	7	16	15	23	18	11	6	17	12	5	3	0	1	212
	Female	0	3	6	12	21	13	7	4	6	15	22	14	16	10	12	9	12	8	4	0	0	194
	<b>Total</b>	<b>0</b>	<b>6</b>	<b>8</b>	<b>27</b>	<b>37</b>	<b>37</b>	<b>18</b>	<b>11</b>	<b>13</b>	<b>31</b>	<b>37</b>	<b>37</b>	<b>34</b>	<b>21</b>	<b>18</b>	<b>26</b>	<b>24</b>	<b>13</b>	<b>7</b>	<b>0</b>	<b>1</b>	<b>406</b>
160 10 RM Pense	Male	0	4	11	8	16	23	15	7	11	10	17	22	20	19	12	6	6	3	2	0	1	213
	Female	1	7	10	8	15	14	13	13	9	11	22	20	16	11	10	6	6	3	1	2	0	198
	<b>Total</b>	<b>1</b>	<b>11</b>	<b>21</b>	<b>16</b>	<b>31</b>	<b>37</b>	<b>28</b>	<b>20</b>	<b>20</b>	<b>21</b>	<b>39</b>	<b>42</b>	<b>36</b>	<b>30</b>	<b>22</b>	<b>12</b>	<b>12</b>	<b>6</b>	<b>3</b>	<b>2</b>	<b>1</b>	<b>411</b>
185 10 RM McLeod	Male	1	3	11	21	27	27	8	7	12	16	30	28	20	16	16	17	8	3	2	0	0	273
	Female	1	5	9	25	24	20	9	8	6	24	29	20	19	17	13	13	5	2	1	0	0	250
	<b>Total</b>	<b>2</b>	<b>8</b>	<b>20</b>	<b>46</b>	<b>51</b>	<b>47</b>	<b>17</b>	<b>15</b>	<b>18</b>	<b>40</b>	<b>59</b>	<b>48</b>	<b>39</b>	<b>33</b>	<b>29</b>	<b>30</b>	<b>13</b>	<b>5</b>	<b>3</b>	<b>0</b>	<b>0</b>	<b>523</b>
190 10 RM Dufferin	Male	2	3	8	20	31	34	13	6	4	16	22	20	16	19	11	6	10	7	0	0	0	248
	Female	0	5	5	16	22	17	8	5	7	17	22	24	17	9	11	8	3	8	0	0	0	204
	<b>Total</b>	<b>2</b>	<b>8</b>	<b>13</b>	<b>36</b>	<b>53</b>	<b>51</b>	<b>21</b>	<b>11</b>	<b>11</b>	<b>33</b>	<b>44</b>	<b>44</b>	<b>33</b>	<b>28</b>	<b>22</b>	<b>14</b>	<b>13</b>	<b>15</b>	<b>0</b>	<b>0</b>	<b>0</b>	<b>452</b>

**2004 Covered Population**  
**Summary of Split Rural Municipalities by Sex and Age Group**

Residence Code	Age Groupings																					Total	
	< 1	1 to 4	5 to 9	10 to 14	15 to 19	20 to 24	25 to 29	30 to 34	35 to 39	40 to 44	45 to 49	50 to 54	55 to 59	60 to 64	65 to 69	70 to 74	75 to 79	80 to 84	85 to 89	90 to 94	95 +		
216 10 RM Tullymet	Male	2	3	4	8	11	15	9	3	6	11	15	9	15	12	10	5	9	6	1	0	0	154
	Female	0	4	5	7	9	7	4	2	6	8	10	10	8	15	4	4	7	1	1	0	0	112
	<b>Total</b>	<b>2</b>	<b>7</b>	<b>9</b>	<b>15</b>	<b>20</b>	<b>22</b>	<b>13</b>	<b>5</b>	<b>12</b>	<b>19</b>	<b>25</b>	<b>19</b>	<b>23</b>	<b>27</b>	<b>14</b>	<b>9</b>	<b>16</b>	<b>7</b>	<b>2</b>	<b>0</b>	<b>0</b>	<b>266</b>
220 10 RM McKillop	Male	1	1	1	8	22	19	9	4	4	8	19	26	15	16	11	7	16	2	4	0	0	193
	Female	1	3	3	4	21	21	2	4	1	12	25	20	8	10	16	9	6	8	3	0	0	177
	<b>Total</b>	<b>2</b>	<b>4</b>	<b>4</b>	<b>12</b>	<b>43</b>	<b>40</b>	<b>11</b>	<b>8</b>	<b>5</b>	<b>20</b>	<b>44</b>	<b>46</b>	<b>23</b>	<b>26</b>	<b>27</b>	<b>16</b>	<b>22</b>	<b>10</b>	<b>7</b>	<b>0</b>	<b>0</b>	<b>370</b>
221 10 RM Sarnia	Male	0	0	4	5	8	11	7	0	4	11	18	14	11	5	12	11	1	6	0	0	0	128
	Female	0	1	7	10	6	11	3	1	6	7	12	12	8	10	12	4	4	3	2	0	0	119
	<b>Total</b>	<b>0</b>	<b>1</b>	<b>11</b>	<b>15</b>	<b>14</b>	<b>22</b>	<b>10</b>	<b>1</b>	<b>10</b>	<b>18</b>	<b>30</b>	<b>26</b>	<b>19</b>	<b>15</b>	<b>24</b>	<b>15</b>	<b>5</b>	<b>9</b>	<b>2</b>	<b>0</b>	<b>0</b>	<b>247</b>
254 10 RM Loreburn	Male	0	3	5	15	9	15	7	5	7	15	12	12	14	12	7	7	7	4	1	0	0	157
	Female	1	2	8	13	14	14	3	3	8	10	14	12	14	12	7	5	4	1	3	0	0	148
	<b>Total</b>	<b>1</b>	<b>5</b>	<b>13</b>	<b>28</b>	<b>23</b>	<b>29</b>	<b>10</b>	<b>8</b>	<b>15</b>	<b>25</b>	<b>26</b>	<b>24</b>	<b>28</b>	<b>24</b>	<b>14</b>	<b>12</b>	<b>11</b>	<b>5</b>	<b>4</b>	<b>0</b>	<b>0</b>	<b>305</b>
276 10 RM Foam Lake	Male	2	6	5	22	22	22	14	9	16	18	25	42	31	28	17	20	19	14	7	0	2	341
	Female	2	6	7	18	31	23	7	6	9	27	35	35	25	22	17	16	11	10	4	0	1	312
	<b>Total</b>	<b>4</b>	<b>12</b>	<b>12</b>	<b>40</b>	<b>53</b>	<b>45</b>	<b>21</b>	<b>15</b>	<b>25</b>	<b>45</b>	<b>60</b>	<b>77</b>	<b>56</b>	<b>50</b>	<b>34</b>	<b>36</b>	<b>30</b>	<b>24</b>	<b>11</b>	<b>0</b>	<b>3</b>	<b>653</b>
277 10 RM Emerald	Male	2	9	9	21	32	21	16	16	18	21	24	23	21	27	31	15	17	8	7	1	0	339
	Female	0	15	17	20	18	20	13	15	16	17	24	19	27	20	21	19	8	9	9	4	1	312
	<b>Total</b>	<b>2</b>	<b>24</b>	<b>26</b>	<b>41</b>	<b>50</b>	<b>41</b>	<b>29</b>	<b>31</b>	<b>34</b>	<b>38</b>	<b>48</b>	<b>42</b>	<b>48</b>	<b>47</b>	<b>52</b>	<b>34</b>	<b>25</b>	<b>17</b>	<b>16</b>	<b>5</b>	<b>1</b>	<b>651</b>
279 10 RM Mount Hope	Male	0	4	10	26	23	42	24	14	21	18	42	37	25	23	23	22	16	12	3	1	0	386
	Female	1	3	5	8	31	28	7	9	8	24	37	28	20	31	15	17	14	10	6	0	0	302
	<b>Total</b>	<b>1</b>	<b>7</b>	<b>15</b>	<b>34</b>	<b>54</b>	<b>70</b>	<b>31</b>	<b>23</b>	<b>29</b>	<b>42</b>	<b>79</b>	<b>65</b>	<b>45</b>	<b>54</b>	<b>38</b>	<b>39</b>	<b>30</b>	<b>22</b>	<b>9</b>	<b>1</b>	<b>0</b>	<b>688</b>
280 10 RM Wreford	Male	0	1	2	6	9	9	9	1	0	9	8	11	9	7	6	6	3	2	1	0	1	100
	Female	1	2	2	9	7	6	3	3	1	6	9	8	7	9	5	4	4	0	1	1	0	88
	<b>Total</b>	<b>1</b>	<b>3</b>	<b>4</b>	<b>15</b>	<b>16</b>	<b>15</b>	<b>12</b>	<b>4</b>	<b>1</b>	<b>15</b>	<b>17</b>	<b>19</b>	<b>16</b>	<b>16</b>	<b>11</b>	<b>10</b>	<b>7</b>	<b>2</b>	<b>2</b>	<b>1</b>	<b>1</b>	<b>188</b>
281 10 RM Wood Creek	Male	0	2	2	11	15	17	4	0	6	6	15	20	5	12	8	9	4	5	2	0	0	143
	Female	0	1	3	15	15	8	4	0	5	11	11	10	9	9	8	5	3	2	0	0	0	119
	<b>Total</b>	<b>0</b>	<b>3</b>	<b>5</b>	<b>26</b>	<b>30</b>	<b>25</b>	<b>8</b>	<b>0</b>	<b>11</b>	<b>17</b>	<b>26</b>	<b>30</b>	<b>14</b>	<b>21</b>	<b>16</b>	<b>14</b>	<b>7</b>	<b>7</b>	<b>2</b>	<b>0</b>	<b>0</b>	<b>262</b>
316 10 RM Harris	Male	0	1	1	7	9	9	6	2	2	9	14	13	8	7	5	4	4	2	1	0	0	104
	Female	0	2	4	7	8	3	2	2	3	11	9	12	7	5	5	11	1	5	1	1	0	99
	<b>Total</b>	<b>0</b>	<b>3</b>	<b>5</b>	<b>14</b>	<b>17</b>	<b>12</b>	<b>8</b>	<b>4</b>	<b>5</b>	<b>20</b>	<b>23</b>	<b>25</b>	<b>15</b>	<b>12</b>	<b>10</b>	<b>15</b>	<b>5</b>	<b>7</b>	<b>2</b>	<b>1</b>	<b>0</b>	<b>203</b>

**2004 Covered Population**  
**Summary of Split Rural Municipalities by Sex and Age Group**

Residence Code	Age Groupings																					Total	
	< 1	1 to 4	5 to 9	10 to 14	15 to 19	20 to 24	25 to 29	30 to 34	35 to 39	40 to 44	45 to 49	50 to 54	55 to 59	60 to 64	65 to 69	70 to 74	75 to 79	80 to 84	85 to 89	90 to 94	95 +		
335 10 RM Hazel Dell	Male	0	3	13	26	25	27	19	20	16	19	25	31	31	24	22	23	14	7	7	4	0	356
	Female	0	6	6	15	15	14	11	10	17	20	25	26	34	20	13	11	20	9	4	2	1	279
	<b>Total</b>	<b>0</b>	<b>9</b>	<b>19</b>	<b>41</b>	<b>40</b>	<b>41</b>	<b>30</b>	<b>30</b>	<b>33</b>	<b>39</b>	<b>50</b>	<b>57</b>	<b>65</b>	<b>44</b>	<b>35</b>	<b>34</b>	<b>34</b>	<b>16</b>	<b>11</b>	<b>6</b>	<b>1</b>	<b>635</b>
336 10 RM Sasman	Male	1	13	22	29	41	37	20	15	24	31	28	42	30	18	39	19	26	14	11	2	0	462
	Female	1	12	15	24	22	19	13	15	26	23	38	33	25	33	32	24	13	8	8	0	2	386
	<b>Total</b>	<b>2</b>	<b>25</b>	<b>37</b>	<b>53</b>	<b>63</b>	<b>56</b>	<b>33</b>	<b>30</b>	<b>50</b>	<b>54</b>	<b>66</b>	<b>75</b>	<b>55</b>	<b>51</b>	<b>71</b>	<b>43</b>	<b>39</b>	<b>22</b>	<b>19</b>	<b>2</b>	<b>2</b>	<b>848</b>
346 10 RM Perdue	Male	1	8	15	9	16	16	11	12	8	9	18	18	9	11	12	3	6	1	1	0	0	184
	Female	3	6	11	19	14	12	7	8	10	13	16	16	11	13	6	9	3	5	1	0	0	183
	<b>Total</b>	<b>4</b>	<b>14</b>	<b>26</b>	<b>28</b>	<b>30</b>	<b>28</b>	<b>18</b>	<b>20</b>	<b>18</b>	<b>22</b>	<b>34</b>	<b>34</b>	<b>20</b>	<b>24</b>	<b>18</b>	<b>12</b>	<b>9</b>	<b>6</b>	<b>2</b>	<b>0</b>	<b>0</b>	<b>367</b>
377 10 RM Glenside	Male	3	3	3	9	13	11	8	1	7	9	12	15	9	11	8	6	8	6	1	1	1	145
	Female	1	4	3	6	19	9	3	4	6	7	14	11	8	6	8	6	5	5	1	2	0	128
	<b>Total</b>	<b>4</b>	<b>7</b>	<b>6</b>	<b>15</b>	<b>32</b>	<b>20</b>	<b>11</b>	<b>5</b>	<b>13</b>	<b>16</b>	<b>26</b>	<b>26</b>	<b>17</b>	<b>17</b>	<b>16</b>	<b>12</b>	<b>13</b>	<b>11</b>	<b>2</b>	<b>3</b>	<b>1</b>	<b>273</b>
399 10 RM Lake Lenore	Male	0	10	4	10	27	23	10	9	5	15	20	25	18	12	9	10	9	6	8	0	0	230
	Female	2	12	9	15	30	14	13	3	8	15	18	24	14	8	12	11	7	6	1	0	1	223
	<b>Total</b>	<b>2</b>	<b>22</b>	<b>13</b>	<b>25</b>	<b>57</b>	<b>37</b>	<b>23</b>	<b>12</b>	<b>13</b>	<b>30</b>	<b>38</b>	<b>49</b>	<b>32</b>	<b>20</b>	<b>21</b>	<b>21</b>	<b>16</b>	<b>12</b>	<b>9</b>	<b>0</b>	<b>1</b>	<b>453</b>
406 10 RM Mayfield	Male	0	3	7	14	23	20	14	5	9	14	17	15	15	13	12	16	10	1	2	0	0	210
	Female	3	2	6	10	13	15	3	6	7	16	16	12	12	13	18	7	7	2	3	1	0	172
	<b>Total</b>	<b>3</b>	<b>5</b>	<b>13</b>	<b>24</b>	<b>36</b>	<b>35</b>	<b>17</b>	<b>11</b>	<b>16</b>	<b>30</b>	<b>33</b>	<b>27</b>	<b>27</b>	<b>26</b>	<b>30</b>	<b>23</b>	<b>17</b>	<b>3</b>	<b>5</b>	<b>1</b>	<b>0</b>	<b>382</b>
409 10 RM Buffalo	Male	0	3	17	19	37	25	12	7	13	16	29	26	19	13	13	15	7	3	3	2	0	279
	Female	0	6	4	17	19	27	8	5	12	19	30	16	18	8	10	11	5	4	2	0	0	221
	<b>Total</b>	<b>0</b>	<b>9</b>	<b>21</b>	<b>36</b>	<b>56</b>	<b>52</b>	<b>20</b>	<b>12</b>	<b>25</b>	<b>35</b>	<b>59</b>	<b>42</b>	<b>37</b>	<b>21</b>	<b>23</b>	<b>26</b>	<b>12</b>	<b>7</b>	<b>5</b>	<b>2</b>	<b>0</b>	<b>500</b>
430 10 RM Invergordon	Male	1	4	3	22	24	27	14	11	15	12	30	29	23	20	19	24	20	14	8	2	0	322
	Female	0	4	9	15	26	18	9	9	9	19	32	17	22	23	18	15	15	12	7	2	0	281
	<b>Total</b>	<b>1</b>	<b>8</b>	<b>12</b>	<b>37</b>	<b>50</b>	<b>45</b>	<b>23</b>	<b>20</b>	<b>24</b>	<b>31</b>	<b>62</b>	<b>46</b>	<b>45</b>	<b>43</b>	<b>37</b>	<b>39</b>	<b>35</b>	<b>26</b>	<b>15</b>	<b>4</b>	<b>0</b>	<b>603</b>
431 10 RM St. Louis	Male	2	10	14	38	40	40	24	10	19	27	33	46	28	26	22	24	21	18	6	1	0	449
	Female	2	9	19	27	45	41	22	12	22	32	39	30	23	21	23	20	24	7	6	4	2	430
	<b>Total</b>	<b>4</b>	<b>19</b>	<b>33</b>	<b>65</b>	<b>85</b>	<b>81</b>	<b>46</b>	<b>22</b>	<b>41</b>	<b>59</b>	<b>72</b>	<b>76</b>	<b>51</b>	<b>47</b>	<b>45</b>	<b>44</b>	<b>45</b>	<b>25</b>	<b>12</b>	<b>5</b>	<b>2</b>	<b>879</b>
459 10 RM Kinistino	Male	3	5	9	15	22	32	19	15	11	19	20	33	35	21	22	18	16	12	2	3	0	332
	Female	4	10	12	21	24	26	11	9	8	24	23	38	22	23	13	18	14	13	3	2	0	318
	<b>Total</b>	<b>7</b>	<b>15</b>	<b>21</b>	<b>36</b>	<b>46</b>	<b>58</b>	<b>30</b>	<b>24</b>	<b>19</b>	<b>43</b>	<b>43</b>	<b>71</b>	<b>57</b>	<b>44</b>	<b>35</b>	<b>36</b>	<b>30</b>	<b>25</b>	<b>5</b>	<b>5</b>	<b>0</b>	<b>650</b>

*2004 Covered Population*  
**Summary of Split Rural Municipalities by Sex and Age Group**

Residence Code	Age Groupings																				Total		
	< 1	1 to 4	5 to 9	10 to 14	15 to 19	20 to 24	25 to 29	30 to 34	35 to 39	40 to 44	45 to 49	50 to 54	55 to 59	60 to 64	65 to 69	70 to 74	75 to 79	80 to 84	85 to 89	90 to 94		95 +	
463 10 RM Duck Lake	Male	3	13	24	32	31	40	16	17	12	36	40	42	28	20	17	15	9	11	3	0	0	409
	Female	4	13	16	28	36	29	21	15	13	34	43	35	20	15	14	20	10	4	3	2	1	376
	<b>Total</b>	<b>7</b>	<b>26</b>	<b>40</b>	<b>60</b>	<b>67</b>	<b>69</b>	<b>37</b>	<b>32</b>	<b>25</b>	<b>70</b>	<b>83</b>	<b>77</b>	<b>48</b>	<b>35</b>	<b>31</b>	<b>35</b>	<b>19</b>	<b>15</b>	<b>6</b>	<b>2</b>	<b>1</b>	<b>785</b>
726 82 Montreal Lake Cree Nation (See Methodology)	Male	9	56	44	62	73	53	33	42	38	44	32	21	14	19	8	14	5	4	0	1	0	572
	Female	18	37	54	63	62	39	28	30	29	31	25	14	14	14	5	6	2	0	0	0	0	471
	<b>Total</b>	<b>27</b>	<b>93</b>	<b>98</b>	<b>125</b>	<b>135</b>	<b>92</b>	<b>61</b>	<b>72</b>	<b>67</b>	<b>75</b>	<b>57</b>	<b>35</b>	<b>28</b>	<b>33</b>	<b>13</b>	<b>20</b>	<b>7</b>	<b>4</b>	<b>0</b>	<b>1</b>	<b>0</b>	<b>1,043</b>
<b>Total Covered Population</b>																							
<b>Summary of Split Rural Municipalities by Sex and Age Group</b>																							
Male	36	195	296	528	722	755	413	291	335	514	706	750	591	501	441	379	333	201	100	22	7	8,116	
Female	50	204	290	490	654	563	269	234	289	535	702	619	516	452	365	331	254	167	89	28	9	7,110	
<b>Total</b>	<b>86</b>	<b>399</b>	<b>586</b>	<b>1,018</b>	<b>1,376</b>	<b>1,318</b>	<b>682</b>	<b>525</b>	<b>624</b>	<b>1,049</b>	<b>1,408</b>	<b>1,369</b>	<b>1,107</b>	<b>953</b>	<b>806</b>	<b>710</b>	<b>587</b>	<b>368</b>	<b>189</b>	<b>50</b>	<b>16</b>	<b>15,226</b>	