













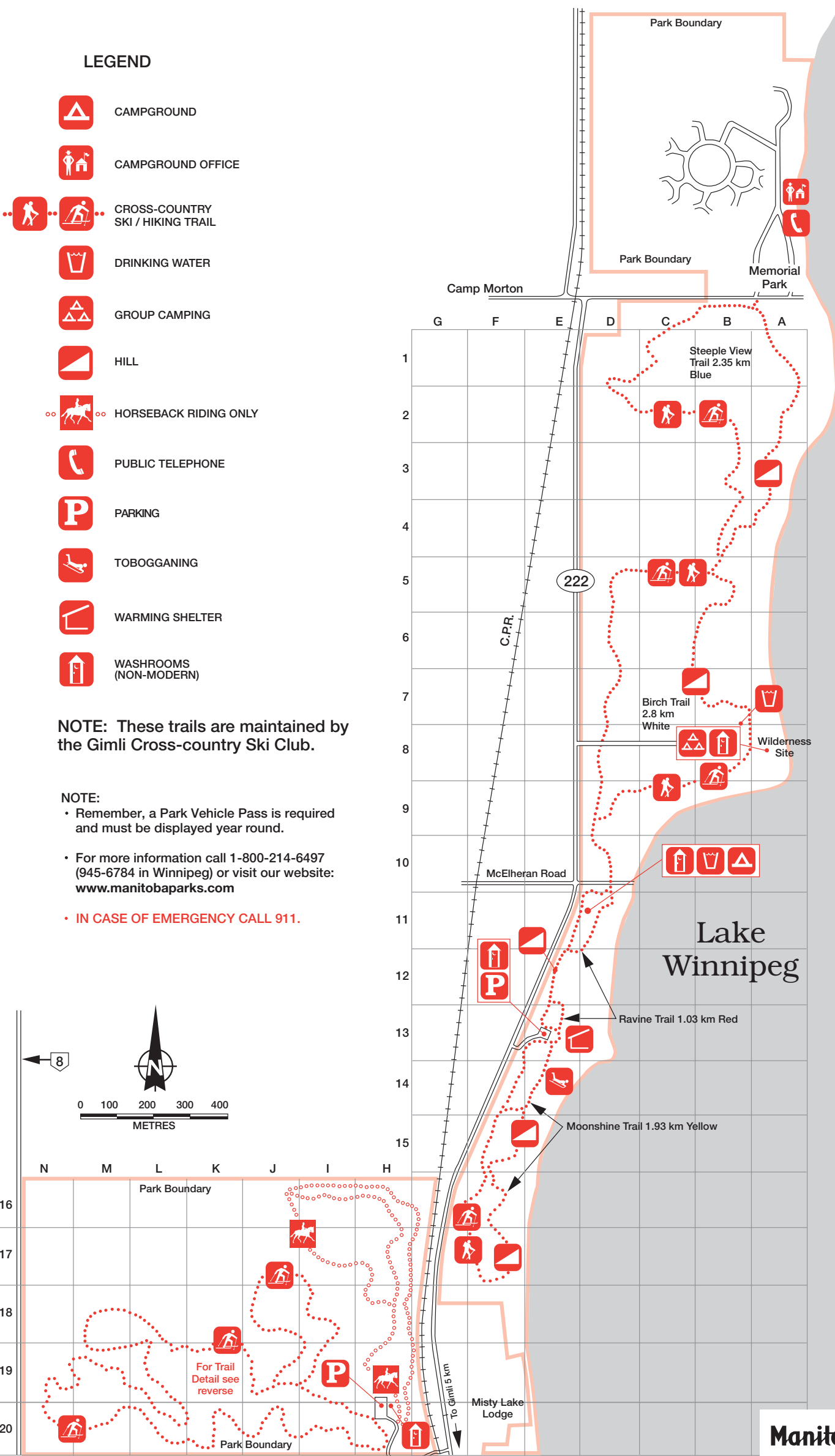
LEGEND

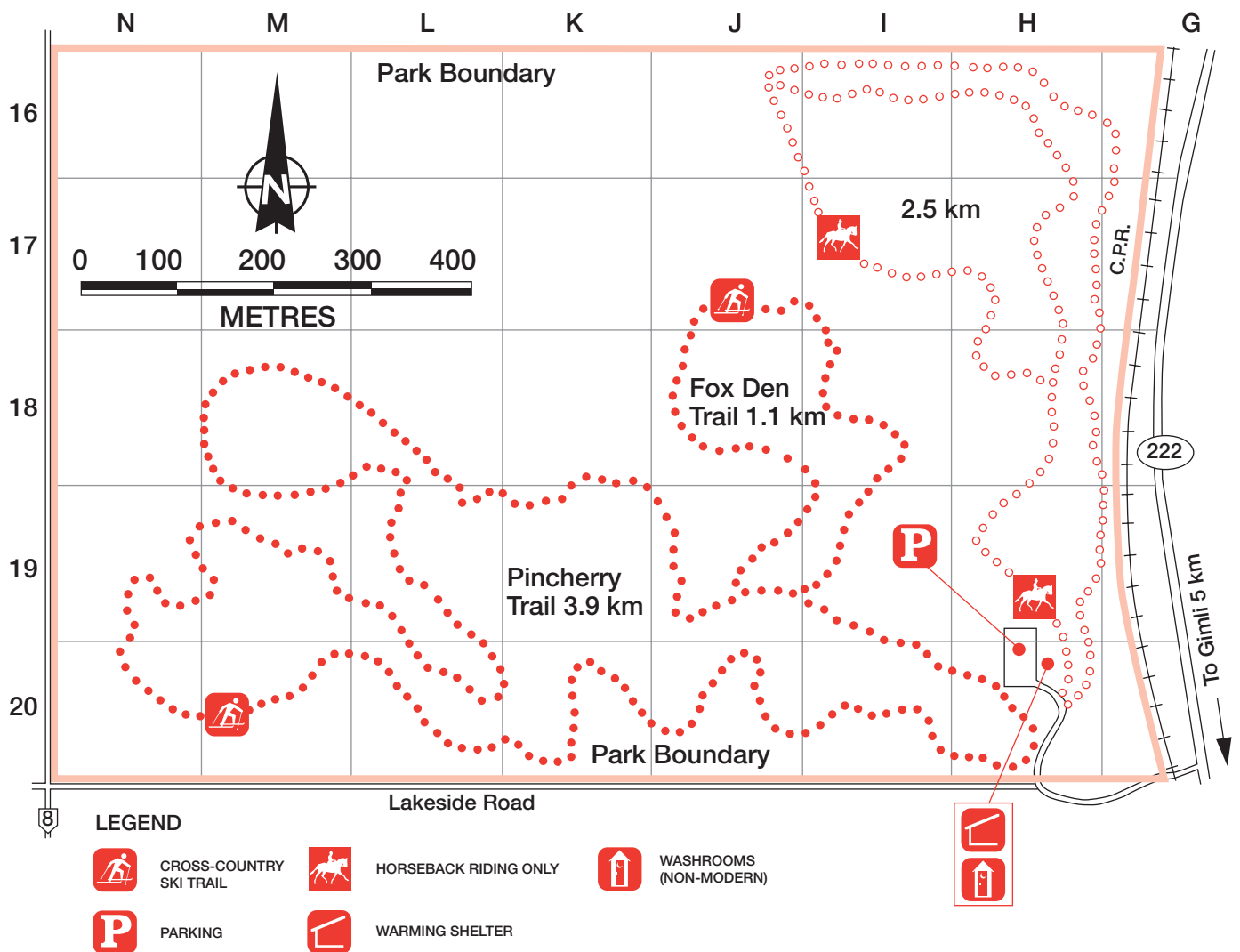
-  CAMPGROUND
-  CAMPGROUND OFFICE
-  CROSS-COUNTRY SKI / HIKING TRAIL
-  DRINKING WATER
-  GROUP CAMPING
-  HILL
-  HORSEBACK RIDING ONLY
-  PUBLIC TELEPHONE
-  PARKING
-  TOBOGGANING
-  WARMING SHELTER
-  WASHROOMS (NON-MODERN)

NOTE: These trails are maintained by the Gimli Cross-country Ski Club.

NOTE:

- Remember, a Park Vehicle Pass is required and must be displayed year round.
- For more information call 1-800-214-6497 (945-6784 in Winnipeg) or visit our website: www.manitobaparks.com
- **IN CASE OF EMERGENCY CALL 911.**





CAMP MORTON PROVINCIAL PARK TRAILS

Camp Morton Provincial Park is a new area for cross-country skiing in Manitoba's Interlake. The park has 12.4 kilometres of trails offering excellent skiing for all levels of skiers, from novice to advanced. Skiers will enjoy picturesque winter views of Lake Winnipeg and of forests of oak, ash, birch and spruce.

There are several loop trails so the skier may choose the most suitable trails and distances. The new west side Pincherry Trail has a variety of interesting terrain and a nearby fox den is namesake for the second west side ski trail. On the east side of P.R. 222 the Moonshine Trail is mostly flat with two short steep hills. It is named for an old still found hidden in a secret hollow along the trail. The Ravine Trail offers many good views of Lake Winnipeg and an exciting downhill run at the ravine. The Birch trail winds through a pure stand of birch trees and is especially suited for novices. The Steeple View Trail is also ideal for novices and gives skiers a glimpse of the bell tower at St. Benedict's Church at Camp Morton. The Gimli Cross-country Ski Clubs rustic warming shelter is located near the parking lot at the start of the trail system. Nearby, a toboggan slide down to Lake Winnipeg will provide a change of pace or alternative family recreation.

Through a co-operation agreement with the Parks and Natural Areas Branch these trails and facilities are developed and maintained for public use by the Gimli Cross-country Ski Club. Membership in the club supports the continuing development and maintenance of these facilities. The Gimli Cross-country Ski Club invites all who use these trails to become members. For more information contact the Gimli Cross-country Ski Club, P.O. Box 1312, Gimli, Manitoba R0C 1B0.