

DistancePlus Faculty Update:

Resources for Distance Education at Memorial University Libraries

Spring 2008

Contents:

WELCOME

About the DistancePlus Faculty Newsletter

NEW DEVELOPMENTS

Library research made easier: Explore a Topic
Coming Soon: u-pick@mun.ca!

SERVICES FOR INSTRUCTORS

How can we Help with your Distance Course?

SERVICES FOR YOUR STUDENTS

The Library at a Distance: Did you Know...?
Do your Students have the Library Research Essentials?

TOOLS & RESOURCES

Add a "My Library" Widget
Accessing e-Content Remotely: the Library PIN
Get it @ Memorial & Desktop Document Delivery

WELCOME

About the DistancePlus Faculty Newsletter

The DistancePlus Faculty Newsletter is a tool for letting you know about some of the library services available to you and your distance students. The following sections provide information about new and existing services, but if you have specific questions or need more information, please contact a distance representative at your branch library:

Queen Elizabeth II Library:

Janet Goosney
jgoosney@mun.ca
(709)737-3166

OR

Shannon Gordon
sgordon@mun.ca
(709) 737-3139

Health Sciences Library:

Alison Farrell
alisonr@mun.ca
(709)777-6238

Dr. C.R. Barrett Library (Marine):

Ruth Wilson
ruth.wilson@mi.mun.ca
(709) 778-0368

Ferriss Hodgett Library (Grenfell):

Louise McGillis
mcgillis@swgc.mun.ca
(709) 637-6236

For general enquiries, please use the [Ask a Librarian](#) service or contact [DistancePlus](#).

NEW DEVELOPMENTS

Library research made easier: Explore a Topic

Memorial University Libraries has developed a great new tool, designed to present a variety of subject resources together on one page and to help students get started on their research assignments. A link to [Explore a Topic](#) can be found in the Quick Search menu on the left side of most library web pages. Each Explore a Topic page presents specific resources for that subject area, to help students select appropriate research tools. Examples of page content include a chat box for live help from a librarian, links to access course reserves, links to search for textbooks in the library's catalogue and much more. There is a feature that allows searching across multiple databases at once, guides to various resources, and links to important websites in that subject area. The pages have been developed with undergraduate students in mind.

Explore a Topic is an evolving tool and we value input from Faculty. When you visit this new resource, please consider completing our online survey (link at the top of each Explore a Topic page). Please let us know if there are resources that you feel should be included in the subject page!

Coming Soon: u-pick@mun.ca!

Memorial has improved the look and value of its e-mail service. As faculty, you should be aware that your students will soon be required to have [official Memorial e-mail addresses](#). This is part of a new university policy requiring all official e-mail correspondence with students to be via u-pick@mun.ca addresses. As with other departments, the library increasingly relies on e-mail for contact and delivery of documents. A variety of problems, including non-delivery, happen when using non-Memorial accounts.

Memorial's new u-pick account offers:

- A trustworthy and reliable email contact
- An email for life
- An Increased mail quota to 100 MB
- A choice of "nice" addresses based on your name
- Multiple ways to access

Starting in spring 2008, Memorial's library system will be requiring students to get their "official"* e-mail accounts. Faculty are strongly encouraged to use their "official" e-mail accounts as well. This will make it easier for all departments on campus to inform you and your students of important notices. It will also make it easier for you to keep in contact with your students. For more information, contact the Computing and Communications Help Centre in HH-2012 by walk-in (8:30 a.m. – 5 p.m. weekdays), e-mail at help@mun.ca, or telephone 737-4595.

*any email address ending in @mun.ca

SERVICES FOR INSTRUCTORS

How can we Help with your Distance Course?

As a distance instructor, the library has a variety of services to support you and your students. If you have an assignment involving library research, we can work with you to provide library instruction for your students at a distance. We can also help you to identify and create access to electronic course readings, and assist with the development of assignments that encourage critical evaluation and the development of information literacy skills, and which are supported by Memorial Libraries electronic collections. We can also suggest other strategies for connecting your students with the library and helping them to find the information they need.

To find out more about these and other services, ask your DELT instructional designer to arrange a meeting with the library, or contact your branch library directly.

SERVICES FOR YOUR STUDENTS

The Library at a Distance: Did you Know...?

Students taking your course by distance have a variety of resources available to them through the MUN Libraries web pages. On the website they can access online resources, update their account, contact the library for assistance, and find a variety of guides and tutorials. Also, to access custom library services for Distance Students, they should visit the [For Distance Students](#) page.

The library is dedicated to enhancing the distance course experience: please encourage your students to take advantage of everything offered to them. And if they need help, please advise them to email [DistancePlus](#), or contact the library using the “Ask a Librarian” form or “Live Chat” instant messaging service.

Do your Students have the Library Research Essentials?

As a distance instructor, your students will have access to the Library Research Essentials (LRE) tutorial in Desire2Learn. The LRE is an interactive, self-paced, web-based tutorial, designed to teach the “essentials” of doing library research. These “essentials” include the basic principles of effective searching, and how to apply them to find books in the library catalogue and articles in an article index. Each module takes about 30 minutes to complete, and contains interactive exercises, self-tests, and a graded final quiz.


The LRE is always available to your students as an optional exercise. However, if you require them to do a research assignment, or if you are concerned about their ability to find library materials at a distance, you may wish to consider making the LRE a required part of your course. Please contact us for details on how to track the performance of your students, or to generate quiz marks that can be integrated into the final grades for your course. Please allow a couple of weeks notice in order to set up the LRE for your course.

For these or any other questions about the LRE, please contact Janet Goosney at the QEII Library, or Alison Farrell at the Heath Sciences Library (please see *About the DistancePlus Faculty Newsletter*, above, for contact information).

TOOLS & RESOURCES


Add a “My Library” Widget

When developing your course in D2L, why not incorporate a library widget, custom-designed to connect your students with the resources they need? For example, you might decide to include links to:

-  Ask a Librarian
- the [Explore a Topic](#) room for your subject area
- a list of electronic readings for your course
- library “how to” guides
- online reference sources

Sample widget:

My Library

 Ask a Librarian


- Find Readings for [Soci2000](#)
- Explore a [Sociology](#) topic
- Cite your sources in [APA](#) or [MLA](#) style, or try [RefWorks!](#)

For help developing a library widget for your course, please talk to your DELT instructional designer or contact Janet Goosney at the QEII Library, or Alison Farrell at the Heath Sciences Library (please see *About the DistancePlus Faculty Newsletter*, above, for contact information).

Accessing e-Content Remotely: the Library PIN

Electronic books, journals, and other e-content can be accessed off-campus by all students, faculty and staff, using a library PIN. If your students are enrolled exclusively in Distance Courses and cannot come to the library to get a PIN, they can request one through the library’s [DistancePlus service](#). Please remind all your students that they must contact DistancePlus every semester in order to update their PIN to ensure that it remains active.

Get it @ Memorial & Desktop Document Delivery

Get it @ Memorial is a Library service designed to help users locate electronic content, by providing a link between the citations retrieved in an article index and the full text of the articles cited. Simply click  to view options for obtaining access. A “Find Article” link will lead you directly to the article, while “Find Table of Contents” or “Find Journal” will lead you to the issue you need or to the journal homepage (you will have to search within the journal or issue to find your article).

If a direct link to the e-journal is not provided, click on “Exact Search” or “Memorial University Libraries Catalogue” to see if we own a print copy of the journal. If it is available only in print, or if the library does not own a copy at all, you and your students can request delivery of the desired article directly to your email using the new [desktop document delivery](#) service. Simply click on the document delivery link, log on using your user ID and PIN, and select “E-mail link” as your delivery method.
