From Characteristics of Welcoming Community to Capital of Immigrants Retention

Workshop A2

National Metropolis Conference, Vancouver, BC

March 24, 2011

Welcoming and Inclusive Communities and Workplaces Initiatives (WICWP) – Kamloops

Dr. Julie Drolet
School of Social work & human service
Thompson Rivers University
Email: jdrolet@tru.ca

Metropolis BC Domain Leader for Settlement, Integration and Welcoming Communities

Immigration context in BC

•Agreement for Canada-British Columbia Co-operation on Immigration (first signed in 1998).

•WelcomeBC: the provincial strategic framework for immigration.

•Each year 40,000 new immigrants from over 175 countries who speak 150 languages arrive in BC.

• Settlement and Welcoming Communities in British Columbia remains a priority area, as many newcomers continue to face challenges.

•**Welcoming and Inclusive Communities**:
In 2009-2010, WelcomeBC supported over 80 locally led projects in 33 communities.

Today I would like to share with you the results of a survey completed by the Welcoming and Inclusive Communities and Workplaces Initiative (WICWP) local committee in Kamloops, BC.

introduction

- This presentation shares the findings from a survey conducted in eight small cities located in the Interior of British Columbia.

- The goal of the survey was to identify resources for newcomers and to invite respondents to share their thoughts on creating a more welcoming and inclusive community.

- The survey was developed by Kamloops Immigrant Services (KIS) in partnership with the Welcoming and Inclusive Communities and Workplaces Initiatives (WICWP) advisory in Kamloops.

- The small cities included in the sample were **Lytton, Merritt, Ashcroft, Kamloops, Lillooet, Barriere, Clinton and Chase**.

- 93 surveys were completed by various residents and professionals in these communities.

Introduction

- The number of surveys completed in each community varied, as follows: Lytton (5), Merritt (8), Ashcroft (12), Kamloops (45), Lillooet (8), Barriere (6), Clinton (4) and Chase (5).

- Respondents included professionals, business owners, mayors, chief administrative officers, and service providers in the social and economic sectors.

- Respondents were not asked to identify their ethnicity, immigration or resident status in the survey.

- This presentation presents a short synopsis of the findings based on an analysis of key questions in order to improve understanding of these issues in small cities.

YUKON TERRITORY
NWT
BRITISH COLUMBIA
ALASKA
PACIFIC OCEAN
Atlin
Atlin L
Liard R
Dease Lake
Stikine R
Fort Nelson
Stewart
Williston L
Hudson's Hope
Fort St John
Dawson Creek
Chetwynd
Dixon Entrance
Masset
Prince Rupert
New Hazelton
Terrace
Smithers
Mackenzie
Fort St James
Tumbler Ridge
Queen Charlotte City
Queen Charlotte Islands
Sandspit
Kitimat
Houston
Burns Lake
Fraser Lake
Vanderhoof
Coast Mountains
Hecate Str
Prince George
McBride
Wells
Ft Fraser
Rocky Mountains
Quesnel
Bella Bella
Bella Coola
Valemount
Kinbasket L
Queen Charlotte Sound
Chaîne Côtière
Williams Lake
100 Mile House
Fraser R
Ft Nelson R
Port Hardy
Port McNeill
Port Alice
Lillooet
Revelstoke
Golden
Ashcroft
Kamloops
Salmon Arm
Vernon
Invermere
Vancouver Island
Powell River
Whistler
Merritt
Nakusp
Elkford
Courtenay
Squamish
Kelowna
Nelson
Kimberley
Alberni
Tofino
Ucluelet
Vancouver
Hope
Penticton
Castlegar
Osoyoos
Creston
Trail
Cranbrook
Abbotsford
Parksville
Nanaimo
Ladysmith
Sidney
Saanich
Victoria
Juan de Fuca Str
N

Methodology

- The survey data was collected by Kamloops Immigrant Services (KIS), from December 21, 2009 to March 4, 2010, on welcoming and inclusive communities.

- All the percentages and other values calculated for this report were determined solely using these surveys.

- To undertake quantitative data analysis and to better understand the survey answers, SPSS - Statistical Package for the Social Sciences software was used to analyze the data for certain questions.

- There were a large number of respondents from Kamloops (48%) which must be kept in mind when conclusions are drawn.

- Rich qualitative data combined with quantitative measures provides a full appreciation of the responses from all the individuals who had completed the surveys.

Does your community have any policies/procedures/activities that promote inclusiveness in your community?

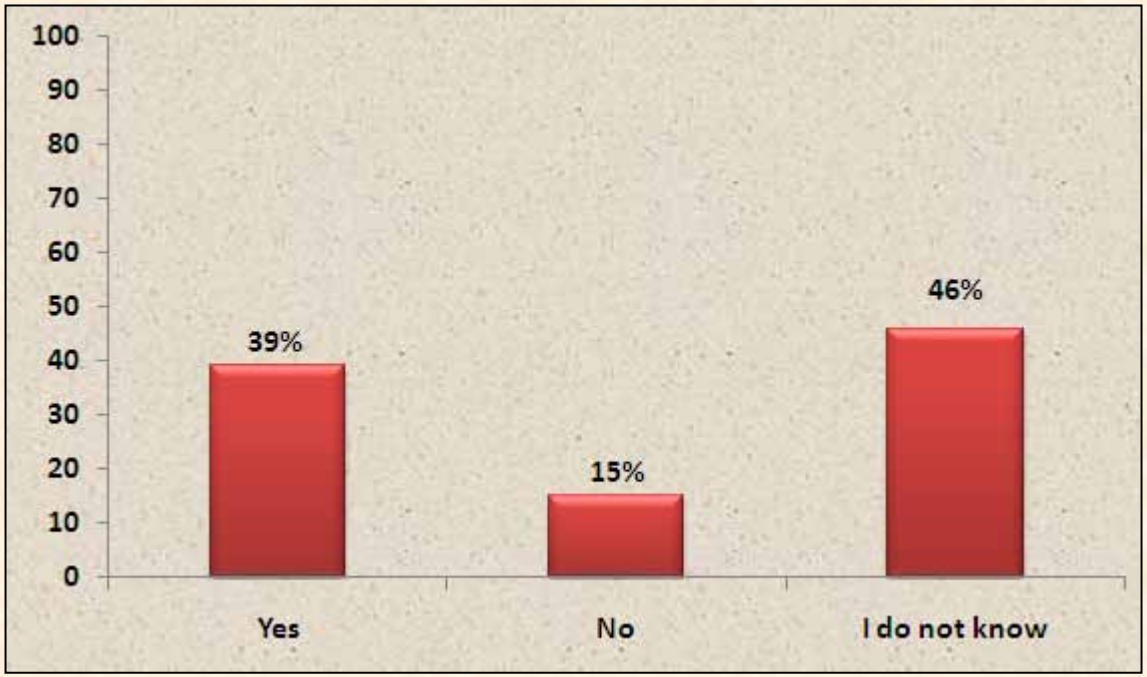

"Activities, ethnic days (food), cultural facilities, clubs."

"Corporate – Race Relations Policy – Council general government."

"Banner week in March; Canada Day; Asian awareness month."

Did your community develop plans or steps to attract and retain newcomers?

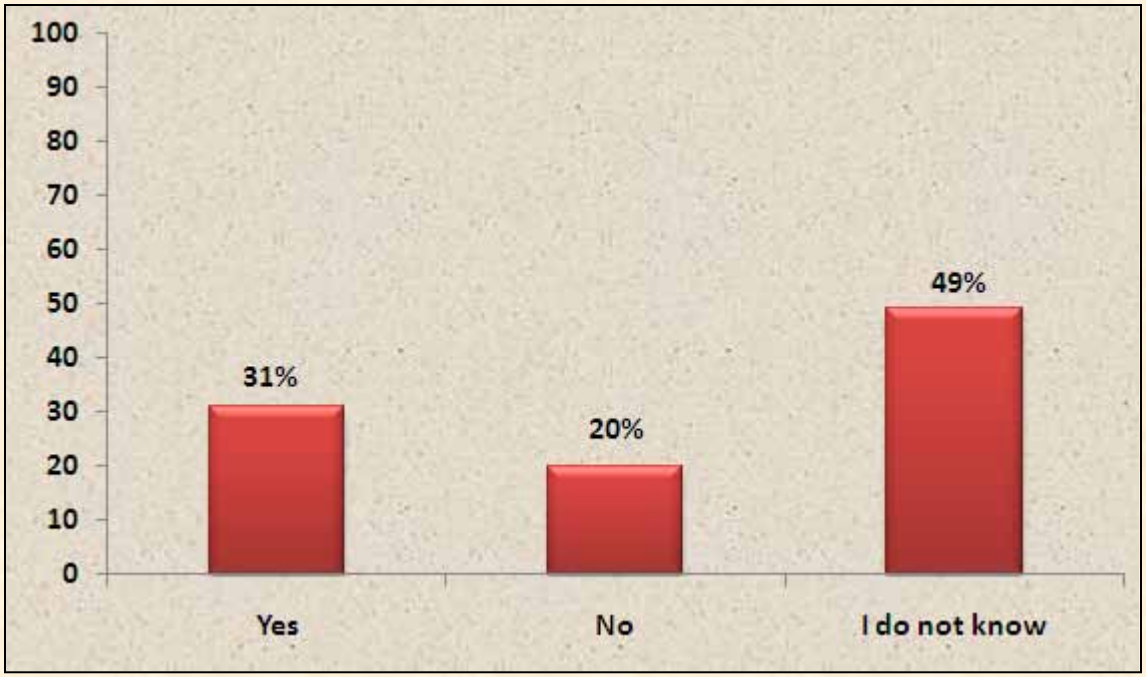

"Looking at strategy for doctors. Investment Attraction."

"Social events to invite newcomers."

"Venture Kamloops to attract new business."

In your opinion, should your community be more inclusive and welcoming?

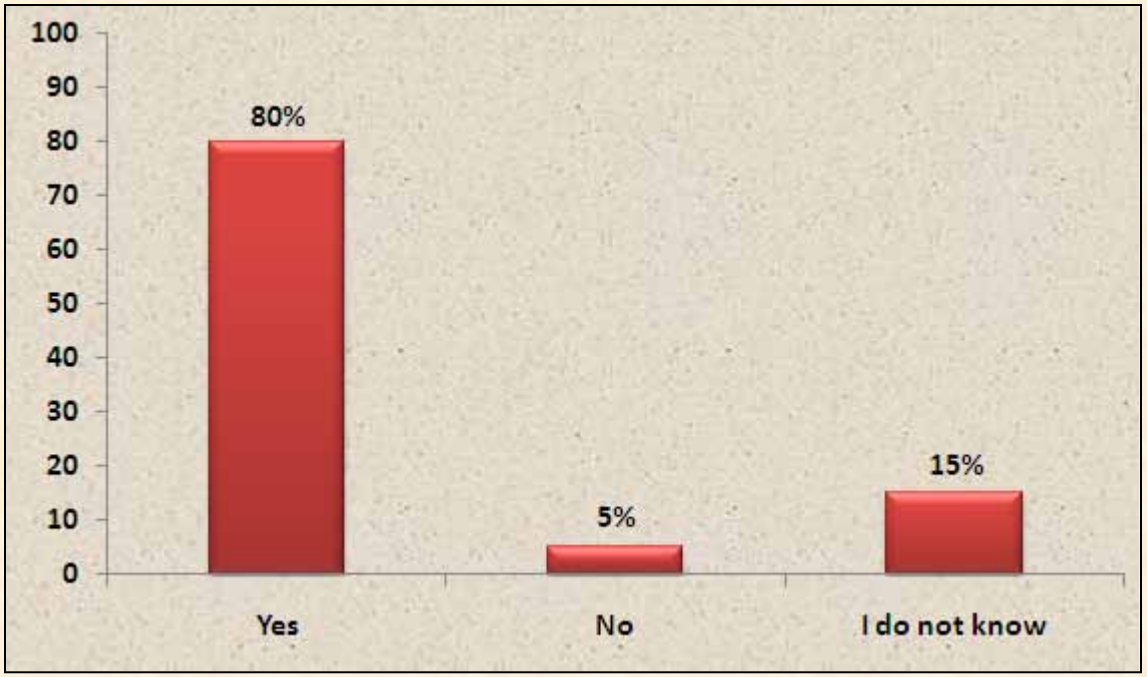

"Everyone is welcome regardless of race or religion or financial means."

"Ability to feel included – respected for your differences."

"All welcomed. All celebrated. No expectation of 'blending in' but welcome to bring who they are to us."

Does your community have partnerships inside of the community (between agencies/institutions/organizations in your community) to offer services to newcomers?

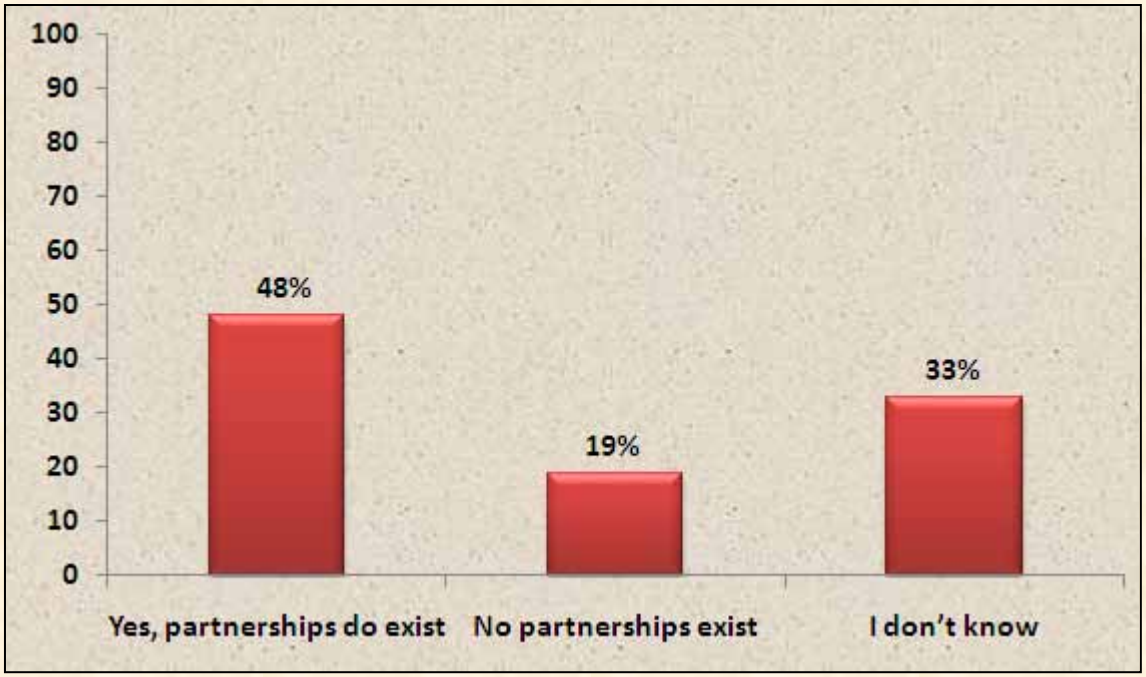

"Immigrant Services and Aboriginal Agencies, all related disability agencies."

"Red Cross and KIS, salvation army, insurance companies, interiors savings insurance – know what each other does and give referrals, victim services, mental health, SPCA."

"Chamber of Commerce – Employment Centre – Lion's Club – Rotary."

Does your community have support from <u>outside</u> of your community (from other agencies/institutions/organizations outside of your community) offering services to newcomers?

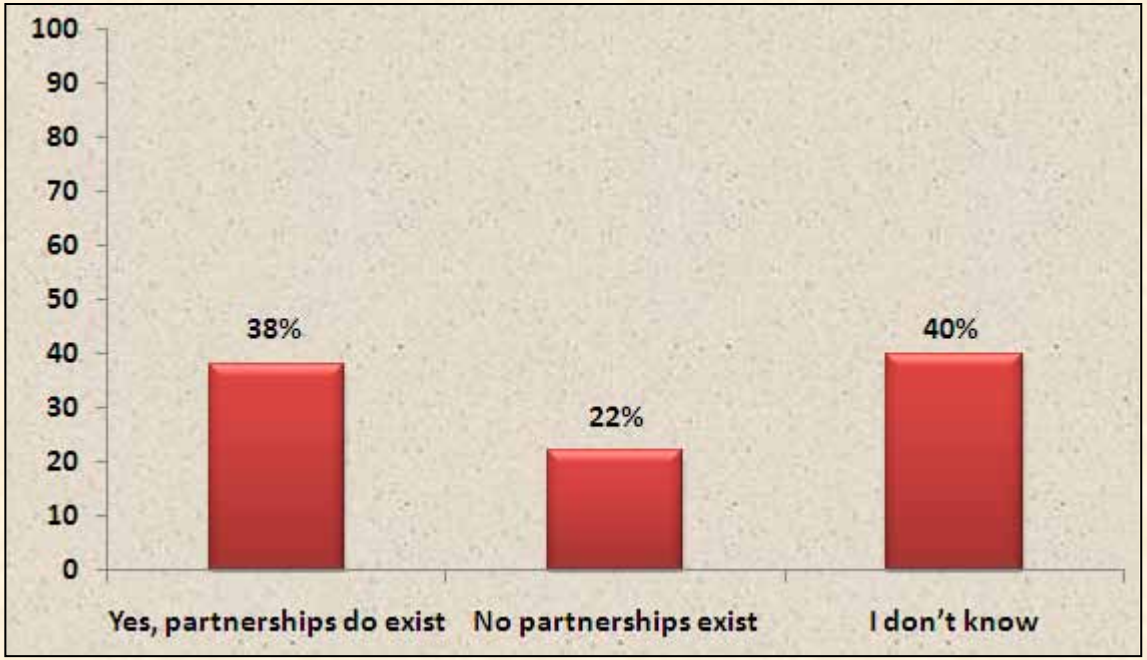

"Provincial and Federal Fundings. Provincial Multicultural Branch as a support."

"TRU with other BC universities. Mental Health with other agencies."

"Cooperation with First Nations/Schools/Intergovernmental agencies."

Concluding Thoughts/Recommendations

- 80% (74/92) of respondents agree that their community should be more inclusive and welcoming.

- There is a need to increase awareness of the importance of welcoming and inclusive communities in the region.

- Facilitating partnerships inside and outside of the community should be developed and strengthened at various levels.

- Information, brochures and activities should be made available in other languages.

- It is important to consider the unique features of each of the small eight cities when considering action plans, since no two small cities are the same.

For more information please contact:

Dr. Julie Drolet

School of Social Work and Human Service

Thompson Rivers University

(250) 828-5258

jdrolet@tru.ca