



ADULT TRAVEL DOCUMENT APPLICATION

INFORMATION
PROTECTED

for stateless and protected persons in Canada (16 years of age or over)

Warning—Any false or misleading statement with respect to this application and any supporting document, including the concealment of any material fact, may result in the refusal to issue a Canadian travel document, the revocation of a valid Canadian travel document, or the refusal of travel document services, and may be grounds for criminal prosecution. Your application will not be processed if you fail to complete all of the required sections of this form and/or refuse to consent to the exchange or disclosure of any personal information required for the delivery of travel document services.

TYPE OR PRINT IN CAPITAL LETTERS using black or dark blue ink.

1 <i>Personal Information (see Instructions, section H)</i>									
Surname (last name)									
Given name(s)									
Surname (last name) at birth					Former surname (former last name)				
If travel document requested in spousal surname (last name), enter					Year of marriage		Surname (last name) of spouse		
Date of birth Year Month Day			Place of birth City Country						
Sex <input type="radio"/> Female <input type="radio"/> Male		Marital status		Eye colour		Current hair colour		Height (cm/in)	Weight (kg/lbs)
Current home address Number Street Apartment City Province/Territory/State Postal/ZIP code									
Mailing address (if different from above) Number Street Apartment City Province/Territory/State Postal/ZIP code									
Daytime telephone number			Evening telephone number			Cell number or email address (optional)			
Declaration —I understand that if I am issued a Canadian travel document and later obtain a passport issued by my country of citizenship, I am obliged to return the Canadian travel document to Passport Canada Program—Citizenship and Immigration Canada. I solemnly declare that the photos enclosed are unaltered and a true likeness of me, that all of the statements made and the information provided in this application, as well as any supporting documents, are true. I declare that I have read and understood the Warning at the top of this page and the <i>Privacy Notice Statement</i> (see Instructions, section O). I consent to the collection, use and disclosure of my personal information by the Passport Canada Program—Citizenship and Immigration Canada, other federal government institutions, Government of Canada offices abroad and third party entities as outlined in the <i>Privacy Notice Statement</i> in the Instructions.					Void if signature touches border				
					Signature (see Instructions, section H)				
Date Year Month Day		Signed at City Province/Territory/State							

2 <i>Declaration of Guarantor (see Instructions, section I)</i> Note: Section to be completed by the guarantor only if the applicant has completed and signed all four (4) pages of this application form.											
Surname (last name)					Given name(s)						
Occupation					Name of firm/organization						
Daytime telephone number			Evening telephone number			Cell number (optional)					
Business address Number Street City Country Postal code											
Declaration —I solemnly declare that I have known the applicant identified above personally for at least six (6) months. I have signed the back of one (1) photo to certify that the image is a true likeness of the applicant. If applicable, I have signed a copy of each document to support the applicant's identity to confirm that I have seen the original(s). I declare that I have read and understood the Warning at the top of this page and the <i>Privacy Notice Statement</i> (see Instructions, section O). I consent to the collection, use and disclosure of my personal information by the Passport Canada Program—Citizenship and Immigration Canada, other federal government institutions, Government of Canada offices abroad and third party entities as outlined in the <i>Privacy Notice Statement</i> in the Instructions.					I have known the applicant for Number of months		Signature of guarantor				
							Date Year Month Day		Signed at City Province/Territory/State		

Aussi disponible en français
- Page 1 of 8

3

Proof of Immigration Status in Canada (see Instructions, section J)

To establish your immigration status in Canada, provide **one (1)** of the following valid documents (**original only**):

- Permanent resident card
- Protected person status document
- Verification of status
- Notice of decision
- Temporary resident permit

Document number	Date of issue Year Month Day	Date of expiry (if applicable) Year Month Day
-----------------	-------------------------------------	--

4

Previous Canadian Travel Document (see Instructions, section K)

In the last **five (5)** years, has a Canadian certificate of identity or Canadian refugee travel document been issued to you?

- No
- Yes (specify) ➤

Number	Date of issue Year Month Day	Place of issue
--------	-------------------------------------	----------------

If yes, include the travel document with your application.

Note: If a valid Canadian travel document has been lost, stolen, damaged or is inaccessible, complete form PPTC 203, *Declaration*, available online at passportcanada.gc.ca. **A Canadian travel document, once reported lost or stolen, is no longer valid.**

5

Citizenship and Travel Documentation (see Instructions, section L)

What is your original citizenship?

Did you acquire any other citizenship? No Yes ➤ Indicate country

Do you have any valid or expired travel document or passport from any country other than Canada?
 No Yes ➤ Enclose the document (**original only**). If no longer in your possession, explain.

Have you visited another country since your entry to Canada?

- No
- Yes (specify) ➤

Date left	Date returned	Country	Reason
Year Month Day	Year Month Day		
Year Month Day	Year Month Day		

Have you, since your date of entry to Canada, applied for a passport or travel document (or renewal of such a document) from your country of origin or citizenship?

- No ➤ Provide a detailed explanation of your reasons for not applying.

- Yes ➤ If the request was refused, enclose the letter of refusal. If unable to provide this letter, explain. If no reply was received, write all the steps you have taken.

Signature of applicant

Date
Year | Month | Day

6

Application for Canadian Citizenship (see Instructions, section M)

Have you applied for Canadian citizenship?

No Explain why you have not applied.

[Empty text box for explanation]

Yes Enclose the receipt confirming payment of fees (IMM 5401) or, if applicable, a copy of the letter of refusal.

7

Documents to Support Identity (see Instructions, section N)

Provide the following information. Include signed copies (*both sides*) or original documents.

Type of document	Document number	Date of expiry (<i>if applicable</i>) Year Month Day	Name as it appears on the document
Type of document	Document number	Date of expiry (<i>if applicable</i>) Year Month Day	Name as it appears on the document

8

Notes

[Large empty text box for notes]

Signature of applicant

Date

Year | Month | Day

9

Additional Personal Information

Note: If insufficient space, attach a separate signed and dated sheet.

- A** Addresses in the last **two (2)** years Same as current home address
 Different from current home address (complete below)

1.	From	Year	Month	To	Year	Month
2.	From	Year	Month	To	Year	Month

- B** Occupation in the last **two (2)** years I was attending educational institutions and/or
 my employers were and/or
 other (e.g. homemaker, unemployed or retired) as follows:

Employer/school or other	Address	Daytime telephone number	Field of employment/studies	Date (from)	Date (to)

- C** **Mother's maiden name** Provide your mother's surname (last name) at the time of her birth.

10

References

Provide the following information with respect to **two (2)** persons who are neither your relatives nor your guarantor and who have known you for at least **six (6)** months. They may be contacted to confirm your identity.

1. Surname (last name)		Given name(s)	
Relationship	Address (Number, Street, Apartment, City, Province/Territory/State, Country)		
Daytime telephone number	Evening telephone number	Cell number or email (optional)	Has known me for Number of months
2. Surname (last name)		Given name(s)	
Relationship	Address (Number, Street, Apartment, City, Province/Territory/State, Country)		
Daytime telephone number	Evening telephone number	Cell number or email (optional)	Has known me for Number of months

11

Emergency Contact Information (optional)

- We recommend that you provide the name of someone who would **not** normally travel with you. This information is helpful if you have an accident or become ill while travelling outside of Canada.

Surname (last name)		Given name(s)	
Relationship to applicant	Daytime telephone number	Evening telephone number	Cell number
Current home address			
Number	Street	Apartment	City
		Province/Territory/State	Postal/ZIP code

Signature of applicant

Date

Year | Month | Day



ADULT TRAVEL DOCUMENT APPLICATION

for stateless and protected persons in Canada (16 years of age or over)

INSTRUCTIONS

Forms are regularly updated. Applicants are encouraged to use the interactive form available online at passportcanada.gc.ca.

Aussi disponible en français

(A) Entitlement to a Canadian Travel Document

Important Notice—We recommend that you not make any travel plans until you receive the requested travel document.

A Canadian travel document reflects the identity of the applicant as determined by proof of immigration status in Canada issued by Citizenship and Immigration Canada and documents to support identity.

- **Travel Document** (United Nations Convention Relating to the Status of Refugees, 1951 and its Protocol of 1967): issued to persons in Canada with protected person status, including Convention refugees and persons in need of protection.
- **Certificate of Identity**: issued to permanent residents of Canada who are not yet Canadian citizens, who are stateless, or who are unable to obtain a national passport.

Warnings:

- Some countries may not accept the certificate of identity as a valid travel document. You should check with the consulate or embassy of the country you will be visiting before applying for a certificate of identity.
- Travel documents and certificates of identity are not valid for travel to the bearer's country of citizenship.
- Persons under 16 years of age must have an individual travel document. Use form PPTC 192, *Child Travel Document Application*.
- Eligibility for either a travel document or a certificate of identity can only be determined after all required information has been submitted and reviewed. These documents are issued only in Gatineau, Quebec.
- If you are issued a Canadian travel document and you later obtain a travel document or a passport issued by your country of citizenship, you **must** return the Canadian travel document to the Passport Canada Program—Citizenship and Immigration Canada.

(B) Requirements Checklist

- | | |
|---|--|
| <ul style="list-style-type: none"> <input type="checkbox"/> All four (4) pages of the application form completed and signed within the last 12 months. <input type="checkbox"/> Two (2) identical unaltered passport photos taken within the last 12 months. <input type="checkbox"/> Application form and one of the photos certified by your guarantor. <input type="checkbox"/> A valid and eligible proof of immigration status in Canada (original only). The document will be returned to you. <input type="checkbox"/> Documents to support identity (original or copies). Copies must be signed by your guarantor. <input type="checkbox"/> Any previous Canadian certificate of identity or Canadian refugee travel document issued to you in the last five (5) years. | <ul style="list-style-type: none"> <input type="checkbox"/> Any valid or expired foreign travel document or national passport in which your name appears. <input type="checkbox"/> A copy of the receipt for fees paid (IMM 5401) if you have applied to become a Canadian citizen. <input type="checkbox"/> The fee. <p>Note: All documents submitted throughout the travel document application process that are in a language other than English or French must be translated by a certified translator.</p> <p>Additional documents or information may be required in support of this application.</p> |
|---|--|

(C) Fee

Travel Document – C\$120*	Certificate of Identity – C\$260*	*Includes a C\$25 consular services fee.
----------------------------------	--	--

All applicants must pay C\$120 when submitting an application. If the Passport Canada Program—Citizenship and Immigration Canada determines that you are not eligible for a travel document but may be eligible for a certificate of identity, you will be asked to provide the balance payable of C\$140 before your application is processed.

<p>Method of payment (Canadian funds only)</p> <ul style="list-style-type: none"> • Debit card (Interac) only for in-person applications submitted by the cardholder. • Prepaid debit cards are not accepted. Credit card and prepaid card embossed only (fill out and detach section D of this form and enclose it with your application) • Certified cheque or money order (postal or bank, for the exact amount) payable to the Receiver General for Canada. 	<p>Important</p> <ul style="list-style-type: none"> • Every person who requests a travel document service must pay the exact applicable fee. • Applicants who cancel their application or are refused a travel document or certificate of identity are not eligible for a refund of the service fee. Only the consular services fee of C\$25, applied only to adult applications, is refundable. • The Passport Canada Program—Citizenship and Immigration Canada does not accept personal cheques or payment in cash. • Administrative fees and applicable interest will be applied to all dishonoured payments. • An applicant's debit card (Interac, Visa Debit or Virtual Debit) is not accepted for applications submitted by mail or by a third party. • Fees are subject to change.
--	---

All Canadian travel documents contain 36 pages.

(D) Credit Card Information

COMPLETE and submit with your application if you are paying by credit card.

Card type: Visa MasterCard American Express

Name as it appears on card	Card number	Date of expiry Month Year
Name of applicant	FOR OFFICIAL USE ONLY	
AUTHORIZATION —I authorize the Passport Canada Program to charge C\$ <input style="width: 50px;" type="text"/> to my credit card.	Signature of cardholder	Date Year Month Day


(E) Where to Apply


<p>BY MAIL </p> <p>Certificate of Identity Section Passport Canada Program Gatineau QC K1A 1L2</p>	<p>BY COURIER OR IN PERSON</p> <p>Certificate of Identity Section Passport Canada Program Place du Centre, Commercial Level 2 200 Promenade du Portage Gatineau QC J8X 4B7</p>	<p>DO NOT mail or bring your application form to any other Passport Canada Program service location. The original documents that you enclose with your application are valuable. We recommend that you use a courier or mail service that allows you to trace your mail.</p>
--	---	--


(F) Contact Information


General information is available 24 hours a day, 7 days a week. Specific information is available Monday to Friday from 7:30 a.m. to 8 p.m. ET.

INFORMATION ON TRAVEL DOCUMENTS, FEES AND PROCESSING TIMES


 Website:passportcanada.gc.ca


 Toll-free: 1-800-567-6868


 TTY (for persons who are Deaf or hard of hearing)


 Toll-free: 1-866-255-7655

INFORMATION ON IMMIGRATION STATUS AND RETURNING TO CANADA
(Citizenship and Immigration Canada)


 Website:cic.gc.ca

 Toll-free: 1-888-242-2100

 TTY (for persons who are Deaf or hard of hearing)

 Toll-free: 1-888-576-8502 (8 a.m. to 4 p.m. ET)

INFORMATION ON TRAVEL REPORTS, WARNINGS AND REQUIREMENTS

 Website:travel.gc.ca

- Application forms are available in large print.
- A travel document application instruction booklet is available in Braille.

(G) Rules for Canadian Travel Document Photos

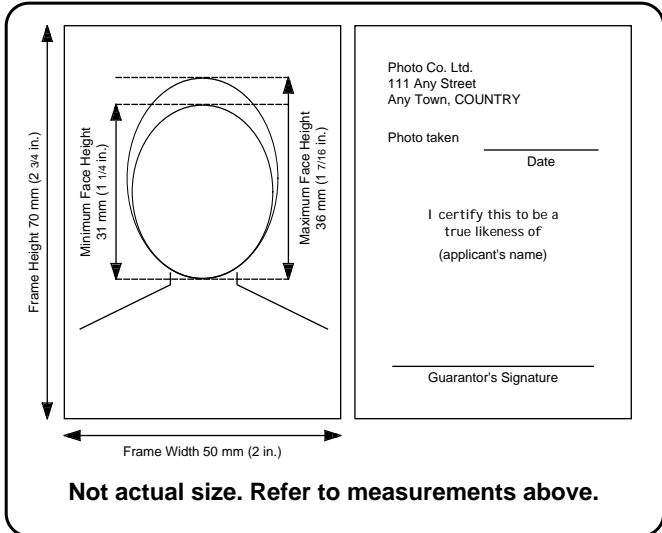
Note: Photo specifications for the travel document are different from those for a permanent resident card. You must submit **two (2) identical photos** with each Canadian travel document application.

THE PHOTOS MUST

- be taken by a commercial photographer;
- be clear, sharp and in focus. Photos may be in colour or in black and white;
- have a neutral facial expression (**eyes open and clearly visible, mouth closed, no smiling**);
- have uniform lighting—no shadows, glare or flash reflections;
- be taken **straight on** with the face and shoulders centered and squared to the camera;
- be taken in front of a plain white or light-coloured background to clearly distinguish the person from the background. Photos must reflect/represent natural skin tones;
- be originals that **have not been altered in any way** or taken from an existing photo;
- reflect your current appearance (taken within the last 12 months); and
- be professionally printed on plain, high quality photographic paper (photos printed at home and photos printed on heavy weight paper are not acceptable).

THE FOLLOWING MUST APPEAR ON THE BACK OF ONE PHOTO

- The **name and complete address of the photo studio and the date the photo was taken.** The photographer may use a stamp or handwrite this information (stick-on labels are not acceptable).
- The **guarantor's** signature.



Not actual size. Refer to measurements above.

ADDITIONAL INFORMATION

- **Glasses**, including tinted prescription glasses, may be worn in photos as long as the eyes are clearly visible and there is no glare in the glasses. Sunglasses and the red-eye effect are unacceptable.
- **Hats and head coverings** must not be worn, unless worn for religious beliefs or medical reasons. However, the head covering must not cast shadows on the face and the full face must be clearly visible.

(H)*Personal Information***SURNAME AND GIVEN NAME(S) TO APPEAR IN TRAVEL DOCUMENT**

Write the name you want to appear in the travel document. This name will normally be the same as the surname (last name) and given name(s) shown on your proof of immigration status. If you are requesting a travel document in a name that is different from the name that appears on the immigration status document, please note the following:

- For a **married surname change**, we recommend that you provide a marriage certificate (original or copy) to avoid possible delays.
- For any other **legal name change**, include **one (1)** of the following:
 - a legal change of name order;
 - an adoption order; or
 - a proof that the record of entry at Citizenship and Immigration Canada has been amended (i.e. approved "Request to Amend Immigration Record of Landing or the Confirmation of Permanent Residence" form IMM 1436).

Additional documentation will be required to verify your identity as well as the name to appear in the travel document (see section N).

SURNAME (LAST NAME) AT BIRTH/FORMER SURNAME (FORMER LAST NAME)

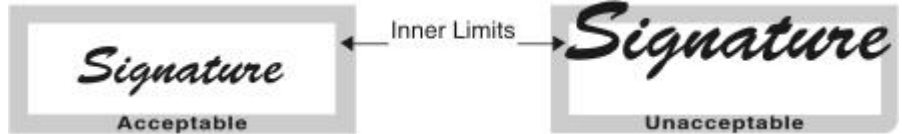
Complete if different from the surname (last name) to appear in the travel document (for the Passport Canada Program - Citizenship and Immigration Canada information only—will not appear in the travel document).

DATE OF BIRTH

The date of birth will be inscribed in the travel document exactly as it appears on the proof of immigration status unless Citizenship and Immigration Canada records have been amended subsequent to your admission to Canada. In this case, the original approved "Request to Amend Immigration Record of Landing or the Confirmation of Permanent Residence" form IMM 1436 is required. If your proof of immigration status does not show a complete date of birth, indicate the specific **year, month and day** of your birth. Provide copies of any documents you may have showing this date of birth, i.e. driver's licence, provincial health card, etc.

SIGNATURE

You **must** sign your usual signature on all **four (4)** pages. Your signature in section 1 will appear in the travel document. Therefore, your signature **must** not exceed the inner limits of the signature box.

**(I)***Declaration of Guarantor*

A guarantor is a person other than yourself who confirms your identity.

The guarantor must:

- be a Canadian citizen or a permanent resident living in Canada;
- have known you personally for at least **six (6)** months*;

**To know an applicant personally means that the guarantor is able to confirm aspects of the applicant's personal attributes such as name, approximate age, place of birth, physical description and some personal history such as occupation and place of residence. A family member or person residing at the same address as you (the applicant) may be the guarantor provided that the individual meets the specified requirements.*
- be included in **one (1)** of the following groups:

<ul style="list-style-type: none"> • dentist, medical doctor or chiropractor • judge, magistrate, police officer (municipal, provincial or RCMP) • lawyer (member of a provincial bar association), notary in Quebec • mayor • minister of religion authorized under provincial or territorial law to perform marriages • notary public • optometrist • pharmacist 	<ul style="list-style-type: none"> • postmaster • principal of primary or secondary school • professional accountant (member of APA, CA, CGA, CMA, PA or RPA) • professional engineer (P. Eng., Eng. in Quebec) • senior administrator in a community college (including CEGEP) • senior administrator or teacher in a university • veterinarian
--	---

The above list is not a recognition or endorsement by Passport Canada Program—Citizenship and Immigration Canada (PCPCIC) of professional status or superior qualifications.

- be accessible to the PCPCIC for verification.

The guarantor must perform **free of charge** the following **three (3)** tasks:

1. Complete and sign the *Declaration of Guarantor* section (*ensure you have completed and signed all **four (4)** pages of the application before submitting it to your guarantor*).
2. Write "I certify this to be a true likeness of (*your name*)" on the back of **one (1)** of your photos, and sign it.
3. If applicable, sign and date a copy of each document to support your identity (see section N).

PCPCIC reserves the right to request an alternate guarantor.

The applicant must not assist the guarantor in performing his or her duties. If your guarantor requires assistance, contact the PCPCIC.

If you have **not known** an eligible guarantor for at least **six (6)** months, complete form PPTC 326, *Statutory Declaration in Lieu of Guarantor for a Travel Document*, available from any Passport Canada Program regional office or contact PCPCIC (see section F). This form must be completed at your expense before a person authorized by law to administer an oath or solemn affirmation. **This may delay the processing time of the travel document.**

(J)*Proof of Immigration Status in Canada*

Provide **one (1)** of the valid immigration status documents listed in section 3 of the application form (**original only**). It will be returned to you. A Notice of decision from the Immigration and Refugee Board of Canada or a Verification of status from Citizenship and Immigration Canada confirming your protected person status are acceptable documents. Additional information may be required to confirm your immigration status in Canada. If you require an immigration status document, contact Citizenship and Immigration Canada (see section F).

(K)**Previous Canadian Travel Document**

- Enclose any valid Canadian certificate of identity or Canadian refugee travel document issued to you in the last **five (5)** years. If your current Canadian certificate of identity or Canadian refugee travel document is valid for more than 12 months from the date the application is submitted, provide a written explanation as to why you are applying at this time. Should Passport Canada Program—Citizenship and Immigration Canada (PCPCIC) not be satisfied that you have a valid reason for applying early, your application for a new travel document may be refused.
 - A person's name may appear in only **one (1)** valid Canadian certificate of identity or Canadian refugee travel document.
- Note:** If a valid Canadian certificate of identity or Canadian refugee travel document has been lost, stolen, damaged or is inaccessible, complete form PPTC 203, *Declaration*, available online at passportcanada.gc.ca. **A Canadian certificate of identity or Canadian refugee travel document, once reported lost or stolen, is no longer valid. If found, it is not to be used for travel and must be returned immediately to PCPCIC or if abroad to the nearest Government of Canada office.**

(L)**Citizenship and Travel Documentation**

- Enclose any valid or expired foreign travel document or national passport issued to you or in which your name appears. If you are no longer in possession of this travel document or passport, write on the application form a description of the document, date and place of issue and explain its present whereabouts. If the document has been seized by Citizenship and Immigration Canada, provide the *Notice of Seizure* (IMM 5265).
- If you have visited another country since your entry to Canada, write the date or dates you left Canada, the date or dates you returned and explain the reason for the visit (if insufficient space, use section 8 (Notes) of the application form).
- If you have been refused a national passport, enclose the letter of refusal. If this letter is not in either English or French, you must submit a translation of the document done by a certified translator.
- If you have been refused a national passport and have not received a letter of refusal from the authorities to whom you applied, enclose copies of any relevant letters you may have retained regarding your request for a passport or renewal of such a document. Write on the application form the results of your application including the date you were refused (if insufficient space, use section 8 (Notes) of the application form).
- If you have applied for a national passport and have not received a written response, write in detail on the application form all the steps you have taken (by order of date) to obtain the passport and the results achieved. Enclose copies of any relevant letters you may have retained (if insufficient space, use section 8 (Notes) of the application form).


(M)**Application for Canadian Citizenship**

- If you have lost your Canadian citizenship receipt, write the date your application was made.
- If you were unsuccessful in your application for Canadian citizenship, enclose the letter of refusal. If you have lost the letter of refusal, write the date you applied and the reason for the refusal.

(N)**Documents to Support Identity**

- Provide at least **one (1)** document to support your identity with the name to appear in the Canadian certificate of identity or Canadian refugee travel document. Further documentation may be required.
- Documents to support your identity must be valid, must be issued by a federal, provincial/territorial or municipal authority, and must include your name and **signature**. For example:
 - Provincial/territorial/state driver's licence
 - Provincial health card
 - Federal, provincial/territorial or municipal employee identification card
 - Other federal, provincial/territorial or municipal identification card
- Copies are acceptable provided your guarantor has signed and dated a copy of each document (both sides) confirming that the original document has been seen. If you are submitting original documents, they will be returned to you.
- If you are submitting copies and are using form PPTC 326, *Statutory Declaration in Lieu of Guarantor for a Travel Document*, the same official who signs the Declaration must also sign and date the copies of the original document (both sides) to indicate that the original document has been seen. If you have no documents to support your identity, contact the Passport Canada Program—Citizenship and Immigration Canada (see section F).

(O)**Privacy Notice Statement**

 All personal information provided on this application form is collected by the Passport Canada Program—Citizenship and Immigration Canada (PCPCIC) for the purpose of determining entitlement of the applicant to a Canadian travel document and to provide information to the Consular Operations Bureau of Foreign Affairs, Trade and Development Canada in the event that the travel document holder requires assistance while travelling abroad. In the performance of those services, the personal information is collected, used and disclosed under the authority of the *Canadian Passport Order* and in accordance with the *Privacy Act* and any other federal laws, regulations and policies applicable to the protection of personal information, as described in Personal Information Bank PPTC PPD 101 (Certificate of Identity and Refugee Travel Documents). In the context of the delivery of travel document services, the PCPCIC and other federal government institutions or Government of Canada offices abroad assisting in the delivery of travel document services may exchange personal information. In addition, in determining current and ongoing entitlement and to maintain the integrity of the passport program, all personal information collected is subject to verification and security queries to authenticate identity and citizenship, as well as to identify the existence of grounds for refusal to issue a travel document, the revocation of a currently valid travel document or the refusal of travel document services. In the same context, the guarantor's personal information is also subject to verification and security queries to determine whether the individual meets the guarantor requirements. Personal information may be disclosed to third party entities, such as law enforcement authorities and identity document issuing institutions, for verification and security queries required in the delivery of travel document services. Personal information may also be disclosed by third-party entities to PCPCIC or other federal government institutions or Government of Canada offices abroad for those same purposes. To strengthen the security of the Canadian travel document, PCPCIC uses facial recognition technology. Also, an electronic chip is inserted into the booklet. The chip contains, in electronic format, the photo of the bearer and the personal information (excluding the signature) found on page 2 of the booklet.