


YUKON BUREAU OF STATISTICS



Yukon Fuel Price Survey October 2018

Retail Motor Fuel Prices in Yukon

Average Prices as of October 24, 2018

	Self-serve			% Change Oct 25, 2017 to Oct 24, 2018		
	regular	premium	diesel	regular	premium	diesel
Whitehorse	143.5	153.2	138.2	27.7%	25.1%	14.2%
Beaver Creek	159.9	169.9	159.9	16.4%	6.3%	10.4%
Burwash Landing	147.9	157.9	138.9	22.3%	20.6%	16.8%
Carcross	n/a	-	n/a	n/a	-	n/a
Carmacks	154.9	164.9	152.4	24.0%	22.2%	15.1%
Dawson City	154.6	172.0	151.7	14.8%	20.1%	11.3%
Destruction Bay	152.9	165.9	156.9	15.0%	13.7%	11.4%
Eagle Plains	155.0	-	155.0	6.9%	-	10.7%
Faro	n/a	-	n/a	n/a	-	n/a
Haines Junction	149.9	157.9	148.6	27.7%	25.4%	15.9%
Jake's Corner	147.8	155.9	141.4	n/a	n/a	n/a
Mayo	142.0	-	133.0	22.3%	-	11.8%
Pelly Crossing	153.9	159.9	148.9	18.8%	n/a	17.7%
Ross River	156.9	-	154.5	20.8%	-	18.9%
Stewart Crossing	154.9	160.9	150.9	26.0%	24.8%	13.5%
Teslin	148.9	158.9	145.9	25.2%	23.3%	13.2%
Watson Lake	140.4	154.9	137.6	23.8%	16.6%	13.8%

As of October 24, 2018, average **regular self-serve** gasoline prices ranged from 140.4¢ per litre in Watson Lake to 159.9¢ per litre in Beaver Creek; a difference of 19.5¢. In communities offering **premium self-serve** gasoline, prices ranged from 153.2¢ in Whitehorse to 172.0¢ in Dawson City; a difference of 18.8¢. **Diesel self-serve** prices ranged from 133.0¢ in Mayo to 159.9¢ in Beaver Creek; a difference of 26.9¢ per litre.

Comparing October 24, 2018 to October 25, 2017, **regular self-serve** gasoline prices increased in all Yukon communities. **Diesel self-serve** prices also increased in all Yukon communities.

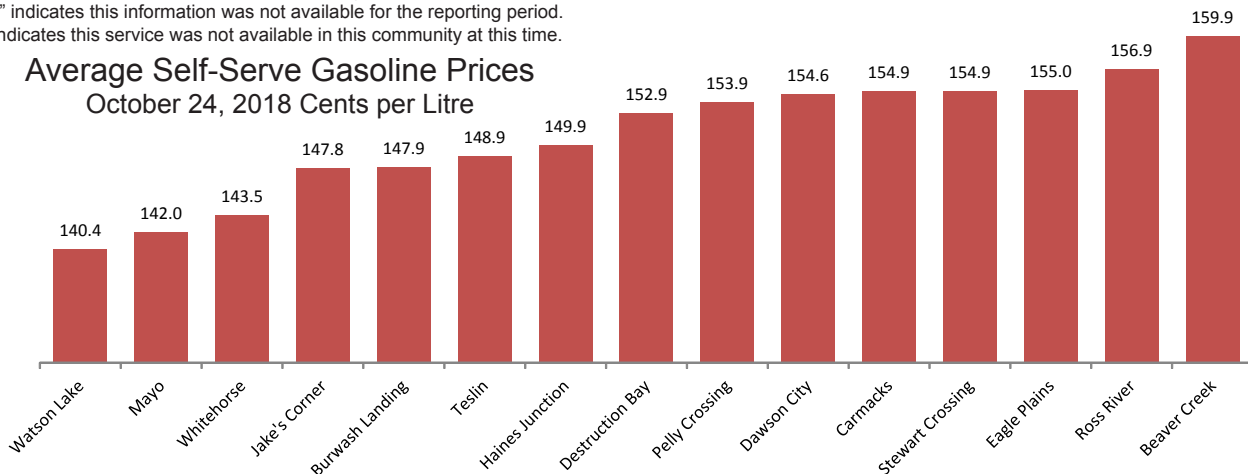
	Full-serve				% Change Oct 25, 2017 to Oct 24, 2018			
	regular	premium	diesel	propane	regular	premium	diesel	propane
Whitehorse	142.9	152.9	135.9	101.9	26.6%	23.1%	14.9%	1.7%
Dawson City	-	-	-	135.0	-	-	-	0.0%
Destruction Bay	-	-	-	140.0	-	-	-	10.3%
Eagle Plains	-	-	-	140.0	-	-	-	0.0%
Haines Junction	-	-	-	n/a	-	-	-	n/a
Teslin	-	-	-	112.5	-	-	-	5.1%
Watson Lake	-	-	-	110.9	-	-	-	4.7%

In communities offering **full-serve propane** fuel services, prices ranged from 101.9¢ per litre in Whitehorse to 140.0¢ per litre in Destruction Bay and Eagle Plains; a difference of 38.1¢. Year-over-year, prices of full-serve propane increased in Whitehorse, Destruction Bay, Teslin and Watson Lake; prices remained the same in Dawson City and Eagle Plains.

Notes:

All prices are Canadian cents per litre, including all applicable taxes.
 "n/a" indicates this information was not available for the reporting period.
 "-" Indicates this service was not available in this community at this time.

Average Self-Serve Gasoline Prices
October 24, 2018 Cents per Litre



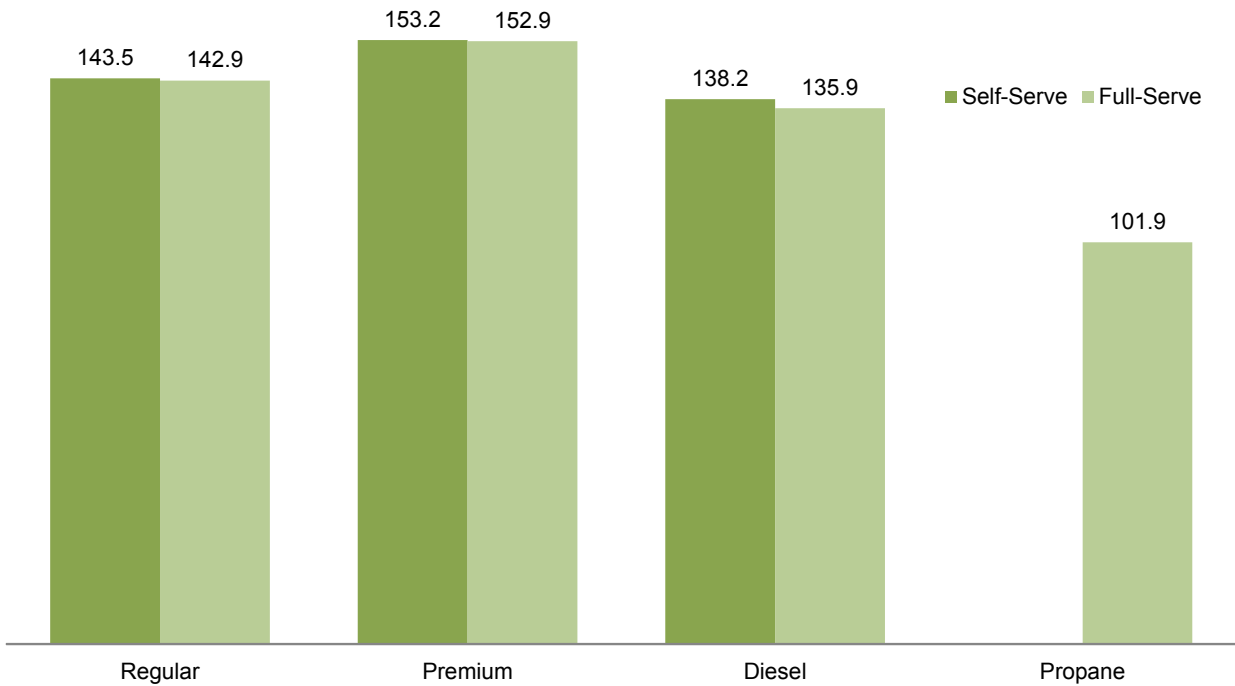
*Data for Carcross and Faro were not available.

Retail Motor Fuel Prices — Whitehorse

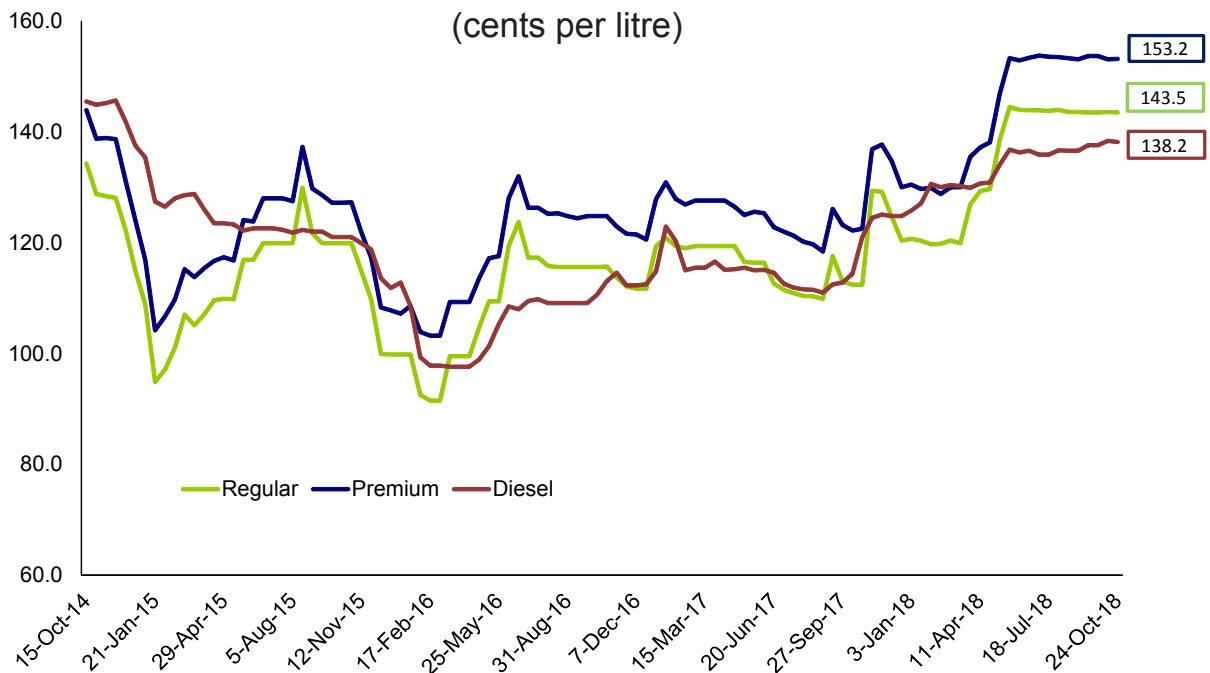
	Self-serve			Full-serve			
	regular	premium	diesel	regular	premium	diesel	propane
24-Oct-18	143.5	153.2	138.2	142.9	152.9	135.9	101.9
10-Oct-18	143.6	153.1	138.4	144.9	152.9	137.9	100.2
26-Sep-18	143.5	153.7	137.6	144.9	152.9	137.9	100.9
12-Sep-18	143.5	153.7	137.6	144.9	152.9	137.9	99.9
29-Aug-18	143.6	153.1	136.6	144.9	152.9	137.9	100.2
15-Aug-18	143.6	153.3	136.6	144.9	152.9	137.9	100.2
1-Aug-18	144.0	153.5	136.7	144.9	152.9	137.9	100.3
18-Jul-18	143.8	153.6	135.9	144.9	151.9	136.9	98.5
4-Jul-18	143.9	153.8	135.9	144.9	152.9	136.2	100.9
20-Jun-18	143.9	153.4	136.6	144.9	154.9	137.9	102.6
6-Jun-18	144.0	152.9	136.3	144.9	152.9	136.2	102.6
23-May-18	144.5	153.3	136.8	144.9	152.9	136.2	101.2
9-May-18	138.6	146.9	134.1	139.9	147.6	134.9	100.2
25-Apr-18	129.7	138.1	130.9	129.9	137.9	130.9	100.2
11-Apr-18	129.3	137.2	130.7	129.9	137.9	130.9	100.6
28-Mar-18	126.9	135.5	129.9	126.9	134.9	130.9	100.6
14-Mar-18	119.9	130.0	130.2	120.9	131.9	130.9	102.9
28-Feb-18	120.4	130.0	130.4	120.9	131.9	130.9	102.9
14-Feb-18	119.8	128.8	130.0	120.9	127.9	131.9	101.4
31-Jan-18	119.7	129.9	130.6	120.9	132.4	132.9	102.9
17-Jan-18	120.4	129.7	127.1	119.9	130.9	124.6	103.9
3-Jan-18	120.7	130.5	125.8	120.9	131.9	126.2	103.9
20-Dec-17	120.4	130.0	124.8	120.9	131.9	126.2	102.6
6-Dec-17	124.7	134.7	124.8	127.2	135.2	126.2	101.9
22-Nov-17	129.2	137.7	125.1	129.6	137.6	123.9	101.9
8-Nov-17	129.4	136.9	124.5	129.9	137.9	121.9	101.2
25-Oct-17	112.4	122.5	121.0	112.9	124.2	118.3	100.2
11-Oct-17	112.4	122.2	114.4	112.9	124.2	114.0	100.2
Sep '17	115.3	124.7	112.7	116.4	126.4	114.0	98.5
Aug '17	110.2	119.4	111.4	109.8	120.8	112.1	97.0
Jul '17	111.2	121.7	112.3	111.3	123.7	113.1	97.9
Jun '17	114.5	124.1	114.9	115.1	125.1	115.1	98.2
May '17	116.5	125.3	115.3	116.9	126.2	114.9	93.6
Apr '17	118.6	127.1	115.2	118.9	126.4	114.9	92.9
Mar '17	119.4	127.6	115.9	119.9	127.2	115.6	96.7
Feb '17	119.2	127.4	117.7	119.3	126.6	122.2	93.9
Jan '17	119.4	127.9	115.1	119.9	127.2	114.8	91.4
Dec '16	111.7	121.1	112.4	111.9	122.2	111.9	89.9
Nov '16	112.9	122.3	113.5	112.8	123.7	113.6	90.3
Oct '16	115.7	124.8	111.9	115.9	126.2	114.3	88.3
Sep '16	115.6	124.6	109.1	115.9	126.2	108.9	88.6
Aug '16	115.7	125.1	109.1	115.9	126.2	108.9	88.7
Jul '16	117.3	126.3	109.7	117.9	126.4	110.4	90.4
Jun '16	121.6	130.0	108.3	122.6	132.8	108.9	89.7
May '16	109.4	117.4	103.3	109.9	118.6	106.7	88.9
Apr '16	102.1	111.5	98.3	101.8	114.8	106.7	89.1
Mar '16	96.8	107.3	97.7	97.5	113.2	105.6	88.4
Feb '16	92.0	103.6	98.6	93.7	111.1	105.7	91.6
Jan '16	99.8	107.9	110.7	100.6	119.6	116.5	94.3
Dec '15	99.9	108.1	112.7	101.8	120.8	119.8	95.0
Nov '15	112.4	119.6	119.4	114.9	127.9	122.9	94.0
Oct '15	119.9	127.3	121.0	119.9	131.7	123.9	93.8

Retail Motor Fuel Prices — Whitehorse

Average Fuel Prices, as of October 24, 2018
(cents per litre)



Average Self-Serve Bi-weekly Fuel Prices,
October 2014 - October 2018
(cents per litre)



Retail Motor Fuel Prices - Beaver Creek & Burwash Landing

	Beaver Creek Self-serve		
	regular	premium	diesel
24-Oct-18	159.9	169.9	159.9
10-Oct-18	157.6	169.9	155.6
26-Sep-18	157.6	169.9	155.6
12-Sep-18	158.4	169.9	158.4
29-Aug-18	157.6	169.9	155.6
15-Aug-18	157.6	169.9	148.6
1-Aug-18	157.6	169.9	148.6
18-Jul-18	157.6	169.9	148.6
4-Jul-18	157.6	169.9	148.6
20-Jun-18	158.9	169.9	148.6
6-Jun-18	158.9	169.9	148.6
23-May-18	152.2	169.9	145.2
9-May-18	149.9	149.9	149.9
25-Apr-18	144.9	159.9	159.9
11-Apr-18	144.9	159.9	159.9
28-Mar-18	144.9	159.9	159.9
14-Mar-18	144.9	159.9	159.9
28-Feb-18	144.9	159.9	159.9
14-Feb-18	144.9	159.9	159.9
31-Jan-18	144.9	159.9	159.9
17-Jan-18	144.9	159.9	159.9
3-Jan-18	144.9	159.9	159.9
20-Dec-17	144.9	159.9	159.9
6-Dec-17	137.4	159.9	147.4
22-Nov-17	137.4	159.9	144.9
8-Nov-17	137.4	159.9	144.9
25-Oct-17	137.4	159.9	144.9
11-Oct-17	136.9	159.9	139.6
Sep '17	136.9	159.9	139.6
Aug '17	138.8	159.9	139.5
Jul '17	133.6	159.9	137.9
Jun '17	133.5	159.9	137.5
May '17	130.5	159.9	137.6
Apr '17	138.3	159.9	143.3
Mar '17	144.6	159.6	154.6
Feb '17	144.9	159.9	152.4
Jan '17	144.9	155.4	149.9
Dec '16	139.9	159.9	149.9
Nov '16	139.9	159.9	143.9
Oct '16	133.2	159.9	136.2
Sep '16	133.2	159.9	135.9
Aug '16	133.2	159.9	135.6
Jul '16	137.9	159.9	130.3
Jun '16	130.8	151.4	125.9
May '16	121.5	142.9	137.1
Apr '16	127.6	142.9	141.9
Mar '16	127.9	142.2	131.2
Feb '16	131.9	141.9	137.4
Jan '16	139.9	152.9	149.9
Dec '15	147.4	160.4	154.9
Nov '15	154.9	167.9	159.9
Oct '15	152.6	167.9	163.3

	Burwash Landing Self-serve		
	regular	premium	diesel
24-Oct-18	147.9	157.9	138.9
10-Oct-18	n/a	n/a	n/a
26-Sep-18	n/a	n/a	n/a
12-Sep-18	n/a	n/a	n/a
29-Aug-18	147.9	157.9	138.9
15-Aug-18	144.9	154.9	137.9
1-Aug-18	144.9	154.9	137.9
18-Jul-18	144.9	154.9	137.9
4-Jul-18	144.9	154.9	137.9
20-Jun-18	n/a	n/a	n/a
6-Jun-18	144.9	154.9	137.9
23-May-18	144.9	154.9	127.9
9-May-18	129.9	139.9	135.9
28-Mar-18	129.9	139.9	135.9
14-Mar-18	129.9	139.9	135.9
28-Mar-18	125.9	135.9	135.9
14-Mar-18	129.9	139.9	127.9
28-Feb-18	n/a	n/a	n/a
14-Feb-18	129.9	139.9	127.9
31-Jan-18	129.9	139.9	127.9
17-Jan-18	129.9	139.9	127.9
3-Jan-18	n/a	n/a	n/a
20-Dec-17	n/a	n/a	n/a
6-Dec-17	129.9	139.9	127.9
22-Nov-17	129.9	139.9	127.9
8-Nov-17	n/a	n/a	n/a
25-Oct-17	120.9	130.9	118.9
11-Oct-17	120.9	130.9	118.9
Sep '17	120.9	130.9	118.9
Aug '17	120.9	130.9	118.9
Jul '17	120.9	130.9	118.9
Jun '17	120.9	130.9	118.9
May '17	120.9	130.9	118.9
Apr '17	125.9	135.9	118.9
Mar '17	125.9	135.9	118.9
Feb '17	125.9	135.9	118.9
Jan '17	122.9	132.9	117.4
Dec '16	119.9	129.9	115.9
Nov '16	119.9	129.9	115.9
Oct '16	119.9	129.9	115.9
Sep '16	119.9	129.9	115.9
Aug '16	119.9	129.9	115.9
Jul '16	122.9	132.9	120.9
Jun '16	119.9	129.9	119.9
May '16	105.9	115.9	109.9
Apr '16	99.9	109.9	109.9
Mar '16	99.9	109.9	109.5
Feb '16	99.9	109.9	105.9
Jan '16	n/a	n/a	n/a
Dec '15	119.9	129.9	120.9
Nov '15	129.9	139.9	129.9
Oct '15	129.9	139.9	120.9

Retail Motor Fuel Prices — Carcross & Carmacks

	Carcross Self-serve				Carmacks Self-serve		
	regular	premium	diesel		regular	premium	diesel
24-Oct-18	n/a	-	n/a	24-Oct-18	154.9	164.9	152.4
10-Oct-18	154.9	-	154.9	10-Oct-18	154.9	164.9	152.4
26-Sep-18	154.9	-	154.9	26-Sep-18	154.9	164.9	155.4
12-Sep-18	154.9	-	154.9	12-Sep-18	154.9	162.4	151.4
29-Aug-18	154.9	-	154.9	29-Aug-18	154.9	164.9	151.4
15-Aug-18	154.9	-	154.9	15-Aug-18	159.9	167.4	151.4
1-Aug-18	154.9	-	154.9	1-Aug-18	159.9	167.4	151.4
18-Jul-18	154.9	-	154.9	18-Jul-18	159.9	167.4	151.4
4-Jul-18	154.9	-	154.9	4-Jul-18	154.9	157.4	147.9
20-Jun-18	154.9	-	154.9	20-Jun-18	152.4	157.4	147.9
6-Jun-18	154.9	-	149.9	6-Jun-18	154.9	157.4	147.9
23-May-18	149.9	-	149.9	23-May-18	149.9	154.9	147.9
9-May-18	149.9	-	149.9	9-May-18	149.9	153.9	144.9
25-Apr-18	138.9	-	144.9	25-Apr-18	139.9	149.4	142.9
11-Apr-18	138.9	-	144.9	11-Apr-18	139.9	154.9	139.9
28-Mar-18	132.9	-	138.9	28-Mar-18	130.9	145.4	140.4
14-Mar-18	132.9	-	144.9	14-Mar-18	130.9	145.4	140.4
28-Feb-18	132.9	-	144.9	28-Feb-18	130.9	145.4	140.4
14-Feb-18	129.9	-	139.9	14-Feb-18	130.9	145.4	140.4
31-Jan-18	129.9	-	136.9	31-Jan-18	130.9	145.4	140.4
17-Jan-18	129.9	-	134.9	17-Jan-18	130.9	145.4	140.4
3-Jan-18	130.0	-	140.0	3-Jan-18	139.9	149.9	138.4
20-Dec-17	135.0	-	140.0	20-Dec-17	139.9	149.9	138.4
6-Dec-17	140.0	-	147.0	6-Dec-17	139.9	149.9	137.4
22-Nov-17	139.0	-	139.0	22-Nov-17	139.9	149.9	134.9
8-Nov-17	134.0	-	134.0	8-Nov-17	124.9	134.9	133.9
25-Oct-17	124.0	-	125.0	25-Oct-17	124.9	134.9	132.4
11-Oct-17	124.0	-	125.0	11-Oct-17	124.9	139.4	127.4
Sep '17	126.5	-	127.5	Sep '17	129.9	138.2	128.9
Aug '17	122.0	-	122.0	Aug '17	119.9	130.9	124.1
Jul '17	124.4	-	124.4	Jul '17	119.9	128.7	121.2
Jun '17	128.4	-	126.9	Jun '17	124.9	134.9	127.4
May '17	129.9	-	129.9	May '17	124.9	132.4	127.4
Apr '17	129.9	-	129.9	Apr '17	124.9	135.9	127.4
Mar '17	129.9	-	129.9	Mar '17	124.9	135.9	127.4
Feb '17	129.9	-	129.9	Feb '17	124.9	135.9	127.4
Jan '17	129.9	-	129.9	Jan '17	124.9	134.4	127.4
Dec '16	121.9	-	128.4	Dec '16	124.9	133.4	126.2
Nov '16	123.4	-	128.4	Nov '16	124.9	130.9	124.9
Oct '16	125.9	-	129.9	Oct '16	124.9	125.4	124.9
Sep '16	125.9	-	127.9	Sep '16	124.9	130.4	124.9
Aug '16	125.9	-	125.9	Aug '16	125.9	131.2	125.9
Jul '16	127.9	-	127.9	Jul '16	127.9	138.9	127.9
Jun '16	129.9	-	127.4	Jun '16	133.2	133.9	132.2
May '16	119.9	-	124.9	May '16	114.9	117.4	114.7
Apr '16	114.4	-	124.9	Apr '16	109.9	109.9	109.9
Mar '16	110.9	-	118.6	Mar '16	106.6	106.6	106.6
Feb '16	109.9	-	115.9	Feb '16	95.9	105.9	99.9
Jan '16	118.4	-	127.9	Jan '16	107.4	117.4	114.9
Dec '15	121.9	-	129.9	Dec '15	109.9	119.9	119.9
Nov '15	132.4	-	134.9	Nov '15	124.9	134.9	124.9
Oct '15	139.9	-	139.9	Oct '15	134.9	144.9	127.2

Retail Motor Fuel Prices — Dawson City & Destruction Bay

	Dawson City Self-serve			Full-serve
	regular	premium	diesel	propane
24-Oct-18	154.6	172.0	151.7	135.0
10-Oct-18	154.6	172.0	151.8	135.0
26-Sep-18	154.6	172.0	151.8	135.0
12-Sep-18	154.6	172.0	150.6	135.0
29-Aug-18	154.6	172.0	150.6	135.0
15-Aug-18	154.6	172.0	150.6	135.0
1-Aug-18	154.6	170.2	150.6	135.0
18-Jul-18	154.6	172.0	150.6	135.0
4-Jul-18	154.6	172.0	150.3	135.0
20-Jun-18	154.6	172.0	150.3	135.0
6-Jun-18	154.6	172.0	150.3	135.0
23-May-18	155.7	167.0	151.7	135.0
9-May-18	150.8	159.7	147.6	135.0
25-Apr-18	143.3	152.7	141.5	135.0
11-Apr-18	141.8	152.7	142.9	135.0
28-Mar-18	133.5	149.5	137.8	n/a
14-Mar-18	127.8	149.5	139.7	n/a
28-Feb-18	135.1	148.2	142.2	135.0
14-Feb-18	132.0	148.2	137.6	135.0
31-Jan-18	132.0	148.2	139.0	135.0
17-Jan-18	125.8	143.5	129.8	n/a
3-Jan-18	134.8	147.7	135.6	135.0
20-Dec-17	132.7	152.4	137.3	n/a
6-Dec-17	135.2	149.7	132.6	135.0
22-Nov-17	145.4	152.4	148.7	n/a
8-Nov-17	136.4	144.9	142.8	135.0
25-Oct-17	134.7	143.2	136.3	135.0
11-Oct-17	134.7	143.2	136.3	135.0
Sep '17	136.2	144.7	135.9	135.0
Aug '17	129.7	136.5	131.7	135.0
Jul '17	131.0	138.2	134.2	135.0
Jun '17	134.2	140.2	134.9	135.0
May '17	135.7	141.7	137.8	135.0
Apr '17	135.7	141.7	137.8	135.0
Mar '17	135.7	141.7	137.8	135.3
Feb '17	136.1	142.6	140.8	135.0
Jan '17	132.5	139.5	142.8	n/a
Dec '16	134.2	139.4	131.9	135.0
Nov '16	134.4	141.4	131.9	135.0
Oct '16	136.2	143.2	131.9	135.0
Sep '16	137.2	143.2	131.9	135.0
Aug '16	137.2	143.2	131.9	135.0
Jul '16	136.2	143.0	131.9	135.0
Jun '16	131.1	137.7	127.9	135.0
May '16	123.7	131.4	127.9	135.0
Apr '16	118.0	125.0	127.9	135.0
Mar '16	117.2	124.2	135.9	135.0
Feb '16	119.5	126.5	143.8	135.0
Jan '16	121.1	128.6	141.9	135.0
Dec '15	127.5	135.0	143.9	135.0
Nov '15	138.8	145.6	148.6	135.0
Oct '15	139.7	146.7	149.3	n/a

	Destruction Bay Self-serve			Full-serve
	regular	premium	diesel	propane
24-Oct-18	152.9	165.9	156.9	140.0
10-Oct-18	153.9	166.9	157.9	136.9
26-Sep-18	155.9	168.9	150.9	136.9
12-Sep-18	n/a	n/a	n/a	n/a
29-Aug-18	152.9	165.9	149.9	136.9
15-Aug-18	151.9	164.9	148.9	136.9
1-Aug-18	154.9	167.9	147.9	136.9
18-Jul-18	151.9	164.9	147.9	136.9
4-Jul-18	156.9	169.9	151.9	136.9
20-Jun-18	153.9	166.9	153.9	136.9
6-Jun-18	156.9	159.9	153.9	136.9
23-May-18	156.9	168.9	152.9	140.0
9-May-18	151.9	164.9	146.9	140.0
25-Apr-18	151.9	164.9	145.9	140.0
11-Apr-18	148.9	155.9	144.9	130.0
28-Mar-18	142.9	155.9	144.9	126.9
14-Mar-18	135.9	148.9	144.9	126.9
28-Feb-18	135.9	148.9	146.9	126.9
14-Feb-18	n/a	n/a	n/a	n/a
31-Jan-18	136.9	149.9	149.9	126.9
17-Jan-18	134.9	147.9	146.9	126.9
3-Jan-18	133.9	147.9	146.9	126.9
20-Dec-17	133.9	146.9	144.9	126.9
6-Dec-17	131.9	144.9	143.9	126.9
22-Nov-17	131.9	144.9	142.9	126.9
8-Nov-17	142.9	155.9	143.9	126.9
25-Oct-17	132.9	145.9	140.9	126.9
11-Oct-17	126.9	139.9	134.9	126.9
Sep '17	128.9	141.9	127.9	126.9
Aug '17	128.4	140.9	124.4	126.9
Jul '17	123.4	134.9	119.9	126.9
Jun '17	120.9	132.9	122.9	126.9
May '17	127.9	137.9	125.9	128.5
Apr '17	132.9	142.9	128.9	126.9
Mar '17	126.9	136.9	129.9	126.9
Feb '17	128.9	138.9	128.9	128.5
Jan '17	131.4	141.4	127.9	126.9
Dec '16	126.4	134.9	128.4	126.9
Nov '16	122.9	132.9	128.9	128.5
Oct '16	128.9	138.9	129.9	128.5
Sep '16	124.4	134.4	122.9	126.9
Aug '16	126.6	136.6	120.9	127.9
Jul '16	125.4	135.4	122.9	126.9
Jun '16	135.4	145.4	123.9	128.5
May '16	120.4	130.9	116.9	130.0
Apr '16	118.9	128.9	113.9	130.0
Mar '16	116.9	126.9	112.2	127.9
Feb '16	111.9	121.9	109.9	126.9
Jan '16	120.4	130.4	115.9	126.9
Dec '15	121.9	131.9	122.4	126.9
Nov '15	131.9	141.9	128.4	128.5
Oct '15	140.9	150.9	131.9	126.9

Retail Motor Fuel Prices — Eagle Plains & Faro

	Eagle Plains					Faro			
	Eagle Plains Self-Serve			Full-serve propane		Faro Self-Serve			
	regular	premium	diesel			regular	premium	diesel	
24-Oct-18	155.0	-	155.0	140.0	24-Oct-18	n/a	-	n/a	
10-Oct-18	165.0	-	160.0	140.0	10-Oct-18	154.9	-	142.5	
26-Sep-18	165.0	-	155.0	140.0	26-Sep-18	154.9	-	142.5	
12-Sep-18	n/a	-	n/a	n/a	12-Sep-18	154.9	-	142.5	
29-Aug-18	165.0	-	155.0	140.0	29-Aug-18	154.9	-	142.5	
15-Aug-18	165.0	-	155.0	140.0	15-Aug-18	159.9	-	149.5	
1-Aug-18	155.0	-	155.0	140.0	1-Aug-18	159.9	-	149.5	
18-Jul-18	160.0	-	155.0	140.0	18-Jul-18	n/a	-	n/a	
4-Jul-18	160.0	-	155.0	140.0	4-Jul-18	154.9	-	152.5	
20-Jun-18	n/a	-	n/a	n/a	20-Jun-18	153.9	-	152.5	
6-Jun-18	n/a	-	n/a	n/a	6-Jun-18	153.9	-	154.5	
23-May-18	n/a	-	n/a	n/a	23-May-18	153.9	-	152.5	
9-May-18	n/a	-	n/a	n/a	9-May-18	149.9	-	148.5	
25-Apr-18	n/a	-	n/a	n/a	25-Apr-18	139.9	-	145.5	
11-Apr-18	n/a	-	n/a	n/a	11-Apr-18	139.9	-	145.5	
28-Mar-18	145.0	-	150.0	140.0	28-Mar-18	134.5	-	142.9	
14-Mar-18	145.0	-	150.0	140.0	14-Mar-18	134.5	-	142.9	
28-Feb-18	145.0	-	150.0	140.0	28-Feb-18	134.9	-	142.9	
14-Feb-18	145.0	-	150.0	140.0	14-Feb-18	134.5	-	134.9	
31-Jan-18	145.0	-	150.0	140.0	31-Jan-18	134.5	-	134.9	
17-Jan-18	145.0	-	140.0	140.0	17-Jan-18	139.5	-	134.9	
3-Jan-18	145.0	-	140.0	140.0	3-Jan-18	139.9	-	134.5	
20-Dec-17	145.0	-	140.0	140.0	20-Dec-17	139.9	-	134.5	
6-Dec-17	145.0	-	145.0	140.0	6-Dec-17	n/a	-	n/a	
22-Nov-17	145.0	-	145.0	140.0	22-Nov-17	n/a	-	n/a	
8-Nov-17	145.0	-	140.0	140.0	8-Nov-17	n/a	-	n/a	
25-Oct-17	145.0	-	140.0	140.0	25-Oct-17	n/a	-	n/a	
11-Oct-17	145.0	-	140.0	140.0	11-Oct-17	n/a	-	n/a	
Sep '17	145.0	-	140.0	140.0	Sep '17	128.2	-	129.9	
Aug '17	145.0	-	143.3	140.0	Aug '17	127.9	-	132.9	
Jul '17	145.0	-	142.5	140.0	Jul '17	127.0	-	127.0	
Jun '17	145.0	-	142.5	140.0	Jun '17	127.9	-	132.9	
May '17	145.0	-	145.0	140.0	May '17	127.9	-	132.9	
Apr '17	145.0	-	140.0	140.0	Apr '17	127.9	-	132.9	
Mar '17	145.0	-	140.0	140.0	Mar '17	125.9	-	130.9	
Feb '17	145.0	-	140.0	140.0	Feb '17	124.9	-	129.9	
Jan '17	145.0	-	140.0	140.0	Jan '17	124.9	-	129.9	
Dec '16	145.0	-	140.0	140.0	Dec '16	124.9	-	123.9	
Nov '16	145.0	-	142.5	140.0	Nov '16	124.9	-	123.9	
Oct '16	145.0	-	145.0	140.0	Oct '16	124.9	-	123.9	
Sep '16	145.0	-	145.0	140.0	Sep '16	n/a	-	n/a	
Aug '16	145.0	-	143.3	140.0	Aug '16	126.9	-	125.9	
Jul '16	145.0	-	142.5	140.0	Jul '16	133.5	-	129.5	
Jun '16	145.0	-	145.0	140.0	Jun '16	134.9	-	133.9	
May '16	145.0	-	145.0	140.0	May '16	109.9	-	108.9	
Apr '16	145.0	-	140.0	140.0	Apr '16	109.9	-	108.9	
Mar '16	146.7	-	145.0	140.0	Mar '16	100.2	-	101.2	
Feb '16	150.0	-	150.0	140.0	Feb '16	102.9	-	107.4	
Jan '16	150.0	-	155.0	140.0	Jan '16	107.4	-	114.9	
Dec '15	150.0	-	157.5	140.0	Dec '15	114.9	-	120.4	
Nov '15	150.0	-	160.0	140.0	Nov '15	129.9	-	127.9	
Oct '15	150.0	-	155.0	140.0	Oct '15	132.4	-	119.9	

Retail Motor Fuel Prices — Haines Junction

	Self-serve			Full-serve
	regular	premium	diesel	propane
24-Oct-18	149.9	157.9	148.6	n/a
10-Oct-18	147.4	157.9	145.4	100.0
26-Sep-18	146.5	157.9	144.2	100.0
12-Sep-18	146.5	157.9	144.2	100.0
29-Aug-18	146.7	157.9	144.7	n/a
15-Aug-18	148.9	157.9	148.3	n/a
1-Aug-18	146.9	158.9	144.9	100.0
18-Jul-18	147.2	157.9	140.9	100.0
4-Jul-18	147.2	157.9	144.2	100.0
20-Jun-18	147.9	157.9	145.4	100.0
6-Jun-18	147.7	157.9	145.4	100.0
23-May-18	146.2	157.9	143.4	100.0
9-May-18	143.2	152.9	140.2	100.0
25-Apr-18	134.7	142.9	136.4	100.0
11-Apr-18	129.7	142.9	136.7	100.0
28-Mar-18	128.4	140.4	136.7	100.0
14-Mar-18	124.9	133.9	136.2	100.0
28-Feb-18	124.9	133.9	136.4	100.0
14-Feb-18	124.9	133.9	135.4	100.0
31-Jan-18	124.9	133.9	135.4	100.0
17-Jan-18	124.4	133.9	134.2	100.0
3-Jan-18	124.4	133.9	131.8	100.0
20-Dec-17	126.2	129.9	133.6	100.0
6-Dec-17	128.2	135.9	132.7	100.0
22-Nov-17	130.2	146.0	133.9	100.0
8-Nov-17	129.2	146.0	133.2	100.0
25-Oct-17	117.4	125.9	128.2	100.0
11-Oct-17	116.7	125.9	117.9	100.0
Sep '17	121.7	132.9	119.1	100.0
Aug '17	115.8	124.2	116.3	100.0
Jul '17	116.6	125.2	116.5	100.0
Jun '17	121.4	128.2	119.7	100.0
May '17	121.5	129.0	122.1	100.0
Apr '17	122.7	129.0	122.0	100.0
Mar '17	121.4	130.9	120.9	100.0
Feb '17	123.0	130.9	121.5	100.0
Jan '17	122.3	130.9	119.5	100.0
Dec '16	113.9	122.4	116.1	100.0
Nov '16	116.9	124.2	116.9	100.0
Oct '16	118.9	126.4	116.9	100.0
Sep '16	117.3	126.4	115.9	100.0
Aug '16	119.3	126.4	115.5	100.3
Jul '16	122.7	130.4	113.5	100.0
Jun '16	124.4	133.7	114.0	100.0
May '16	111.1	119.2	109.9	100.0
Apr '16	104.0	111.7	108.2	100.0
Mar '16	99.1	105.4	109.1	100.0
Feb '16	98.6	104.4	109.1	100.0
Jan '16	105.2	110.4	116.9	100.0
Dec '15	107.6	110.4	118.9	100.0
Nov '15	119.6	123.7	126.2	100.0
Oct '15	123.9	128.4	126.5	100.0

Retail Motor Fuel Prices — Jake's Corner

	Self-serve			Full-serve
	regular	premium	diesel	propane
24-Oct-18	147.8	155.9	141.4	-
10-Oct-18	147.8	155.9	141.4	-
26-Sep-18	147.8	155.9	141.4	-
12-Sep-18	147.8	155.9	141.4	-
29-Aug-18	147.8	155.9	137.9	-
15-Aug-18	147.8	155.9	137.9	-
1-Aug-18	147.8	155.9	137.9	n/a
18-Jul-18	147.8	155.9	137.9	n/a
4-Jul-18	147.8	155.9	137.9	n/a
20-Jun-18	147.8	155.9	137.9	n/a
6-Jun-18	147.8	155.9	137.9	n/a
23-May-18	147.8	155.9	137.9	n/a
9-May-18	142.8	146.9	137.9	n/a
25-Apr-18	132.8	140.9	132.9	n/a
11-Apr-18	132.8	140.9	132.9	n/a
28-Mar-18	n/a	n/a	n/a	n/a
14-Mar-18	n/a	n/a	n/a	n/a
28-Feb-18	n/a	n/a	n/a	n/a
14-Feb-18	n/a	n/a	n/a	n/a
31-Jan-18	n/a	n/a	n/a	n/a
17-Jan-18	n/a	n/a	n/a	n/a
3-Jan-18	n/a	n/a	n/a	n/a
20-Dec-17	n/a	n/a	n/a	n/a
6-Dec-17	n/a	n/a	n/a	n/a
22-Nov-17	n/a	n/a	n/a	n/a
8-Nov-17	n/a	n/a	n/a	n/a
25-Oct-17	n/a	n/a	n/a	n/a
11-Oct-17	n/a	n/a	n/a	n/a
Sep '17	n/a	n/a	n/a	n/a
Aug '17	112.8	126.8	113.8	115.0
Jul '17	112.8	126.8	113.8	107.5
Jun '17	116.8	129.8	116.8	115.0
May '17	118.3	129.8	118.3	107.5
Apr '17	119.8	129.8	124.8	100.0
Mar '17	119.8	129.8	124.8	115.0
Feb '17	119.8	129.8	124.8	115.0
Jan '17	117.8	129.8	124.8	115.0
Dec '16	115.8	129.8	124.8	115.0
Nov '16	115.8	129.8	124.8	115.0
Oct '16	117.8	129.8	124.8	115.0
Sep '16	115.8	129.8	114.8	115.0
Aug '16	115.8	129.8	114.8	115.0
Jul '16	118.8	129.8	114.8	115.0
Jun '16	124.9	134.9	107.9	107.5
May '16	109.8	119.8	99.8	110.0
Apr '16	102.3	113.8	102.3	110.0
Mar '16	94.5	107.5	107.5	110.0
Feb '16	91.8	104.8	112.8	105.0
Jan '16	99.8	129.8	112.8	110.0
Dec '15	104.8	129.8	115.8	110.0
Nov '15	119.8	129.8	118.8	110.0
Oct '15	119.8	129.8	124.3	110.0

Effective March 2016, Jake's Corner prices are reported rather than Tagish area prices, due to Tagish gas station closure.

Retail Motor Fuel Prices — Mayo

	Self-serve			Full-serve	
	regular	premium	diesel	regular	diesel
24-Oct-18	142.0	-	133.0	-	-
10-Oct-18	144.7	-	135.1	-	-
26-Sep-18	144.7	-	135.1	-	-
12-Sep-18	144.7	-	135.1	-	-
29-Aug-18	144.7	-	135.1	-	-
15-Aug-18	144.7	-	135.1	-	-
1-Aug-18	144.7	-	135.1	n/a	n/a
18-Jul-18	144.7	-	135.1	n/a	n/a
4-Jul-18	144.7	-	135.1	n/a	n/a
20-Jun-18	144.7	-	135.1	n/a	n/a
6-Jun-18	144.7	-	135.1	n/a	n/a
23-May-18	151.9	-	141.9	n/a	n/a
9-May-18	146.9	-	141.9	n/a	n/a
25-Apr-18	139.9	-	135.1	n/a	n/a
11-Apr-18	136.9	-	137.9	n/a	n/a
28-Mar-18	130.4	-	128.5	n/a	n/a
14-Mar-18	121.8	-	131.3	n/a	n/a
28-Feb-18	127.9	-	137.9	n/a	n/a
14-Feb-18	121.8	-	128.5	n/a	n/a
31-Jan-18	121.8	-	131.3	n/a	n/a
17-Jan-18	121.8	-	121.8	n/a	n/a
3-Jan-18	127.9	-	129.9	n/a	n/a
20-Dec-17	127.9	-	129.9	n/a	n/a
6-Dec-17	126.6	-	123.7	n/a	n/a
22-Nov-17	132.3	-	125.6	n/a	n/a
8-Nov-17	132.3	-	128.5	n/a	n/a
25-Oct-17	116.1	-	119.0	n/a	n/a
11-Oct-17	116.1	-	116.1	n/a	n/a
Sep '17	120.1	-	106.1	n/a	n/a
Aug '17	112.7	-	112.2	122.9	119.6
Jul '17	112.3	-	113.2	125.9	117.4
Jun '17	114.7	-	112.8	128.9	123.9
May '17	119.9	-	114.2	128.9	123.9
Apr '17	119.9	-	114.2	128.9	123.9
Mar '17	119.9	-	114.2	128.9	123.9
Feb '17	119.9	-	111.3	128.9	123.9
Jan '17	119.9	-	111.3	128.9	123.9
Dec '16	117.9	-	113.9	128.9	123.9
Nov '16	121.9	-	113.9	128.9	123.9
Oct '16	126.4	-	119.9	128.9	123.9
Sep '16	123.9	-	115.9	128.9	123.9
Aug '16	124.9	-	115.6	128.9	123.9
Jul '16	126.9	-	116.9	132.4	123.9
Jun '16	128.9	-	114.9	129.9	123.9
May '16	120.9	-	107.4	115.9	119.9
Apr '16	118.5	-	103.9	109.9	119.9
Mar '16	101.9	-	105.9	111.2	118.6
Feb '16	102.9	-	109.9	109.9	119.9
Jan '16	109.9	-	125.4	112.9	125.4
Dec '15	111.4	-	129.4	115.9	136.9
Nov '15	122.9	-	131.4	135.9	139.4
Oct '15	128.9	-	128.4	135.9	139.4

* Mayo full-serve station burnt down in early September 2017.

Retail Motor Fuel Prices — Pelly Crossing & Ross River

	Pelly Crossing Self-serve		
	regular	Premium	diesel
24-Oct-18	153.9	159.9	148.9
10-Oct-18	153.9	159.9	148.9
26-Sep-18	153.9	159.9	148.9
12-Sep-18	153.9	159.9	148.9
29-Aug-18	153.9	159.9	148.9
15-Aug-18	153.9	159.9	148.9
1-Aug-18	153.9	157.9	148.9
18-Jul-18	153.9	157.9	148.9
4-Jul-18	153.9	159.9	148.9
20-Jun-18	n/a	-	149.0
6-Jun-18	n/a	-	143.9
23-May-18	148.9	-	148.4
9-May-18	n/a	-	n/a
25-Apr-18	137.9	-	145.9
11-Apr-18	130.9	-	137.5
28-Mar-18	130.9	-	137.5
14-Mar-18	130.9	-	137.5
28-Feb-18	130.9	-	137.5
14-Feb-18	130.9	-	137.5
31-Jan-18	130.9	-	137.5
17-Jan-18	136.9	-	137.5
3-Jan-18	136.9	-	137.5
20-Dec-17	136.9	-	137.5
6-Dec-17	136.9	-	137.5
22-Nov-17	136.9	-	137.5
8-Nov-17	129.5	-	137.5
25-Oct-17	129.5	-	126.5
11-Oct-17	129.5	-	126.5
Sep '17	129.5	-	126.5
Aug '17	122.0	-	122.0
Jul '17	125.0	-	125.0
Jun '17	127.9	-	127.9
May '17	127.9	-	127.9
Apr '17	125.9	-	127.9
Mar '17	122.6	-	127.9
Feb '17	120.9	-	128.9
Jan '17	119.9	-	129.9
Dec '16	119.9	-	129.9
Nov '16	128.9	-	129.9
Oct '16	128.9	-	126.9
Sep '16	129.4	-	129.9
Aug '16	125.9	-	126.3
Jul '16	137.0	-	128.0
Jun '16	137.0	-	128.0
May '16	118.0	-	115.0
Apr '16	104.9	-	111.9
Mar '16	104.9	-	111.9
Feb '16	104.9	-	111.9
Jan '16	122.9	-	121.9
Dec '15	124.9	-	131.9
Nov '15	129.9	-	131.9
Oct '15	142.9	-	135.9

	Ross River Self-serve	
	regular	diesel
24-Oct-18	156.9	154.5
10-Oct-18	156.9	154.5
26-Sep-18	156.9	154.5
12-Sep-18	156.9	154.5
29-Aug-18	156.9	154.5
15-Aug-18	156.9	154.5
1-Aug-18	154.9	152.9
18-Jul-18	154.9	152.9
4-Jul-18	149.9	152.9
20-Jun-18	149.9	152.9
6-Jun-18	149.9	152.9
23-May-18	149.9	152.9
9-May-18	139.9	145.9
25-Apr-18	139.9	145.9
11-Apr-18	134.9	141.9
28-Mar-18	134.9	141.9
14-Mar-18	134.9	141.9
28-Feb-18	139.9	139.9
14-Feb-18	139.9	139.9
31-Jan-18	139.9	139.9
17-Jan-18	139.9	139.9
3-Jan-18	129.9	134.9
20-Dec-17	139.9	139.9
6-Dec-17	139.9	139.9
22-Nov-17	134.9	134.9
8-Nov-17	129.9	129.9
25-Oct-17	129.9	129.9
11-Oct-17	129.9	129.9
Sep '17	129.9	129.9
Aug '17	129.9	129.9
Jul '17	129.9	129.9
Jun '17	129.9	129.9
May '17	129.9	129.9
Apr '17	129.9	129.9
Mar '17	129.9	129.9
Feb '17	129.9	129.9
Jan '17	129.9	127.9
Dec '16	129.9	127.9
Nov '16	130.9	126.4
Oct '16	131.1	124.9
Sep '16	131.1	124.9
Aug '16	127.3	118.0
Jul '16	125.1	104.6
Jun '16	128.9	101.6
May '16	118.5	106.1
Apr '16	115.3	113.5
Mar '16	109.4	110.4
Feb '16	99.4	102.9
Jan '16	111.5	114.3
Dec '15	115.6	119.4
Nov '15	126.9	122.9
Oct '15	131.4	123.1

Retail Motor Fuel Prices — Stewart Crossing

	Self-Serve		
	regular	premium	diesel
24-Oct-18	154.9	160.9	150.9
10-Oct-18	154.9	160.9	150.9
26-Sep-18	154.9	160.9	150.9
12-Sep-18	154.9	160.9	150.9
29-Aug-18	154.9	160.9	150.9
15-Aug-18	154.9	160.9	150.9
1-Aug-18	154.9	160.9	150.9
18-Jul-18	n/a	n/a	n/a
4-Jul-18	154.9	160.9	150.9
20-Jun-18	154.9	160.9	150.9
6-Jun-18	n/a	n/a	n/a
23-May-18	154.9	160.9	150.9
9-May-18	149.9	155.9	145.9
25-Apr-18	139.9	145.9	139.9
11-Apr-18	139.9	145.9	139.9
28-Mar-18	129.9	136.9	139.9
14-Mar-18	130.9	136.9	139.9
28-Feb-18	130.9	136.9	139.9
14-Feb-18	130.9	136.9	139.9
31-Jan-18	130.9	136.9	139.9
17-Jan-18	130.9	126.9	139.9
3-Jan-18	130.9	136.9	132.9
20-Dec-17	130.9	136.9	132.9
6-Dec-17	137.9	141.9	132.9
22-Nov-17	139.9	145.9	132.9
8-Nov-17	139.9	145.9	132.9
25-Oct-17	122.9	128.9	132.9
11-Oct-17	122.9	128.9	119.9
Sep '17	129.9	132.4	119.9
Aug '17	120.9	126.9	119.9
Jul '17	121.9	127.9	122.9
Jun '17	125.4	131.4	123.4
May '17	126.9	132.9	123.9
Apr '17	129.9	135.9	125.9
Mar '17	129.9	135.9	125.9
Feb '17	129.9	135.9	125.9
Jan '17	129.9	135.9	125.9
Dec '16	121.9	127.9	119.9
Nov '16	123.9	129.9	119.9
Oct '16	125.9	131.9	118.9
Sep '16	125.9	131.9	117.9
Aug '16	125.9	131.9	117.9
Jul '16	127.9	133.9	117.9
Jun '16	132.9	138.9	117.9
May '16	119.9	125.9	113.9
Apr '16	112.4	118.4	109.9
Mar '16	105.9	111.9	109.9
Feb '16	101.9	107.9	109.9
Jan '16	109.9	115.9	125.9
Dec '15	109.9	115.9	125.9
Nov '15	124.9	130.9	131.9
Oct '15	129.9	135.9	131.9

Retail Motor Fuel Prices — Teslin

	Self-serve			Full-serve
	regular	premium	diesel	propane
24-Oct-18	148.9	158.9	145.9	112.5
10-Oct-18	148.9	158.9	145.9	112.5
26-Sep-18	148.9	158.9	141.9	112.5
12-Sep-18	148.9	158.9	141.9	114.9
29-Aug-18	148.9	158.9	141.9	112.5
15-Aug-18	148.9	158.9	141.9	112.5
1-Aug-18	148.9	158.9	141.9	112.5
18-Jul-18	148.9	158.9	141.9	112.5
4-Jul-18	148.9	158.9	141.9	112.5
20-Jun-18	148.9	158.9	141.9	112.5
6-Jun-18	148.9	158.9	141.9	112.5
23-May-18	148.9	158.9	141.9	112.5
9-May-18	143.9	148.9	141.9	112.5
25-Apr-18	133.9	143.9	135.9	112.5
11-Apr-18	133.9	143.9	135.9	112.5
28-Mar-18	130.9	143.9	135.9	112.5
14-Mar-18	128.9	139.9	137.9	112.5
28-Feb-18	129.9	139.9	139.9	112.5
14-Feb-18	129.9	139.9	139.9	112.5
31-Jan-18	129.9	139.9	134.9	112.5
17-Jan-18	129.9	139.9	133.9	107.0
3-Jan-18	132.9	142.9	133.9	107.0
20-Dec-17	132.9	142.9	133.9	107.0
6-Dec-17	132.9	142.9	133.9	107.0
22-Nov-17	129.4	138.9	133.9	107.0
8-Nov-17	126.9	133.9	128.9	107.0
25-Oct-17	118.9	128.9	128.9	107.0
11-Oct-17	118.9	128.9	119.9	107.0
Sep '17	123.9	133.9	119.9	107.0
Aug '17	117.9	127.9	115.9	104.7
Jul '17	119.2	129.4	117.4	101.0
Jun '17	120.4	130.9	117.9	101.0
May '17	122.2	132.4	119.4	102.0
Apr '17	121.9	129.9	119.9	102.0
Mar '17	123.9	130.6	119.9	102.0
Feb '17	123.9	133.9	119.9	102.0
Jan '17	121.7	129.4	117.7	102.0
Dec '16	115.9	125.9	115.9	102.0
Nov '16	118.9	129.9	117.4	102.0
Oct '16	119.9	129.9	117.9	102.0
Sep '16	119.9	129.9	112.9	102.0
Aug '16	119.9	129.9	112.9	102.2
Jul '16	123.2	131.9	113.2	101.3
Jun '16	128.9	138.9	114.2	107.0
May '16	113.9	123.9	112.9	105.0
Apr '16	105.2	116.4	105.9	110.0
Mar '16	101.2	109.9	105.9	109.7
Feb '16	99.9	109.9	105.9	112.3
Jan '16	107.4	117.4	116.9	117.5
Dec '15	109.9	119.9	121.9	120.00
Nov '15	121.4	129.4	126.7	117.5
Oct '15	123.9	133.9	128.7	115.0

Retail Motor Fuel Prices — Watson Lake

	Self-serve			Full-serve	
	regular	premium	diesel	diesel	propane
24-Oct-18	140.4	154.9	137.6	-	110.9
10-Oct-18	143.3	154.9	141.1	-	110.9
26-Sep-18	142.8	152.9	140.7	-	110.9
12-Sep-18	143.6	152.9	140.7	-	110.9
29-Aug-18	141.8	152.9	138.4	-	n/a
15-Aug-18	142.8	152.9	140.7	-	110.9
1-Aug-18	141.8	152.9	138.4	-	n/a
18-Jul-18	142.6	152.9	139.9	-	110.9
4-Jul-18	141.8	152.9	147.4	-	n/a
20-Jun-18	141.4	152.9	138.7	-	110.9
6-Jun-18	141.0	151.9	138.3	-	110.9
23-May-18	140.9	149.4	136.7	-	110.9
9-May-18	137.2	147.9	134.2	-	110.9
25-Apr-18	130.5	142.9	130.6	-	110.9
11-Apr-18	125.9	136.9	127.7	-	110.9
28-Mar-18	121.3	134.9	126.7	-	110.9
14-Mar-18	116.4	134.9	127.3	-	110.9
28-Feb-18	118.2	134.9	130.9	-	105.9
14-Feb-18	113.7	134.9	124.4	-	n/a
31-Jan-18	116.4	134.9	130.9	-	105.9
17-Jan-18	116.4	134.9	124.4	-	105.9
3-Jan-18	117.2	134.9	126.9	-	105.9
20-Dec-17	117.2	134.9	125.9	-	105.9
6-Dec-17	120.6	134.9	124.1	-	105.9
22-Nov-17	124.9	137.9	129.4	-	105.9
8-Nov-17	121.9	137.9	125.9	-	105.9
25-Oct-17	113.4	132.9	120.9	-	105.9
11-Oct-17	119.9	132.7	121.9	-	105.9
Sep '17	119.4	129.4	120.2	-	105.9
Aug '17	116.0	131.6	116.0	-	105.6
Jul '17	116.1	131.4	115.7	-	105.7
Jun '17	117.2	133.7	117.5	-	105.9
May '17	119.3	134.4	119.9	-	105.9
Apr '17	122.4	-	121.4	-	105.9
Mar '17	110.9	-	116.9	-	105.9
Feb '17	115.9	-	117.4	-	105.9
Jan '17	116.4	-	116.9	-	115.4
Dec '16	106.9	-	112.9	-	105.9
Nov '16	123.4	-	124.4	-	105.9
Oct '16	121.4	-	121.9	-	105.9
Sep '16	116.7	119.9	115.6	-	105.9
Aug '16	116.1	120.2	114.0	-	105.9
Jul '16	120.1	122.4	116.9	-	105.9
Jun '16	120.3	122.9	117.5	-	105.9
May '16	110.4	111.9	105.1	-	111.9
Apr '16	106.4	112.9	103.9	-	111.9
Mar '16	95.1	110.9	96.1	-	105.9
Feb '16	92.7	112.4	97.2	-	105.9
Jan '16	99.5	117.9	99.8	-	105.9
Dec '15	103.5	114.9	104.9	-	115.9
Nov '15	114.2	137.9	112.6	-	129.8
Oct '15	117.6	127.9	112.6	-	131.2

Residential Fuel Prices in Yukon

Average Prices as of October 24, 2018

	Residential Heating Fuels			% Change October 25, 2017 to October 24, 2018		
	Furnace Oil	Arctic Stove Oil	Propane (500-gallon tank cost)	Furnace Oil	Arctic Stove Oil	Propane (500-gallon tank cost)
Whitehorse	131.0	133.7	102.4	20.5%	19.8%	-1.1%
Beaver Creek	142.4	144.2	-	17.9%	19.3%	-
Burwash Landing	138.6	132.8	-	17.9%	16.6%	-
Carcross	134.5	134.8	-	17.4%	13.8%	-
Carmacks	136.3	139.4	117.1	20.4%	17.7%	-0.9%
Dawson City	141.2	144.9	117.1	16.9%	18.4%	-0.9%
Destruction Bay	135.6	138.7	-	20.5%	17.9%	-
Faro	136.5	139.7	117.1	18.2%	17.7%	-0.9%
Haines Junction	133.5	136.6	117.1	18.7%	17.8%	-0.9%
Marsh Lake	134.5	137.6	-	16.9%	16.4%	-
Mayo	143.1	146.2	117.1	16.2%	19.2%	-0.9%
Pelly Crossing	138.2	143.6	-	17.9%	21.4%	-
Ross River	144.6	140.7	117.1	24.0%	17.5%	-0.9%
Stewart Crossing	137.7	140.9	-	17.5%	17.1%	-
Tagish	134.5	134.8	-	17.4%	13.8%	-
Teslin	135.9	138.6	117.1	17.9%	18.7%	-0.9%
Watson Lake	135.5	138.6	117.1	18.3%	15.3%	-0.9%

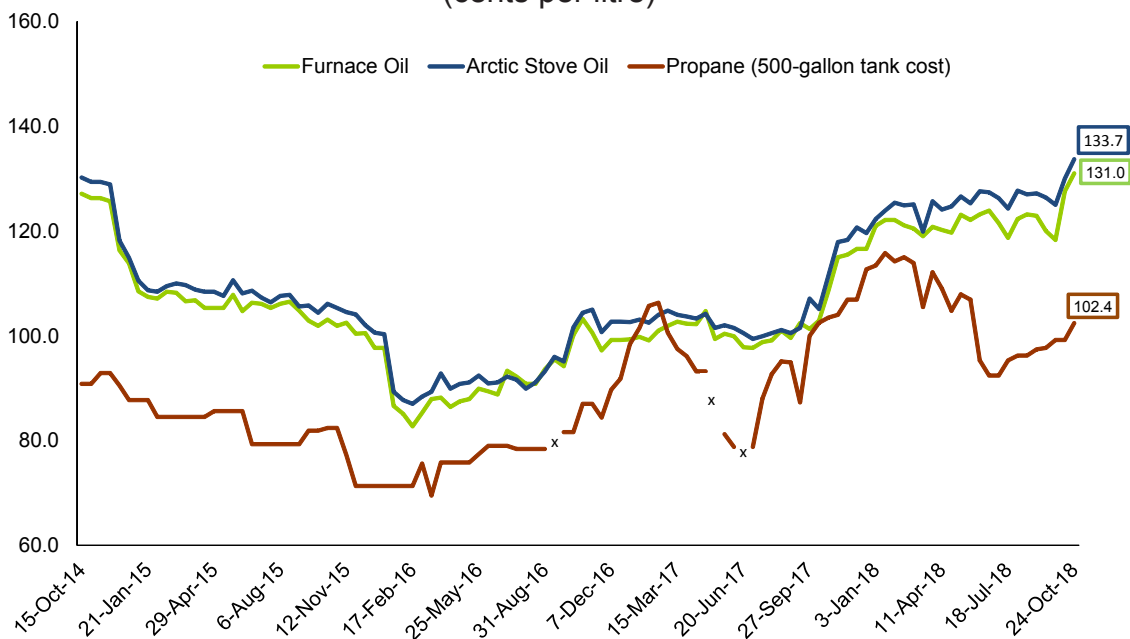
Notes: All prices are Canadian cents per litre, including all applicable taxes.
 “-” indicates this service was not available in this community at this time.

Comparing October 24, 2018 to October 25, 2017, prices of furnace oil increased in all Yukon communities. The largest percentage increase was in Ross River, up 24.0%.

Increases were also reported for Arctic stove oil prices in all Yukon communities. The largest percentage increase was in Pelly Crossing, up 21.4%.

Decreases were reported for average prices of propane (500 gallon tank) in all Yukon communities. The largest percentage decrease was in Whitehorse, down 1.1%.

Average Residential Bi-weekly Heating Fuel Prices, Whitehorse
 October 2014 - October 2018
 (cents per litre)



Residential Heating Fuel Prices — Whitehorse

	Furnace Oil	Arctic Stove Oil	Propane (500-gallon tank cost)
24-Oct-18	131.0	133.7	102.4
10-Oct-18	127.6	130.0	99.2
26-Sep-18	118.3	125.0	99.2
12-Sep-18	120.0	126.4	97.7
29-Aug-18	122.9	127.2	97.4
15-Aug-18	123.2	127.0	96.2
1-Aug-18	122.3	127.7	96.2
18-Jul-18	118.7	124.3	95.3
4-Jul-18	121.5	126.3	92.4
20-Jun-18	123.9	127.4	92.4
6-Jun-18	123.2	127.6	95.3
23-May-18	122.1	125.3	106.9
9-May-18	123.1	126.6	107.9
25-Apr-18	119.7	124.7	104.8
11-Apr-18	120.2	124.1	109.0
28-Mar-18	120.8	125.7	112.1
14-Mar-18	119.0	119.9	105.5
28-Feb-18	120.5	125.1	113.9
14-Feb-18	121.1	124.9	115.0
31-Jan-18	122.1	125.4	114.2
17-Jan-18	122.1	123.9	115.8
3-Jan-18	121.0	122.3	113.4
20-Dec-17	116.6	119.6	112.7
6-Dec-17	116.6	120.7	106.9
22-Nov-17	115.5	118.3	106.9
8-Nov-17	115.0	117.9	104.0
25-Oct-17	108.7	111.6	103.5
11-Oct-17	102.9	105.1	102.5
Sep '17	101.9	104.3	93.7
Aug '17	99.9	100.7	94.2
Jul '17	98.3	99.7	83.4
Jun '17	98.9	101.0	78.8
May '17	99.9	101.8	81.2
Apr '17	103.5	103.8	93.2
Mar '17	102.3	104.2	98.1
Feb '17	100.1	103.3	106.0
Jan '17	99.6	102.9	100.0
Dec '16	99.2	102.7	90.8
Nov '16	98.9	102.9	85.7
Oct '16	101.7	103.0	84.3
Sep '16	94.9	95.6	81.6
Aug '16	91.7	91.4	78.4
Jul '16	92.8	91.9	78.7
Jun '16	89.1	91.0	79.0
May '16	88.9	91.8	76.6
Apr '16	87.0	90.4	75.8
Mar '16	87.1	90.2	73.6
Feb '16	83.9	87.4	71.3
Jan '16	92.2	94.8	71.3
Dec '15	99.1	101.3	71.3
Nov '15	101.5	104.3	74.3
Oct '15	102.5	105.7	82.4

Residential Heating Fuel Prices — Beaver Creek

	Furnace Oil	Arctic Stove Oil	Propane (500-gallon tank cost)
24-Oct-18	142.4	144.2	-
10-Oct-18	142.4	144.2	-
26-Sep-18	n/a	146.1	-
12-Sep-18	n/a	150.0	-
29-Aug-18	133.4	141.5	-
15-Aug-18	133.4	141.5	-
1-Aug-18	136.5	143.1	-
18-Jul-18	n/a	144.0	-
4-Jul-18	n/a	145.1	-
20-Jun-18	136.5	143.3	-
6-Jun-18	136.5	143.8	-
23-May-18	128.1	139.6	-
9-May-18	128.1	137.2	-
25-Apr-18	128.1	135.9	-
11-Apr-18	128.1	133.5	-
28-Mar-18	128.7	134.8	-
14-Mar-18	128.1	133.8	-
28-Feb-18	128.1	135.0	-
14-Feb-18	128.1	134.3	-
31-Jan-18	133.4	137.5	-
17-Jan-18	133.4	136.5	-
3-Jan-18	128.1	132.1	-
20-Dec-17	128.1	128.6	-
6-Dec-17	128.1	128.0	-
22-Nov-17	128.1	128.3	-
8-Nov-17	128.1	126.6	-
25-Oct-17	120.8	120.9	-
11-Oct-17	114.5	112.5	-
Sep '17	112.5	111.7	-
Aug '17	105.7	110.8	-
Jul '17	105.1	110.8	-
Jun '17	105.8	110.8	-
May '17	106.6	110.8	-
Apr '17	110.6	116.1	-
Mar '17	111.3	116.1	-
Feb '17	111.8	116.1	-
Jan '17	111.0	114.0	-
Dec '16	109.5	111.9	-
Nov '16	107.8	114.0	-
Oct '16	111.0	114.0	-
Sep '16	103.3	107.7	-
Aug '16	101.2	101.2	-
Jul '16	101.4	99.3	-
Jun '16	98.1	99.3	-
May '16	96.7	98.1	-
Apr '16	96.1	96.6	-
Mar '16	94.8	96.6	-
Feb '16	92.5	94.7	-
Jan '16	100.4	102.8	-
Dec '15	107.7	108.7	-
Nov '15	109.8	112.2	-
Oct '15	109.8	113.3	-

Residential Heating Fuel Prices — Burwash Landing

	Furnace Oil	Arctic Stove Oil	Propane (500 gallon tank cost)
24-Oct-18	138.6	132.8	-
10-Oct-18	138.6	141.8	-
26-Sep-18	n/a	n/a	-
12-Sep-18	n/a	n/a	-
29-Aug-18	130.2	128.6	-
15-Aug-18	130.2	128.6	-
1-Aug-18	133.4	130.2	-
18-Jul-18	n/a	123.9	-
4-Jul-18	n/a	123.9	-
20-Jun-18	133.4	136.5	-
6-Jun-18	133.4	130.2	-
23-May-18	125.0	126.0	-
9-May-18	125.0	128.1	-
25-Apr-18	125.0	126.0	-
11-Apr-18	125.0	126.0	-
28-Mar-18	125.1	126.1	-
14-Mar-18	125.0	126.0	-
28-Feb-18	125.0	128.1	-
14-Feb-18	125.0	126.0	-
31-Jan-18	130.2	128.6	-
17-Jan-18	130.2	128.6	-
3-Jan-18	125.0	128.1	-
20-Dec-17	125.0	128.1	-
6-Dec-17	125.0	126.0	-
22-Nov-17	125.0	126.0	-
8-Nov-17	125.0	128.1	-
25-Oct-17	117.6	113.9	-
11-Oct-17	111.3	110.7	-
Sep '17	107.9	109.0	-
Aug '17	104.5	107.3	-
Jul '17	104.5	107.3	-
Jun '17	104.5	107.3	-
May '17	104.5	107.3	-
Apr '17	109.2	109.7	-
Mar '17	109.2	110.6	-
Feb '17	109.2	109.7	-
Jan '17	107.1	108.7	-
Dec '16	105.0	107.6	-
Nov '16	107.1	108.7	-
Oct '16	107.1	109.0	-
Sep '16	100.8	102.1	-
Aug '16	94.2	95.7	-
Jul '16	92.4	95.1	-
Jun '16	94.7	95.6	-
May '16	95.2	95.3	-
Apr '16	92.6	93.9	-
Mar '16	91.0	95.6	-
Feb '16	88.8	93.2	-
Jan '16	96.7	101.0	-
Dec '15	104.0	107.4	-
Nov '15	106.9	110.3	-
Oct '15	106.9	110.1	-

Residential Heating Fuel Prices — Carcross

	Furnace Oil	Arctic Stove Oil	Propane (500 gallon tank cost)
24-Oct-18	134.5	134.8	-
10-Oct-18	133.4	132.0	-
26-Sep-18	116.6	126.1	-
12-Sep-18	n/a	136.4	-
29-Aug-18	127.2	131.6	-
15-Aug-18	127.2	131.6	-
1-Aug-18	130.3	133.2	-
18-Jul-18	n/a	133.5	-
4-Jul-18	n/a	134.6	-
20-Jun-18	130.3	134.9	-
6-Jun-18	130.3	135.5	-
23-May-18	121.9	131.3	-
9-May-18	121.9	128.9	-
25-Apr-18	121.9	127.6	-
11-Apr-18	121.9	124.6	-
28-Mar-18	121.9	125.6	-
14-Mar-18	121.9	124.9	-
28-Feb-18	121.9	126.1	-
14-Feb-18	121.9	125.1	-
31-Jan-18	127.2	130.3	-
17-Jan-18	127.2	130.3	-
3-Jan-18	121.9	125.0	-
20-Dec-17	121.9	123.5	-
6-Dec-17	121.9	122.9	-
22-Nov-17	121.9	123.2	-
8-Nov-17	121.9	123.0	-
25-Oct-17	114.6	118.5	-
11-Oct-17	108.3	110.1	-
Sep '17	108.2	107.4	-
Aug '17	103.4	104.6	-
Jul '17	102.9	104.6	-
Jun '17	103.6	104.6	-
May '17	104.4	104.6	-
Apr '17	108.1	109.3	-
Mar '17	108.7	109.3	-
Feb '17	109.2	109.3	-
Jan '17	108.4	107.2	-
Dec '16	106.9	105.1	-
Nov '16	105.2	107.2	-
Oct '16	108.5	107.2	-
Sep '16	100.7	100.9	-
Aug '16	96.6	94.3	-
Jul '16	96.7	92.5	-
Jun '16	93.4	92.5	-
May '16	92.1	92.4	-
Apr '16	90.3	92.0	-
Mar '16	88.0	91.9	-
Feb '16	85.7	90.0	-
Jan '16	93.6	98.1	-
Dec '15	100.9	104.0	-
Nov '15	103.0	107.6	-
Oct '15	103.0	107.6	-

Residential Heating Fuel Prices — Carmacks

	Furnace Oil	Arctic Stove Oil	Propane (500-gallon tank cost)
24-Oct-18	136.3	139.4	117.1
10-Oct-18	136.3	139.4	113.9
26-Sep-18	n/a	n/a	113.9
12-Sep-18	n/a	n/a	112.4
29-Aug-18	127.9	131.0	112.1
15-Aug-18	127.9	131.0	110.9
1-Aug-18	131.0	134.2	110.9
18-Jul-18	n/a	n/a	110.0
4-Jul-18	n/a	n/a	107.9
20-Jun-18	131.0	134.2	107.9
6-Jun-18	131.0	134.2	110.0
23-May-18	122.6	125.8	121.6
9-May-18	122.6	125.8	122.6
25-Apr-18	122.6	125.8	119.5
11-Apr-18	122.6	125.8	123.7
28-Mar-18	122.6	125.8	126.8
14-Mar-18	122.6	125.8	120.2
28-Feb-18	122.6	125.8	128.6
14-Feb-18	122.6	125.8	129.7
31-Jan-18	127.9	131.0	128.9
17-Jan-18	127.9	131.0	130.5
3-Jan-18	122.6	125.8	128.1
20-Dec-17	122.6	125.8	127.4
6-Dec-17	120.5	125.8	121.6
22-Nov-17	120.5	125.8	121.6
8-Nov-17	120.5	125.8	118.7
25-Oct-17	113.2	118.4	118.2
11-Oct-17	109.0	112.1	117.2
Sep '17	105.6	108.7	108.4
Aug '17	102.2	105.3	108.9
Jul '17	102.2	105.3	99.9
Jun '17	102.2	105.3	97.1
May '17	102.2	105.3	95.9
Apr '17	106.9	110.0	107.9
Mar '17	106.9	110.0	112.8
Feb '17	106.9	110.0	120.7
Jan '17	104.8	107.9	114.7
Dec '16	102.7	105.8	105.5
Nov '16	104.8	107.9	100.4
Oct '16	104.8	107.9	99.0
Sep '16	98.5	101.6	96.3
Aug '16	91.8	95.0	93.1
Jul '16	90.1	93.2	93.4
Jun '16	90.1	93.2	93.7
May '16	90.1	93.2	91.3
Apr '16	90.1	93.2	90.5
Mar '16	88.7	91.8	88.3
Feb '16	86.4	89.6	71.3
Jan '16	94.3	97.5	71.3
Dec '15	101.6	104.8	71.3
Nov '15	103.7	106.9	74.3
Oct '15	103.7	106.9	82.4

Residential Heating Fuel Prices — Dawson City

	Furnace Oil	Arctic Stove Oil	Propane (500-gallon tank cost)
24-Oct-18	141.2	144.9	117.1
10-Oct-18	137.0	133.6	113.9
26-Sep-18	132.3	142.3	113.9
12-Sep-18	132.3	144.3	112.4
29-Aug-18	132.8	140.6	112.1
15-Aug-18	132.8	140.6	110.9
1-Aug-18	134.4	141.6	110.9
18-Jul-18	132.3	141.3	110.0
4-Jul-18	132.3	141.9	107.9
20-Jun-18	134.4	141.7	107.9
6-Jun-18	134.4	142.1	110.0
23-May-18	130.2	139.3	121.6
9-May-18	133.5	139.9	122.6
25-Apr-18	130.2	136.8	119.5
11-Apr-18	130.2	135.2	123.7
28-Mar-18	130.2	135.9	126.8
14-Mar-18	130.2	135.4	120.2
28-Feb-18	130.2	136.2	128.6
14-Feb-18	130.2	135.7	129.7
31-Jan-18	132.8	137.8	128.9
17-Jan-18	132.8	137.2	130.5
3-Jan-18	130.8	133.6	128.1
20-Dec-17	127.6	129.1	127.4
6-Dec-17	127.6	128.7	121.6
22-Nov-17	128.1	128.3	121.6
8-Nov-17	128.1	128.0	118.7
25-Oct-17	120.8	122.4	118.2
11-Oct-17	114.5	114.0	117.2
Sep '17	112.0	112.4	108.4
Aug '17	105.6	110.8	108.9
Jul '17	105.0	110.8	99.9
Jun '17	105.7	110.8	97.1
May '17	106.5	110.8	95.9
Apr '17	110.2	115.5	107.9
Mar '17	110.8	115.5	112.8
Feb '17	111.4	115.5	120.7
Jan '17	110.6	113.4	114.7
Dec '16	109.1	111.3	105.5
Nov '16	107.4	113.4	100.4
Oct '16	110.7	113.4	99.0
Sep '16	102.9	107.1	96.3
Aug '16	100.9	100.5	93.1
Jul '16	101.0	98.7	93.4
Jun '16	97.7	98.7	93.7
May '16	96.4	97.6	91.3
Apr '16	95.6	96.3	90.5
Mar '16	94.2	96.2	88.3
Feb '16	91.9	94.3	71.3
Jan '16	99.8	102.4	71.3
Dec '15	107.1	108.3	71.3
Nov '15	109.2	111.8	74.3
Oct '15	109.2	112.8	82.4

Residential Heating Fuel Prices — Destruction Bay

	Furnace Oil	Arctic Stove Oil	Propane (500 gallon tank cost)
24-Oct-18	135.6	138.7	-
10-Oct-18	135.6	138.7	-
26-Sep-18	n/a	n/a	-
12-Sep-18	n/a	n/a	-
29-Aug-18	127.2	130.3	-
15-Aug-18	127.2	130.3	-
1-Aug-18	130.3	133.5	-
18-Jul-18	n/a	n/a	-
4-Jul-18	n/a	n/a	-
20-Jun-18	130.3	133.5	-
6-Jun-18	130.3	133.5	-
23-May-18	121.9	125.1	-
9-May-18	121.9	125.1	-
25-Apr-18	121.9	125.1	-
11-Apr-18	121.9	125.1	-
28-Mar-18	121.9	125.1	-
14-Mar-18	121.9	125.1	-
28-Feb-18	121.9	125.1	-
14-Feb-18	121.9	125.1	-
31-Jan-18	127.2	130.3	-
17-Jan-18	127.2	130.3	-
3-Jan-18	121.9	125.1	-
20-Dec-17	121.9	125.1	-
6-Dec-17	119.8	125.6	-
22-Nov-17	119.8	125.6	-
8-Nov-17	119.8	125.6	-
25-Oct-17	112.5	117.6	-
11-Oct-17	108.3	111.3	-
Sep '17	104.9	108.0	-
Aug '17	101.4	104.6	-
Jul '17	101.4	104.6	-
Jun '17	101.4	104.6	-
May '17	101.4	104.6	-
Apr '17	106.2	109.3	-
Mar '17	106.2	109.3	-
Feb '17	106.2	109.3	-
Jan '17	104.1	107.2	-
Dec '16	102.0	105.1	-
Nov '16	104.1	107.2	-
Oct '16	104.1	107.2	-
Sep '16	97.8	100.9	-
Aug '16	91.1	94.3	-
Jul '16	89.4	92.5	-
Jun '16	94.1	92.5	-
May '16	93.3	93.0	-
Apr '16	91.0	93.2	-
Mar '16	88.0	93.3	-
Feb '16	85.7	92.5	-
Jan '16	93.6	98.7	-
Dec '15	100.9	104.1	-
Nov '15	103.0	106.2	-
Oct '15	103.0	106.2	-

Residential Heating Fuel Prices — Faro

	Furnace Oil	Arctic Stove Oil	Propane (500-gallon tank cost)
24-Oct-18	136.5	139.7	117.1
10-Oct-18	136.5	135.5	113.9
26-Sep-18	n/a	131.3	113.9
12-Sep-18	n/a	131.3	112.4
29-Aug-18	128.2	131.3	112.1
15-Aug-18	128.2	132.9	110.9
1-Aug-18	131.4	134.5	110.9
18-Jul-18	n/a	n/a	110.0
4-Jul-18	n/a	134.4	107.9
20-Jun-18	131.4	134.5	107.9
6-Jun-18	131.4	130.3	110.0
23-May-18	123.0	126.1	121.6
9-May-18	123.0	126.1	122.6
25-Apr-18	123.0	126.1	119.5
11-Apr-18	123.0	126.1	123.7
28-Mar-18	123.0	126.1	126.8
14-Mar-18	123.0	126.1	120.2
28-Feb-18	123.0	126.1	128.6
14-Feb-18	123.0	126.1	129.7
31-Jan-18	128.2	131.4	128.9
17-Jan-18	128.2	131.4	130.5
3-Jan-18	123.0	126.1	128.1
20-Dec-17	123.0	126.1	127.4
6-Dec-17	123.0	126.0	121.6
22-Nov-17	123.0	126.0	121.6
8-Nov-17	123.0	126.0	118.7
25-Oct-17	115.5	118.7	118.2
11-Oct-17	109.2	112.4	117.2
Sep '17	105.8	109.0	108.4
Aug '17	102.4	105.5	108.9
Jul '17	102.4	105.5	99.9
Jun '17	102.4	105.5	97.1
May '17	102.4	105.5	95.9
Apr '17	107.1	110.3	107.9
Mar '17	107.1	110.3	112.8
Feb '17	107.1	110.3	120.7
Jan '17	105.0	108.2	114.7
Dec '16	102.9	106.1	105.5
Nov '16	105.0	108.2	100.4
Oct '16	105.0	108.2	99.0
Sep '16	98.7	101.9	96.3
Aug '16	92.1	95.2	93.1
Jul '16	90.3	93.5	93.4
Jun '16	90.3	93.5	93.7
May '16	90.3	93.5	91.3
Apr '16	90.3	93.5	90.5
Mar '16	88.9	92.1	88.3
Feb '16	86.7	89.8	71.3
Jan '16	94.6	97.7	71.3
Dec '15	101.9	105.0	71.3
Nov '15	104.0	107.1	74.3
Oct '15	104.0	107.1	82.4

Residential Heating Fuel Prices — Haines Junction

	Furnace Oil	Arctic Stove Oil	Propane (500-gallon tank cost)
24-Oct-18	133.5	136.6	117.1
10-Oct-18	133.5	135.0	113.9
26-Sep-18	n/a	130.2	113.9
12-Sep-18	n/a	128.1	112.4
29-Aug-18	125.1	128.2	112.1
15-Aug-18	125.1	128.2	110.9
1-Aug-18	128.2	131.4	110.9
18-Jul-18	n/a	131.3	110.0
4-Jul-18	n/a	131.3	107.9
20-Jun-18	128.2	129.7	107.9
6-Jun-18	128.2	128.7	110.0
23-May-18	119.8	124.5	121.6
9-May-18	119.8	124.0	122.6
25-Apr-18	119.8	124.0	119.5
11-Apr-18	119.8	124.0	123.7
28-Mar-18	119.8	123.4	126.8
14-Mar-18	119.8	124.5	120.2
28-Feb-18	119.8	123.7	128.6
14-Feb-18	119.8	125.5	129.7
31-Jan-18	125.1	129.2	128.9
17-Jan-18	125.1	127.6	130.5
3-Jan-18	119.8	123.9	128.1
20-Dec-17	119.8	121.6	127.4
6-Dec-17	119.8	121.2	121.6
22-Nov-17	119.8	120.6	121.6
8-Nov-17	119.8	120.2	118.7
25-Oct-17	112.5	116.0	118.2
11-Oct-17	106.2	113.2	117.2
Sep '17	105.7	105.1	108.4
Aug '17	100.3	100.6	108.9
Jul '17	99.7	99.8	99.9
Jun '17	100.4	99.0	97.1
May '17	101.2	101.6	95.9
Apr '17	104.9	104.5	107.9
Mar '17	105.5	104.2	112.8
Feb '17	106.1	105.9	120.7
Jan '17	105.3	102.5	114.7
Dec '16	103.8	100.6	105.5
Nov '16	102.1	99.2	100.4
Oct '16	105.4	102.1	99.0
Sep '16	97.6	101.9	96.3
Aug '16	95.5	98.0	93.1
Jul '16	95.7	98.7	93.4
Jun '16	92.4	96.3	93.7
May '16	91.0	93.3	91.3
Apr '16	88.7	91.4	90.5
Mar '16	85.9	90.7	88.3
Feb '16	83.6	86.5	71.3
Jan '16	91.5	94.4	71.3
Dec '15	98.8	101.1	71.3
Nov '15	100.9	105.5	74.3
Oct '15	100.9	106.1	82.4

Residential Heating Fuel Prices — Marsh Lake

	Furnace Oil	Arctic Stove Oil	Propane (500 gallon tank cost)
24-Oct-18	134.5	137.6	-
10-Oct-18	133.4	133.4	-
26-Sep-18	116.6	119.7	-
12-Sep-18	n/a	n/a	-
29-Aug-18	127.7	130.8	-
15-Aug-18	127.7	130.8	-
1-Aug-18	130.8	134.0	-
18-Jul-18	n/a	n/a	-
4-Jul-18	n/a	n/a	-
20-Jun-18	130.8	134.0	-
6-Jun-18	130.8	134.0	-
23-May-18	122.4	125.6	-
9-May-18	122.4	125.6	-
25-Apr-18	122.4	125.6	-
11-Apr-18	122.4	125.6	-
28-Mar-18	121.9	125.1	-
14-Mar-18	122.4	125.6	-
28-Feb-18	122.4	125.6	-
14-Feb-18	122.4	125.6	-
31-Jan-18	127.7	130.8	-
17-Jan-18	127.7	130.8	-
3-Jan-18	122.4	125.6	-
20-Dec-17	122.4	125.6	-
6-Dec-17	122.4	125.6	-
22-Nov-17	122.4	125.6	-
8-Nov-17	122.4	125.6	-
25-Oct-17	115.1	118.2	-
11-Oct-17	108.8	111.9	-
Sep '17	105.4	108.5	-
Aug '17	102.0	105.1	-
Jul '17	102.0	105.1	-
Jun '17	102.0	105.1	-
May '17	102.0	105.1	-
Apr '17	106.7	109.8	-
Mar '17	106.7	109.8	-
Feb '17	106.7	109.8	-
Jan '17	104.6	107.7	-
Dec '16	102.5	105.6	-
Nov '16	104.6	107.7	-
Oct '16	104.6	107.7	-
Sep '16	98.3	101.4	-
Aug '16	91.6	94.8	-
Jul '16	89.9	93.0	-
Jun '16	89.9	93.0	-
May '16	89.9	93.0	-
Apr '16	89.9	93.0	-
Mar '16	88.5	91.6	-
Feb '16	85.7	88.9	-
Jan '16	93.6	96.8	-
Dec '15	100.9	104.1	-
Nov '15	103.0	106.2	-
Oct '15	103.0	106.2	-

Residential Heating Fuel Prices — Mayo

	Furnace Oil	Arctic Stove Oil	Propane (500-gallon tank cost)
24-Oct-18	143.1	146.2	117.1
10-Oct-18	141.2	144.8	113.9
26-Sep-18	135.5	143.9	113.9
12-Sep-18	135.5	138.6	112.4
29-Aug-18	136.8	143.2	110.9
15-Aug-18	136.8	143.2	110.9
1-Aug-18	138.4	144.3	110.9
18-Jul-18	135.5	142.9	110.0
4-Jul-18	135.5	143.4	107.9
20-Jun-18	138.4	141.5	107.9
6-Jun-18	138.4	144.7	110.0
23-May-18	134.2	137.3	121.6
9-May-18	135.4	138.6	122.6
25-Apr-18	134.2	137.3	119.5
11-Apr-18	134.2	137.3	123.7
28-Mar-18	134.2	137.3	126.8
14-Mar-18	134.2	137.3	120.2
28-Feb-18	134.2	137.3	128.6
14-Feb-18	134.2	137.3	129.7
31-Jan-18	136.8	140.0	128.9
17-Jan-18	136.8	140.0	130.5
3-Jan-18	134.8	136.4	128.1
20-Dec-17	131.6	131.8	127.4
6-Dec-17	131.6	131.4	121.6
22-Nov-17	131.6	131.6	121.6
8-Nov-17	131.6	131.4	118.7
25-Oct-17	123.2	122.7	118.2
11-Oct-17	114.8	113.6	117.2
Sep '17	113.8	115.4	108.4
Aug '17	109.4	115.4	108.9
Jul '17	108.4	114.5	99.9
Jun '17	108.9	114.5	97.1
May '17	109.4	114.5	95.9
Apr '17	111.1	115.9	107.9
Mar '17	112.3	116.9	112.8
Feb '17	111.6	115.3	120.7
Jan '17	112.0	116.0	114.7
Dec '16	110.9	114.5	105.5
Nov '16	110.4	117.3	100.4
Oct '16	112.7	116.9	99.0
Sep '16	105.6	110.6	96.3
Aug '16	101.7	103.6	93.1
Jul '16	102.6	104.0	93.4
Jun '16	99.7	102.7	93.7
May '16	98.8	101.3	91.3
Apr '16	98.9	99.8	90.5
Mar '16	99.2	99.9	88.3
Feb '16	98.2	98.8	71.3
Jan '16	108.0	108.0	71.3
Dec '15	112.2	112.3	71.3
Nov '15	115.3	115.6	74.3
Oct '15	114.2	116.8	82.4

Residential Heating Fuel Prices — Pelly Crossing

	Furnace Oil	Arctic Stove Oil	Propane (500 gallon tank cost)
24-Oct-18	138.2	143.6	-
10-Oct-18	138.2	143.6	-
26-Sep-18	n/a	n/a	-
12-Sep-18	n/a	n/a	-
29-Aug-18	129.8	132.9	-
15-Aug-18	129.8	132.9	-
1-Aug-18	132.9	136.1	-
18-Jul-18	n/a	n/a	-
4-Jul-18	n/a	n/a	-
20-Jun-18	132.9	136.1	-
6-Jun-18	132.9	136.1	-
23-May-18	124.5	127.7	-
9-May-18	124.5	127.7	-
25-Apr-18	124.5	127.7	-
11-Apr-18	124.5	127.7	-
28-Mar-18	124.5	127.7	-
14-Mar-18	124.5	127.7	-
28-Feb-18	124.5	127.7	-
14-Feb-18	124.5	127.7	-
31-Jan-18	129.8	132.9	-
17-Jan-18	129.8	132.9	-
3-Jan-18	124.5	126.3	-
20-Dec-17	124.5	124.8	-
6-Dec-17	124.5	124.2	-
22-Nov-17	124.5	124.5	-
8-Nov-17	124.5	124.3	-
25-Oct-17	117.2	118.3	-
11-Oct-17	110.9	110.0	-
Sep '17	109.4	108.6	-
Aug '17	102.9	107.2	-
Jul '17	102.4	107.2	-
Jun '17	103.1	107.2	-
May '17	103.9	107.2	-
Apr '17	107.6	111.9	-
Mar '17	108.2	111.9	-
Feb '17	108.7	111.9	-
Jan '17	107.9	109.8	-
Dec '16	106.4	107.7	-
Nov '16	104.7	109.8	-
Oct '16	108.0	109.8	-
Sep '16	100.2	103.5	-
Aug '16	98.2	96.9	-
Jul '16	98.3	95.1	-
Jun '16	95.1	95.1	-
May '16	93.7	94.5	-
Apr '16	92.4	93.6	-
Mar '16	90.6	93.5	-
Feb '16	88.3	91.6	-
Jan '16	96.2	99.7	-
Dec '15	103.5	105.6	-
Nov '15	105.6	109.2	-
Oct '15	105.6	109.7	-

Residential Heating Fuel Prices — Ross River

	Furnace Oil	Arctic Stove Oil	Propane (500-gallon tank cost)
24-Oct-18	144.6	140.7	117.1
10-Oct-18	144.6	140.7	113.9
26-Sep-18	151.7	n/a	113.9
12-Sep-18	151.7	n/a	112.4
29-Aug-18	140.4	132.3	112.1
15-Aug-18	140.4	132.3	110.9
1-Aug-18	141.0	135.5	110.9
18-Jul-18	149.6	n/a	110.0
4-Jul-18	150.0	n/a	107.9
20-Jun-18	141.2	135.5	107.9
6-Jun-18	141.2	135.5	110.0
23-May-18	130.1	127.1	121.6
9-May-18	130.1	127.1	122.6
25-Apr-18	130.1	127.1	119.5
11-Apr-18	128.0	127.1	123.7
28-Mar-18	123.9	127.1	126.8
14-Mar-18	123.9	127.1	120.2
28-Feb-18	123.9	127.1	128.6
14-Feb-18	123.9	127.1	129.7
31-Jan-18	129.2	132.3	128.9
17-Jan-18	129.2	132.3	130.5
3-Jan-18	123.9	127.1	128.1
20-Dec-17	123.9	127.1	127.4
6-Dec-17	123.9	127.1	121.6
22-Nov-17	123.9	127.1	121.6
8-Nov-17	123.9	127.1	118.7
25-Oct-17	116.6	119.7	118.2
11-Oct-17	110.3	113.4	117.2
Sep '17	106.9	110.0	108.4
Aug '17	103.4	106.6	108.9
Jul '17	103.4	106.6	99.9
Jun '17	103.4	106.6	97.1
May '17	103.4	106.6	95.9
Apr '17	108.2	111.3	107.9
Mar '17	108.2	111.3	112.8
Feb '17	108.2	111.3	120.7
Jan '17	106.1	109.2	114.7
Dec '16	104.0	107.1	105.5
Nov '16	106.1	109.2	100.4
Oct '16	106.1	109.2	99.0
Sep '16	99.8	102.9	96.3
Aug '16	93.1	96.3	93.1
Jul '16	91.4	94.5	93.4
Jun '16	91.4	94.5	93.7
May '16	91.4	94.5	91.3
Apr '16	91.4	94.5	90.5
Mar '16	90.0	93.1	88.3
Feb '16	87.7	90.9	71.3
Jan '16	95.6	98.8	71.3
Dec '15	102.9	106.1	71.3
Nov '15	105.0	108.2	74.3
Oct '15	105.0	108.2	82.4

Residential Heating Fuel Prices — Stewart Crossing

	Furnace Oil	Arctic Stove Oil	Propane (500-gallon tank cost)
24-Oct-18	137.7	140.9	-
10-Oct-18	137.7	140.9	-
26-Sep-18	n/a	n/a	-
12-Sep-18	n/a	n/a	-
29-Aug-18	125.6	130.3	-
15-Aug-18	125.6	130.3	-
1-Aug-18	132.9	133.5	-
18-Jul-18	n/a	n/a	-
4-Jul-18	n/a	n/a	-
20-Jun-18	132.9	136.1	-
6-Jun-18	132.9	136.1	-
23-May-18	124.5	127.7	-
9-May-18	124.5	127.7	-
25-Apr-18	124.5	127.7	-
11-Apr-18	124.5	127.7	-
28-Mar-18	124.1	124.1	-
14-Mar-18	124.5	127.7	-
28-Feb-18	124.5	127.7	-
14-Feb-18	124.5	127.7	-
31-Jan-18	129.8	132.9	-
17-Jan-18	129.8	132.9	-
3-Jan-18	124.5	127.7	-
20-Dec-17	124.5	127.7	-
6-Dec-17	124.5	127.7	-
22-Nov-17	124.5	127.7	-
8-Nov-17	124.5	127.7	-
25-Oct-17	117.2	120.3	-
11-Oct-17	110.9	114.0	-
Sep '17	107.5	110.6	-
Aug '17	104.1	107.2	-
Jul '17	104.1	107.2	-
Jun '17	104.1	107.2	-
May '17	104.1	107.2	-
Apr '17	108.8	111.9	-
Mar '17	108.8	111.9	-
Feb '17	108.8	111.9	-
Jan '17	106.7	109.8	-
Dec '16	104.6	107.7	-
Nov '16	106.7	109.8	-
Oct '16	106.7	109.8	-
Sep '16	100.4	103.5	-
Aug '16	93.7	96.9	-
Jul '16	92.0	95.1	-
Jun '16	92.0	95.1	-
May '16	92.0	95.1	-
Apr '16	92.0	95.1	-
Mar '16	90.6	93.7	-
Feb '16	88.3	91.5	-
Jan '16	96.2	99.4	-
Dec '15	103.5	106.7	-
Nov '15	105.6	108.8	-
Oct '15	105.6	108.8	-

Residential Heating Fuel Prices — Tagish & Teslin

	Tagish		
	Furnace Oil	Arctic Stove Oil	Propane (500-gallon tank cost)
24-Oct-18	134.5	134.8	-
10-Oct-18	133.4	132.0	-
26-Sep-18	116.6	126.1	-
12-Sep-18	n/a	136.4	-
29-Aug-18	127.9	132.0	-
15-Aug-18	127.9	132.0	-
1-Aug-18	131.0	133.6	-
18-Jul-18	n/a	133.5	-
4-Jul-18	n/a	134.6	-
20-Jun-18	130.3	134.9	-
6-Jun-18	130.3	135.5	-
23-May-18	121.9	131.3	-
9-May-18	121.9	128.9	-
25-Apr-18	121.9	127.6	-
11-Apr-18	121.9	124.6	-
28-Mar-18	121.9	125.6	-
14-Mar-18	121.9	124.9	-
28-Feb-18	121.9	125.1	-
14-Feb-18	121.9	125.1	-
31-Jan-18	127.2	130.3	-
17-Jan-18	127.2	130.3	-
3-Jan-18	121.9	125.0	-
20-Dec-17	121.9	123.5	-
6-Dec-17	121.9	122.9	-
22-Nov-17	121.9	123.2	-
8-Nov-17	121.9	123.0	-
25-Oct-17	114.6	118.5	-
11-Oct-17	108.3	110.1	-
Sep '17	108.2	107.4	-
Aug '17	103.4	108.2	-
Jul '17	102.9	110.0	-
Jun '17	103.6	110.0	-
May '17	104.4	110.0	-
Apr '17	108.1	115.0	-
Mar '17	108.7	115.0	-
Feb '17	109.2	115.0	-
Jan '17	108.4	114.0	-
Dec '16	106.9	112.9	-
Nov '16	105.2	110.1	-
Oct '16	108.5	114.0	-
Sep '16	100.7	103.0	-
Aug '16	96.6	99.7	-
Jul '16	96.7	98.8	-
Jun '16	93.4	98.8	-
May '16	92.1	97.7	-
Apr '16	90.3	96.3	-
Mar '16	88.0	96.2	-
Feb '16	85.7	95.0	-
Jan '16	93.6	103.9	-
Dec '15	100.9	109.6	-
Nov '15	103.0	112.0	-
Oct '15	103.0	113.2	-

	Teslin		
	Furnace Oil	Arctic Stove Oil	Propane (500-gallon tank cost)
24-Oct-18	135.9	138.6	117.1
10-Oct-18	134.8	130.2	113.9
26-Sep-18	118.7	121.8	113.9
12-Sep-18	n/a	n/a	112.4
29-Aug-18	127.9	131.0	112.1
15-Aug-18	127.9	131.0	110.9
1-Aug-18	131.0	134.2	110.9
18-Jul-18	n/a	n/a	110.0
4-Jul-18	n/a	n/a	107.9
20-Jun-18	131.0	134.2	107.9
6-Jun-18	131.0	134.2	110.0
23-May-18	122.6	125.8	121.6
9-May-18	122.6	125.8	122.6
25-Apr-18	122.6	125.8	119.5
11-Apr-18	122.6	125.8	123.7
28-Mar-18	122.6	125.8	126.8
14-Mar-18	122.6	125.8	120.2
28-Feb-18	122.6	125.8	128.6
14-Feb-18	122.6	125.8	129.7
31-Jan-18	127.9	131.0	128.9
17-Jan-18	127.9	131.0	130.5
3-Jan-18	122.6	124.3	128.1
20-Dec-17	122.6	122.3	127.4
6-Dec-17	122.6	121.3	121.6
22-Nov-17	122.6	121.6	121.6
8-Nov-17	122.6	121.4	118.7
25-Oct-17	115.3	116.8	118.2
11-Oct-17	109.0	108.8	117.2
Sep '17	107.8	107.0	108.4
Aug '17	101.7	105.3	108.9
Jul '17	101.2	105.3	99.9
Jun '17	101.8	105.3	97.1
May '17	102.7	105.3	95.9
Apr '17	106.3	110.0	107.9
Mar '17	107.0	110.0	112.8
Feb '17	107.5	110.0	120.7
Jan '17	106.7	107.9	114.7
Dec '16	105.2	105.8	105.5
Nov '16	103.5	107.9	100.4
Oct '16	106.7	107.9	99.0
Sep '16	99.0	101.6	96.3
Aug '16	96.9	95.0	93.1
Jul '16	97.1	93.2	93.4
Jun '16	93.8	93.2	93.7
May '16	92.4	92.9	91.3
Apr '16	90.1	93.1	88.4
Mar '16	88.7	92.2	88.3
Feb '16	86.4	90.4	71.3
Jan '16	94.3	98.5	71.3
Dec '15	101.6	104.4	71.3
Nov '15	103.7	107.9	74.3
Oct '15	103.7	108.1	82.4

Residential Heating Fuel Prices — Watson Lake

	Furnace Oil	Arctic Stove Oil	Propane (500-gallon tank cost)
24-Oct-18	135.5	138.6	117.1
10-Oct-18	135.5	138.6	113.9
26-Sep-18	n/a	n/a	113.9
12-Sep-18	n/a	n/a	112.4
29-Aug-18	127.1	130.2	112.1
15-Aug-18	127.1	130.2	110.9
1-Aug-18	130.2	133.4	110.9
18-Jul-18	n/a	n/a	110.0
4-Jul-18	n/a	n/a	107.9
20-Jun-18	130.2	133.4	107.9
6-Jun-18	130.2	133.4	110.0
23-May-18	121.8	125.0	121.6
9-May-18	121.8	125.0	122.6
25-Apr-18	121.8	125.0	119.5
11-Apr-18	121.8	125.0	123.7
28-Mar-18	121.8	125.0	126.8
14-Mar-18	121.8	125.0	120.2
28-Feb-18	121.8	125.0	128.6
14-Feb-18	121.8	125.0	129.7
31-Jan-18	127.1	130.2	128.9
17-Jan-18	127.1	130.2	130.5
3-Jan-18	121.8	126.4	128.1
20-Dec-17	121.8	126.4	127.4
6-Dec-17	121.8	125.8	121.6
22-Nov-17	121.8	126.2	121.6
8-Nov-17	121.8	125.9	118.7
25-Oct-17	114.5	120.2	118.2
11-Oct-17	108.2	111.9	117.2

	Furnace Oil	Arctic Stove Oil	Propane (500-gallon tank cost)
Sep '17	109.1	108.2	108.4
Aug '17	104.0	104.5	108.9
Jul '17	103.4	104.5	99.9
Jun '17	104.1	104.5	97.1
May '17	104.9	104.5	95.9
Apr '17	108.6	109.2	107.9
Mar '17	109.2	109.2	112.8
Feb '17	109.7	109.2	120.7
Jan '17	108.9	107.1	114.7

Dec '16	107.5	105.0	105.5
Nov '16	105.8	107.1	100.4
Oct '16	109.0	107.1	99.0
Sep '16	101.3	100.8	96.3
Aug '16	101.4	99.8	94.7
Sep '16	101.3	100.8	96.3
Aug '16	99.2	94.2	93.1
Jul '16	99.4	92.4	93.4
Jun '16	96.1	92.4	93.7
May '16	94.7	93.6	91.3
Apr '16	91.6	94.6	90.5
Mar '16	87.9	94.6	88.3
Feb '16	85.6	92.6	71.3
Jan '16	93.0	99.5	71.3

Dec '15	100.8	106.4	71.3
Nov '15	109.2	113.5	74.3
Oct '15	109.2	113.5	82.4

Next release: November 23, 2018



Department of Finance
Yukon Bureau of Statistics

Additional information:

Government of Yukon

Department of Finance

Bureau of Statistics (B-4)

Box 2703, Whitehorse, Yukon Y1A 2C6

Telephone: (867) 667-5640; Fax: (867) 393-6203

Email: ybsinfo@gov.yk.ca

Website: <http://www.eco.gov.yk.ca/stats/ybs.html>