

# Ministry of Transportation

## 2011 - 12 Results-Based Plan Briefing Book

### Ministry Overview Statement

Transportation is a cornerstone of Ontario's prosperity and high quality of life. Much of what we value – our jobs, our leisure time, access to health care and education depends upon the quality and accessibility of our transportation system.

Every Ontarian is touched in some way by transportation. The economy and our quality of life depend on moving people and goods efficiently across the province and across our borders. Our families rely on the safety and efficiency of the transportation network.

The Ministry of Transportation (MTO) strives to be a world leader in moving people and goods safely, efficiently and sustainably to support a globally-competitive economy and a high quality of life. In fulfilling this vision, the ministry supports the key Ontario government priorities of a Stronger Ontario, a Greener Ontario and a Better Ontario for Families.

MTO focuses its efforts on five key priorities:

- **Increase transit ridership** by working with our partners to make transit an attractive, affordable alternative to the automobile. In doing so, we are expanding services, promoting integration and reducing congestion.
- **Promote a multimodal transportation network to support the efficient movement of people and goods** by working with our partners, including the federal government, to optimize the use of all modes of transportation while addressing the province's economic and climate change objectives.
- **Promote road safety** in order to remain among the safest jurisdictions in North America.
- **Improve Ontario's highway, bridge and border infrastructure** through strategic investments in highways, bridges, borders and local transportation throughout the province.
- **Integrate sustainability** into the Ministry's decision-making, programs, policies and operations by implementing the Ministry's sustainability strategy and continuing to build awareness about sustainability at MTO.

## Ministry Activities

**Policy and Planning** activities promote a safe, efficient and sustainable multimodal transportation system that supports strong communities, an enhanced quality of life and a prosperous economy. The Policy and Planning Division conducts the long-term planning necessary to ease traffic congestion in urban areas, and facilitate the movement of people and goods along our highways and across our borders. This Division is also responsible for the management of transit policy and programs, major transit infrastructure investments and the Ministry's relationship with the province's transit agency, Metrolinx. Some initiatives are:

- Working with Metrolinx to implement the Regional Transportation Plan (RTP).
- Improving GO Transit service and facilities by adding additional infrastructure and equipment and diligently addressing customer service expectations.
- Investing in municipal transit by providing provincial Gas Tax revenues to 93 transit systems in 119 communities.
- Constructing an air-rail link connecting Union Station to Pearson International Airport.
- Supporting rapid transit projects in Ottawa and Waterloo Regions, as well as the replacement streetcar procurement in Toronto.
- Developing infrastructure, policy and regulatory recommendations to enhance the competitiveness of the Ontario-Quebec Continental Gateway and Trade Corridor, and working with the federal government and Quebec to finalize a gateway strategy.
- Supporting the revitalization of Union Station, a project in partnership with the City of Toronto and the federal government.
- Leading a vehicle weights and dimension (VW&D) review to ensure all new tractor trailer combinations are built to rigorous safe, productive, infrastructure friendly standards, which are setting manufacture standards across the country.
- Developing a strategic knowledge-based publication - the Pocket Guide to Transportation - and conducting annual environmental scans of transportation-related issues.
- Implementing projects involving economic and socio-demographic analyses, enabling an exploration of links between transportation and the economy.
- Participating in joint studies and pursuing innovative technologies related to transportation needs, travel time and delays on key transportation corridors and border crossings.
- Integrating sustainability into the Ministry's decision-making, programs, policies and operations by implementing a sustainability strategy and continuing to build awareness.

**Road User Safety** plays a central role in ensuring Ontario retains its distinction as one of the safest road jurisdictions in all of North America. The Road User Safety Division works with many partners to improve mobility and road safety by monitoring, promoting and regulating responsible driving behaviour and enforcing laws regarding commercial vehicles. Some initiatives are:

- Contributing to national road safety goals by actively working with other jurisdictions.
- Enhancing road user and vehicle safety through legislative and regulatory amendments in consultation with key stakeholders and other partners.
- Responding to coroners' inquests and recommendations.
- Promoting awareness and compliance with the new mandatory speed limiter requirements for all large trucks operating in the province.
- Modernizing the annual and semi-annual inspection requirements to reflect the National Safety Code requirements.
- Leading a national study on the issues surrounding electronic on-board recorder.
- Developing an education and evaluation program for new truck and bus companies in Ontario.
- Supporting the province's road safety agenda through the implementation of social marketing strategies and public education campaigns.
- Working with stakeholder organizations and community partners to raise public awareness of road safety issues and promote safe driving.

**Provincial Highways Management** supports the Ministry's commitment to providing a safe, efficient, reliable transportation system by overseeing the operation, maintenance, engineering, construction and program administration functions for the provincial highway network. The Provincial Highways Management Division oversees year-round highway maintenance and protects public investment in highway infrastructure. The Division also provides airport services in 29 remote northern communities and ferry programs and services in communities such as Pelee Island. Initiatives include:

- The start of full construction on the Windsor–Essex Parkway in the summer of 2011.
- Extending Highway 407 East from Brock Road in Pickering to Highway 35/115.
- Ongoing improvements to Highway 417 in Ottawa including additional lanes and bridge improvements between Highway 416 and Anderson Road.
- Completion in 2011 of the six-laning work on the Queen Elizabeth Way (QEW) through St. Catharines, a major economic trade route. This project addresses capacity, safety and operations for the high volumes of local, tourist and border traffic.
- Continuing expansion of Highway 11/17 to four lanes between Thunder Bay and Nipigon that began in 2010. Widening the highway will result in improved traffic flow and enhanced safety on the highway.
- Continuing work on the redevelopment of highway service centres on Highways 400 and 401. Eight new centres along Highway 401 were opened in 2010/11. Seven more sites are planned to be fully operational in 2011 and the rest will open in phases by January 2013.
- The Ministry continues to manage its highway maintenance contracts with private sector service providers and pursue innovative changes to contracts to ensure efficient and effective service delivery that adheres to standards, maximizes value for money and supports safe driving conditions.
- The Ministry continues to deploy winter maintenance technologies such as Road and Weather Information Systems (RWIS), anti-icing technologies and other innovative approaches to allow continued safe highway conditions and better management of salt and other materials.
- The Ministry continues to investigate quiet pavement technology to reduce noise generated by traffic and road surface interaction.

**Ministry Administration** performed by the Corporate Services Division provides service and support to the operating Divisions of the Ministry. Corporate Service activities include the provision of high quality, cost-effective business support, advice and services that are responsive both to the needs of the Ministry in delivering its priority transportation initiatives and central agencies of government. Some key initiatives are:

- Enhancing controllership, employee engagement, and diversity across the Ministry and promoting the Ontario Public Service values of Trust, Fairness, Diversity, Excellence, Creativity, Collaboration and Efficiency.
- Providing safe, economical and environmentally friendly vehicle fleet services to all Ontario Public Service clients, allowing them to perform their ministry's core business.
- Leading costing and pricing of new initiatives proposed by ministry programs, as well as monitoring/advising on the Ministry's compliance regarding non-tax revenue fees.
- Leading the development of a strategic framework for diversity and the Accessibility for Ontarians with Disabilities Act (AODA).
- Coordinating requests for access to Ministry of Transportation information under the Freedom of Information and Protection of Privacy Act; providing effective customer service while promoting a culture of openness and transparency.
- Providing leadership for the development of policies and measures to enhance the protection of the Ministry's personal information holdings.
- Developing a ministry province-wide strategic plan for nuclear emergencies by updating the specific Joint Traffic Control Plans for the various nuclear facilities across Ontario.
- Planning and executing an Emergency Preparedness Week Program that engages third-party stakeholders and the public to help to promote and educate the public on safety and emergency preparedness relative to transportation.
- Providing human resource support, including the development of human resources strategies.
- Identifying and implementing strategies to manage government-wide direct operating expense savings and other expenditure management exercises.

**Information Technology** activities involve maximizing benefits to Ontario Public Service (OPS) business clients while providing support to the corporate Information & Information Technology (I&IT) strategies and objectives. The Ministry's Labour and Transportation Cluster has ongoing responsibility for this work. Some initiatives are:

- Delivering business value and enabling public policy delivery through the on-time, on-budget implementation of technology projects that solve business problems, enhance program delivery, enable new business opportunities and improve customer service.
- Improving the quality of Information Technology services through establishing and consistently meeting (or exceeding) service levels, ensuring an integrated service delivery chain, improving communications and simplifying and streamlining processes.
- Reducing the technology footprint and complexity of the technology environment through standardization and a shift to component-based delivery. The underlying goal is to build pattern-based solutions with reusable assets using repeatable processes.
- Enhancing the portfolio management services provided to our client ministries. Specifically, engaging in the policy discussions so that enablement solutions can be identified early in the process.
- Elevating business services functions from branches to the cluster level, consolidating them and shifting their focus from an oversight role to include the facilitation of business services for the cluster.
- Lowering the risk profile of our client ministries' application portfolios by delivering on the modernization efforts on Road User Safety Modernization Project, Highway Infrastructure Business Solutions Project, Employment Standards, Dispute Resolution Services and Labour Relations Board Renewal.

## **Highlights of Achievements**

### ***Increasing transit ridership***

- Continued to improve GO Transit service and reliability, including new and expanded services and parking expansion projects throughout the Greater Toronto Area. On time performance of the GO Transit system continued to improve, achieving an overall rail on-time rate of 94.3% and overall bus at 98.9% over the last 12 months. GO system ridership grew approximately 4% to more than 57 million riders.
- Delivered the Ontario Gas Tax Program, allowing municipalities to introduce service improvements, such as additional buses, expanded routes, expanded hours and improved security infrastructure.
- Introduced the PRESTO electronic fare system that will allow passengers to travel seamlessly across the Greater Toronto Area (GTA) and throughout Ottawa.
- Announced that Metrolinx will deliver the Union-Pearson Air Rail Link, an express rail service linking downtown Toronto to Pearson International Airport.
- Announced that the Province and Metrolinx had reached an agreement with City of Toronto to build new transit infrastructure in Toronto. Metrolinx is responsible for delivering Light rail transit (LRT) along the Scarborough RT line and largely tunnelled along Eglinton Avenue (Eglinton-Scarborough Crosstown LRT).
- Supporting the implementation of rapid transit projects in the City of Ottawa and Region of Waterloo.
- Partnered with Ministry of Community and Social Services to deliver Accessibility for Ontarians with Disabilities Act Legislation to develop transportation standards and regulations to ensure accessibility by 2025.

### ***Promoting a multimodal transportation network to support the efficient movement of people and goods***

- Led and participated in several research initiatives to support the ongoing development of the Ontario-Quebec Continental Gateway and Trade Corridor strategy with Quebec and Transport Canada.
- Completed all four phases of the Vehicle Weights and Dimensions Reform Project. As a result, all new tractor-trailer combinations must now be built to rigorous Safe, Productive, Infrastructure-Friendly (SPIF) standards.
- Successfully launched the Long Combination Vehicle (LCV) program after a highly successful pilot project that demonstrated the environmental and economic benefits of allowing LCVs in the province under the strictest safety requirements in the country.
- Opened 16 kilometres of new High-Occupancy Vehicle (HOV) lanes on the QEW between Trafalgar Road in Oakville and Guelph Line in Burlington — the longest stretch in the Greater Toronto Area.

### ***Promoting road safety***

- Supported passage of the *Countering Distracted Driving and Promoting Green Transportation Act* (Bill 118). One of the most stringent pieces of distracted driving legislation in North America, this made it illegal to talk, type, dial, or send e-mail or text messages while driving.
- Supported passage of *The Road Safety Act, 2009* (Bill 126). This enacted tougher drinking and driving countermeasures, especially for younger drivers, including new sanctions on those who drive while suspended, and increased fines for serious traffic offences such as careless driving.
- Increased penalties for drivers caught with a blood alcohol concentration of 0.05 to 0.08 (the “warn range”) so that they face longer driver’s licence suspensions and additional sanctions.
- Maintained a mandatory medical reporting program that remains one of the most stringent in North America. 200,000 medical reports are processed annually.
- Worked with over 150 community groups across the province to raise awareness of distracted driving through local initiatives.
- Annually conduct over 8,600 senior driver Group Education Sessions, 15,000 demerit point interviews and 100,000 truck inspections.
- Continued to implement iDRIVE, an innovative youth road safety program to raise awareness among young drivers about the risks and consequences of bad driving habits. Invested over \$4 million in firms developing technology to control drinking and driving activities.

### ***Improving Ontario’s highway, bridge and border infrastructure***

- Invested over \$2.7 billion in 2010 - 11 on design, engineering, property, construction and rehabilitation to repair and expand highways, roads and bridges across Ontario. This includes over \$1.7 billion for highway and bridge construction and rehabilitation in 2010-11.
- In partnership with Infrastructure Ontario, undertook an initiative to review and upgrade the 20 existing highway service centres, generating about 2,500 jobs. Once completed, each service centre will employ approximately 100 to 150 people.
- Achieved financial close on the \$1.4 B Windsor Essex Parkway, the largest single highway infrastructure project in Ontario’s history. The Parkway will separate local and international traffic and ensure the efficient movement of people and goods through the Windsor–Detroit gateway.
- To date, three rapid bridge replacements have been completed on provincial freeways – one on Highway 403 in Hamilton and two on Highway 417 in Ottawa (at Island Park and Clyde Avenue).



### ***Integrating sustainability***

- Undertook a study to produce guidelines on increasing transit ridership and planning transit supportive land use to support the implementation of the Greater Golden Horseshoe Growth Plan.
- Developed an Environmental Management System (EMS) to guide MTO planning, design, construction and operation of Provincial Transportation Facilities.
- Developed, initiated and coordinated various Environmental Assessment processes and studies for public transit and infrastructure projects and transportation facilities.
- Developed a Sustainability Strategy to integrate sustainability into the Ministry's decision-making, programs, policies and internal business practices.
- Developed and implemented amendments to the Public Vehicles Act (PVA) to promote carpooling and ride sharing in support of the government's green agenda.
- Invested in hybrid and plug-in electric fleet vehicles (as of March 31, 2011, there are more than one thousand hybrid vehicles in the Ontario Public Service Fleet) and the ongoing management of an Electric Vehicle Incentive Program, providing Ontarians with incentives to adopt environmentally friendly plug-in electric vehicles.
- Provided "Green" vehicle license plates that allow drivers to use High-Occupancy Vehicle (carpool) lanes and access public charging facilities and parking at Ontario government and GO Transit lots.
- Updated the Ministry's bicycle policy in order to better reflect current government priorities in supporting active modes of transportation.
- Constructed the first pervious pavement commuter parking lot in Ontario (Highway 401 at Guelph Line). Pervious concrete reduces runoff, promotes groundwater recharge and is considered a stormwater management best practice.
- Completed a cycling survey across the Greater Golden Horseshoe to advance MTO planning and forecasting expertise.
- MTO is a recognized leader in North America in recycling asphalt pavements, re-using existing materials, conserving large quantities of non-renewable aggregate resources, significantly reducing energy requirements, and avoiding costly disposal costs.
- MTO has retrofitted the 547 ministry owned traffic signals to LED lamps, reducing energy consumption by 80% (enough to power 5,700 – 200 watt light bulbs for one year).

## **MTO Vision**

To be a world leader in moving people and goods safely, efficiently and sustainably, to support a globally-competitive economy and a high quality of life.

## **MTO Priorities and Strategies**

### **1. Increase transit ridership**

Work with our partners to improve public transit by expanding services, promoting integration and reducing congestion.

#### **Initiatives**

- Regional Transportation Plan
- PRESTO fare card
- Provincial Gas Tax Program

### **2. Promote a multimodal transportation network**

Work with our partners, including the federal government, to optimize the use of all modes of transportation while addressing the province's economic and climate change objectives.

#### **Initiatives**

- Union Station revitalization and new train shed roof
- Continental Gateway Strategy

### **3. Promote road safety in order to remain among the safest jurisdictions in North America**

Improve safety for all road users through education, legislation, regulation and designing highways to be as safe and efficient as possible.

#### **Initiatives**

- Graduated driver license improvements
- Rigorous standards for commercial carriers

### **4. Improve Ontario's highway, bridge and border infrastructure**

Improve transportation infrastructure through strategic investments in highways, bridges and borders as well as local transportation throughout Ontario.

#### **Initiatives**

- The Windsor-Essex Parkway
- Highway Service Centre improvements

### **5. Integrate the principle of sustainability**

Implement the ministry's sustainability strategy and continue to build awareness.

#### **Initiatives**

- Hybrid and electric fleet vehicles
- Green vehicle license plates

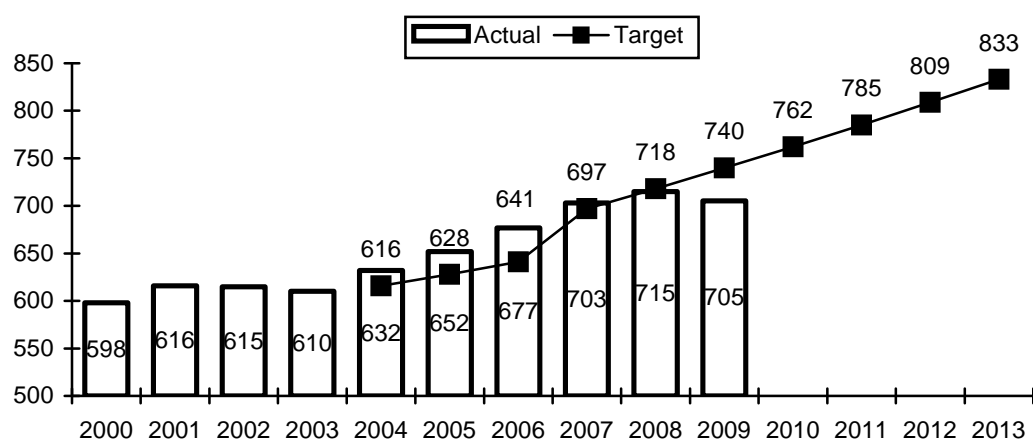
## Measuring Performance

Tracking progress on our priorities to ensure that goals are met.

### Municipal transit ridership in large urban centres is growing

Municipal transit systems serving Ontario's 15 largest urban centres carried 705 million passengers in 2009 on conventional and specialized services. Ridership is expected to increase from 785 million trips in 2011 to 833 million trips by 2013.

**Figure 1 Municipal transit ridership in large urban centres**



**Table 1 Municipal Transit Ridership in Large Urban Centres**

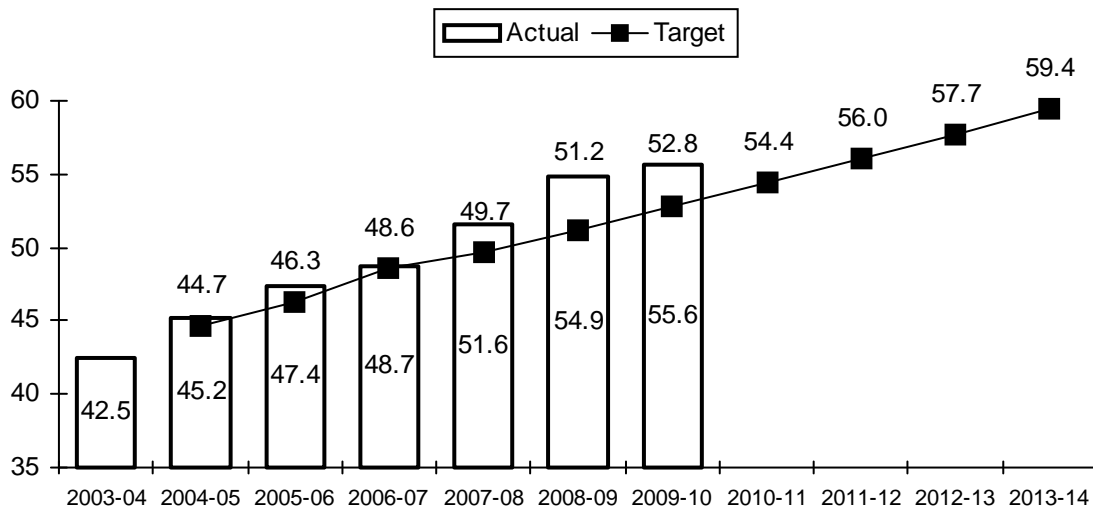
Years	Actual (millions)	Target (millions)
2000	598	
2001	616	
2002	615	
2003	610	
2004	632	616
2005	652	628
2006	677	641
2007	703	697
2008	715	718
2009	705	740
2010		762
2011		785
2012		809
2013		833

**Related Link:** [Transit Systems in Ontario](#)

## GO Transit Ridership

Metrolinx's GO Transit trains and buses carried 55.6 million passengers in 2009 - 10. Ridership is expected to increase from 56 million passengers in 2011 - 12 to 59.4 million by 2013 - 14.

**Figure 2 GO Transit Ridership**



**Table 2 GO Transit Ridership**

Years	Actual (millions)	Target (millions)
2003 - 04	42.5	
2004 - 05	45.2	44.7
2005 - 06	47.4	46.3
2006 - 07	48.7	48.6
2007 - 08	51.6	49.7
2008 - 09	54.9	51.2
2009 - 10	55.6	52.8
2010 - 11		54.4
2011 - 12		56.0
2012 - 13		57.7
2013 - 14		59.4

Related link: [GO Transit](#)

## **Border and Trade Corridor Infrastructure Improvements**

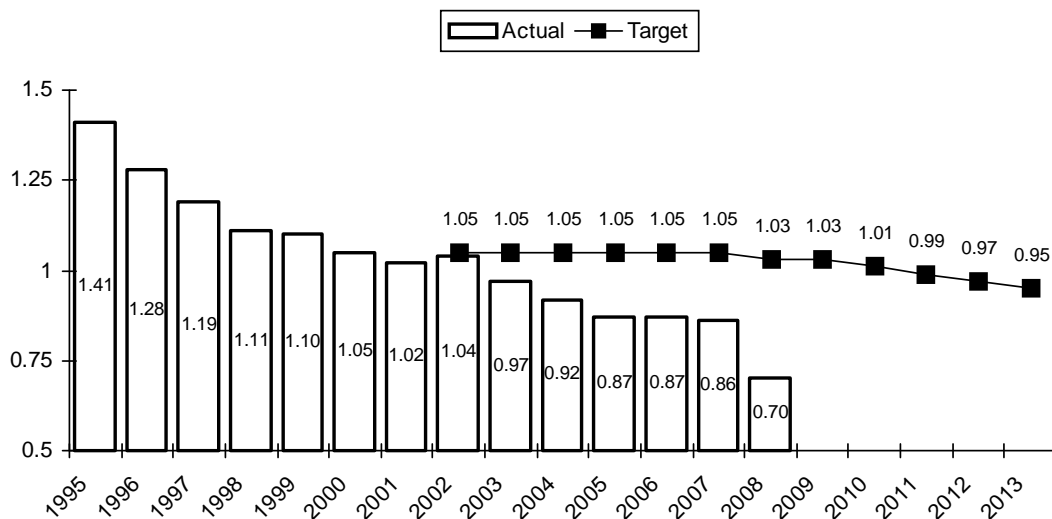
Ontario trade with the continental US amounted to \$237.1 billion in 2009, of which nearly \$179.5 billion (approximately 76 per cent) was moved by truck. In 2009, approximately 34.7 million vehicles, including more than 6.1 million trucks, used Ontario's international border crossings. Ontario, in partnership with the federal government, is continuing to invest in infrastructure improvements to improve highway trade corridors and reduce congestion and expand capacity for border access at Windsor, Sarnia, Niagara and Sault St. Marie. The Ministry will also continue to work with the federal government and Quebec on developing the Ontario-Quebec Continental Gateway and Trade Corridor Initiative.

Related link: [Detroit River International Crossing Project](#)

## **Fatalities per 10,000 drivers**

Ontario was ranked the safest jurisdiction in both Canada and North America in terms of motor vehicle collision fatalities in 2008 (latest data available), reporting a rate of 0.70 fatalities per 10,000 licensed drivers. Fatalities have fallen steadily for over a decade due to public education campaigns, road safety improvement programs and strict enforcement. Fatality rates are expected to remain under the target rates for the period 2009 - 2013.

**Figure 3 Fatalities per 10,000 Licensed Drivers.**



**Table 3 Fatalities per 10,000 Licensed Drivers**

Years	Actual	Target
1995	1.41	
1996	1.28	
1997	1.19	
1998	1.11	
1999	1.10	
2000	1.05	
2001	1.02	
2002	1.04	1.05
2003	0.97	1.05
2004	0.92	1.05
2005	0.87	1.05
2006	0.87	1.05
2007	0.86	1.05
2008	0.70	1.03
2009		1.03
2010		1.01
2011		0.99
2012		0.97
2013		0.95

Related links: [Ontario Road Safety Annual Reports](#)

## Ministry of Transportation Organization Chart as of May 2011

Minister: Honourable **Kathleen Wynne**

- Ontario Highway Transport Board Chairperson: **Gary Stanley**
- Metrolinx Chairperson: **Robert Prichard**
- Parliamentary Assistant: **Armit Mangat**
- Deputy Minister: **Carol Layton** 416-327-9162

ADM Policy & Planning: **Scott Thompson** 416-327-8521

- Director Aboriginal Relations: **Vacant**
- Director Transit Policy: **Andrew Posluns** 416-585-7347
- Director Transportation Planning: **Pat Boeckner** 416-585-7238
- Director Transportation Policy: **Linda McAusland** 416-585-7177
- Director Strategic Policy & Transportation Economics: **David Ward** 416-212-1893

Chief Information Officer Labour & Transportation Cluster: **Ken Kawall** 416-327-1955

- Project Director Integrated Ticketing System: **Jeffrey Young** 416-869-4600 extension 5162
- Director RUS Solutions: **Bob Stephens** 416-235-5209
- Director Highways & Economics Solutions: **Howard Bertrand** 905-704-2488
- Director, Service Management: **Dani Danyluk** 905-704-2834
- Director, Strategy & Resource Planning: **Vacant**

ADM Road User Safety: **Robert Fleming** 416-235-4453

- Director Road User Safety Modernization Project: **Linda Dunstall** 416-235-4628
- Director Carrier Safety & Enforcement: **Peter Hurst** 905-704-2501
- Director Licensing Services: **Paul Brown** 416-235-4392
- Director Organizational Development: **Barbara Maher** 416-235-4864
- Director Service Delivery Partnerships: **Kim Lambert** 416-235-5312
- Director Safety Policy & Education: **Heidi Francis** 416-235-4050
- Director Regional Operations: **Tony Foster** 416-235-3526
- Director Program Development and Evaluation: **Paul Harbottle** 416-235-4199
- Executive Director RUS Modernization: **Predrag Maric** 416-235-4827
  - Director Strategic Communications & Change Management: **Mary Ferguson** 416-235-3912
  - IT Director RUS Modernization **Harp Ahluwalia** 416-235-6689

ADM Provincial Highways Management: **Gerry Chaput** 416-327-9044

- Regional Director Central: **Lou Politano** 416-235-5484
- Regional Director Western: **Ann Baldwin** 519-873-4333
- Regional Director Eastern: **Kathryn Moore** 613-545-4600
- Regional Director Northeastern: **Eric Doidge** 705-497-5500
- Regional Director Northwestern: **Ian Smith** 807-473-2050
- Executive Director & Chief Engineer Asset Management: **Ray Mantha** 905-704-2299
  - Director Investment Strategies: **Paul Lecoarer** 905-704-2920
  - Director Highway Standards: **Steve Cripps** 905-704-2194
  - Director Contract Management & Operations: **Steve Naylor** 905-704-2601

- Director, Windsor Border Initiatives Implementation Group: **Fausto Natarelli**  
416-326-6876

ADM Corporate Services: **Mike Goodale** 905-704-2701

- Director Strategic Human Resources: **Alan Hogan** 905-704-2688
- Director Finance: Jill Hughes 905-704-2702
- Director Facilities & Business Services: **Shelley Tapp** 905-704-2727

Director Internal Audit Services: **Nancy Lavoie** 905-704-2870

Director Legal Services: **Mary Gersht** 416-235-4406

Director Communications: **Kimberley Bates** 416-327-2117



## **LEGISLATION ADMINISTERED BY MTO**

### **Airports Act**

The *Airports Act* empowers the Ministry to acquire, establish, extend, improve, construct, operate or maintain airports to serve one or more areas in Ontario.

### **Bridges Act**

The *Bridges Act* pertains to the construction of bridges over rivers and streams that fall under the jurisdiction of the Province of Ontario.

### **Capital Investment Plan Act**

The Capital Investment Plan Act is administered by the Ministry of Finance. Part III of the Act established the Ontario Transportation Capital Corporation (OTCC) and that agency's regulation of Highway 407.

### **Dangerous Goods Transportation Act**

The *Dangerous Goods Transportation Act*, together with the federal *Transportation of Dangerous Goods Act*, promotes the safe transport of dangerous goods on Ontario's highways.

### **Highway 407 Act, 1998**

The *Highway 407 Act* designates Hwy 407 as an open access private toll-highway.

### **Highway 407 East Completion Act, 2001**

This *Highway 407 East Completion Act* pertains to the extension of Hwy 407 from its eastern limit, established under the Highway 407 Act, 1998, to Hwy 35/115.

### **Highway Memorials for Fallen Police Officers Act**

The Legislative Assembly may, by resolution, name bridges and other structures on the King's Highway in memory of police officers who have died in the line of duty.

### **Highway Traffic Act**

The *Highway Traffic Act* is the primary source of highway transportation-related legislation in Ontario.

### **Improving Customer Service for Road Users Act**

The *Improving Customer Service for Road Users Act* permits MTO to delegate responsibility for delivering any or all services relating to a "road user program" (undefined).

### **Local Roads Boards Act**

The *Local Roads Boards Act* provides for the creation of boards to manage local roads within territories without municipal organization.

### **Metrolinx Act**

The *Metrolinx Act* establishes Metrolinx, as a Crown agency whose objectives include the planning, financing and development of a multi-modal transportation network.

### **Ministry of Transportation Act**

The *Ministry of transportation Act* establishes the Ministry of Transportation and authorizes the Minister of Transportation to have charge over the Ministry.

**Motorized Snow Vehicles Act**

The *Motorized Snow Vehicles Act* regulates the operation of motorized snow vehicles.

**Off Road Vehicles Act**

The *Off-Road Vehicles Act* regulates and controls off-road vehicles being operated in respect of off-highway use and the drivers thereof.

**Ontario Highway Transport Board Act**

The *Ontario Highway Transport Board Act* governs the Ontario Highway Transport Board. The Board oversees the intercity bus industry and issues licences required under the *Public Vehicles Act*.

**Ontario Transportation Development Corporation Act**

The *Ontario Transportation Development Corporation Act* continues with share capital known as the Ontario Development Corporation for certain transit facilitation purposes.

**Photo Card Act, 2008**

The *Photo Card Act, 2008* authorizes the issuance of three kinds of voluntary photo cards to individuals: basic, enhanced and combined.

**Public Service Works on Highways Act**

The *Public Service Works Act* affects construction services. It governs requests from a road authority (i.e. city, township, region, MTO) for the relocation of public service works (e.g. pipes, telephone and hydro lines) on a highway's right-of-way.

**Public Transportation and Highway Improvement Act (PTHIA)**

The *Public Transportation and Highway Improvement Act* concerns the Ministry's obligation to maintain and repair provincial highways and provides authority to enter agreements to construct provincial highways and bridges.

**Public Vehicles Act**

The *Public Vehicles Act*, together with the *Ontario Highway Transport Board Act*, regulates the intercity bus industry (including via charter, car pool and school bus).

**Railways Act**

The *Railways Act* governs railways that are largely superseded by the *Shortline Railways Act, 1995*.

**Shortline Railways Act**

The *Shortline Railways Act* regulates the establishment of short-line railways, railways that operate exclusively within the province, and the adoption of safety standards.

**Toll Bridges Act**

The *Toll Bridges Act* provides the authority to designate the Burlington Bay Skyway, the Fort Frances Causeway and the Welland Canal Bridge or Tunnel or any international bridge or tunnel as a toll bridge.

**Urban Transportation Development Corporation Ltd. Act**

The *Urban Transportation Development Corporation Ltd.* was established by Letters Patent on October 10, 1974 under the *Canada Corporations Act 1980, c.72.* and is authorized to provide certain transportation related indemnities.

## AGENCIES, BOARDS AND COMMISSIONS (ABCs)

**Table 4 Agencies, Boards and Commissions**

<b>Name of Agencies Boards and Commissions</b>	<b>2011 - 12 Estimates</b>	<b>2010 - 11 Interim Actuals</b>	<b>2009 - 10 Actuals</b>
Ontario Highway Transport Board expenditures	460,000	452,154	459,629
Ontario Highway Transport Board revenue	65,000	64,504	92,503
METROLINX, operating subsidy	114,184,000	82,658,000	68,426,512
METROLINX, capital subsidy	1,957,180,700	1,353,826,000	1,127,217,000

### **Ontario Highway Transport Board:**

The board is a quasi-judicial agency responsible for controlling market entry for the public vehicle (or intercity bus) industry. Specifically, it is responsible for all economic regulatory matters pertaining to the intercity bus industry, ranging from consideration of applications for public vehicle services on the basis on public need, to issuing licences, to settling disputes between carriers and imposing penalties. Hearings may be requested by a person whose operations, licence or transportation service is the subject of a proceeding or by any interested person who applies to, and is specified by the board to be a party. The board has the authority to impose all costs associated with a hearing on the parties, based on user-pay.

### **Metrolinx:**

The Corporation provides leadership in the development of an integrated, multi-modal transportation plan. The transportation plan will conform with transportation policies of growth plans prepared and approved under the Places to Grow Act, 2005 and comply with other provincial transportation policies and plans applicable to the regional transportation area. The Corporation also acts on behalf of municipalities as a central procurement agency for the procurement of local transit system vehicles, equipment, technologies and related supplies and services on behalf of Ontario municipalities. The corporation is also responsible for the operation of the GO Transit system and the provision of other transit-related services.

## MINISTRY FINANCIAL INFORMATION

Ontario's transportation network is essential to Ontario's economic recovery and growth. Our economic competitiveness relies on the safe, efficient movement of people and goods throughout our province and across our borders. Strategic investments in highways, roads, public transit, bridges and border crossings create jobs and provide infrastructure to attract new investment and keep our economy strong.

The Ministry of Transportation is committed to increasing transit ridership by working with our partners to make transit a convenient and accessible option for commuters. The Ministry is also working to advance an integrated multimodal transportation network.

Ontario is a leader in road safety and is among the safest jurisdictions in North America thanks to its promotion of road safety through education, legislation, regulation and enforcement. The Ministry maintains Ontario's highway, bridge and border infrastructure through strategic investments and the integration of sustainability in programs, policies and operations.

**Table 5 Ministry Planned Expenditures for 2011 - 12**

Operating Expense	1,417,815,914
Capital Expense	922,524,800
Operating Assets	5,000
Capital Assets	2,137,375,100

Note: Operating and Capital includes consolidations and other adjustments.

**Table 6 Ministry Operating and Capital Financial Information**

<b>Votes and Programs</b>	<b>Estimates 2011-12 \$</b>	<b>Change from Estimates 2010-11 \$</b>	<b>%</b>	<b>Estimates 2010-11 \$</b>	<b>Interim Actuals 2010-11 \$</b>	<b>Actuals 2009-10 \$</b>
<b>OPERATING AND CAPITAL EXPENSE</b>						
Ministry Administration	40,289,300	(5,229,000)	(11.5)	45,518,300	41,818,800	40,194,097
Policy and Planning	2,501,260,900	695,122,800	38.5	1,806,138,100	1,863,607,400	1,707,032,480
Road User Safety	95,659,700	(9,881,500)	(9.4)	105,541,200	103,979,600	101,929,294
Provincial Highways Management	426,772,900	(62,202,200)	(12.7)	488,975,100	462,732,900	490,838,076
Labour and Transportation Cluster	69,624,300	(1,660,700)	(2.3)	71,285,000	71,556,200	71,538,006
<b>Total Operating and Capital Expense to be Voted</b>	<b>3,133,607,100</b>	<b>616,149,400</b>	<b>24.5</b>	<b>2,517,457,700</b>	<b>2,543,694,900</b>	<b>2,411,531,953</b>
Statutory Appropriations	561,474,814	46,603,500	9.1	514,871,314	509,168,519	457,124,437
<b>Ministry Total Operating and Capital Expense</b>	<b>3,695,081,914</b>	<b>662,752,900</b>	<b>21.9</b>	<b>3,032,329,014</b>	<b>3,052,863,419</b>	<b>2,868,656,390</b>
Consolidation & Other Adjustments	(1,354,741,200)	(612,554,100)		(742,187,100)	(812,439,500)	(585,934,513)
<b>Total Including Consolidation &amp; Other Adjustments</b>	<b>2,340,340,714</b>	<b>50,198,800</b>	<b>2.2</b>	<b>2,290,141,914</b>	<b>2,240,423,919</b>	<b>2,282,721,877</b>
<b>Assets</b>						
Ministry Administration	7,437,000	3,436,000	85.9	4,001,000	8,990,000	9,672,850
Policy and Planning	1,000	-	-	1,000	-	-
Road User Safety	5,450,500	410,700	8.1	5,039,800	3,978,600	-
Provincial Highways Management	2,124,490,600	(89,242,600)	(4.0)	2,213,733,200	2,052,361,300	1,727,515,267
Labour and Transportation Cluster	1,000	-	-	1,000	-	-
<b>Total Operating and Capital Assets to be Voted</b>	<b>2,137,380,100</b>	<b>(85,395,900)</b>	<b>(3.8)</b>	<b>2,222,776,000</b>	<b>2,065,329,900</b>	<b>1,737,188,117</b>
<b>Total Assets</b>	<b>2,137,380,100</b>	<b>(85,395,900)</b>	<b>(3.8)</b>	<b>2,222,776,000</b>	<b>2,065,329,900</b>	<b>1,737,188,117</b>

**Note:**

Estimates for the previous fiscal year are re-stated to reflect any changes in ministry organization and/or program structure. Interim actuals reflect the numbers presented in the 2011 Ontario Budget.

Commencing in 2009 - 10, the Province's minor tangible capital assets are capitalized on a prospective basis. Direct comparison between 2011 - 12, 2010 - 11, and 2009 - 10 may not be meaningful.

## **APPENDIX: ANNUAL REPORT 2010 - 11**

Our transportation network is essential to Ontario's economic recovery and growth. Ontario's export-driven economy relies on this system to move goods and people efficiently to remain competitive. Strategic investments in roads, transit, bridges and borders create jobs and the infrastructure necessary to attract new investment and strengthen our economy. This ensures that Ontarians across the province benefit from a safe, efficient and leading-edge transportation system in a cost-effective manner. The Ministry of Transportation (MTO) strives to be a world leader in moving people and goods safely, efficiently and sustainably, to support a globally competitive economy and a high quality of life. In fulfilling this vision, the Ministry supported the delivery of key Ontario government priorities of a Stronger Ontario, a Greener Ontario, and a Better Ontario for Families. MTO focused its efforts in five priority areas to advance on these key government priorities:

- Increase transit ridership,
- Promote a multimodal transportation network to support the efficient movement of people and goods,
- Promote road safety in order to remain among the safest jurisdictions in North America,
- Improve Ontario's highway, bridge and border infrastructure, and
- Integrate sustainability into the Ministry's decision-making, programs, policies and operations.

## MINISTRY'S ACHIEVEMENTS

### Increase transit ridership:

#### ***Providing More and Better Public Transit***

- Continued to administer the long-term, sustainable Dedicated Gas Tax Funds for Public Transportation (Gas Tax) Program. Since 2004, the government has committed over \$1.6 billion in gas tax funding to Ontario municipalities to improve and expand public transit.
- Updated the Transit Supportive Guidelines, with municipalities, transit operators, developers and land use and transportation planners. This document will provide a comprehensive set of guidelines with the most current advice on urban and transportation planning, transit improvement and urban design, to provide strategies for integrated land use and transit planning, and in particular, to increase transit ridership. The guidelines are expected to be released by summer 2011.
- Metrolinx's Transit Procurement Initiative (TPI) has resulted in the coordinated purchase of more than 400 buses on behalf of Ontario municipalities since 2007:
  - By acting as the central procurement agency, Metrolinx has also helped municipalities realize significant savings in bus unit costs.
- PRESTO:
  - As of March 2011 a total of over 36,000 cards have been issued, and the system has been rolled out on Oakville and Burlington Transit and six of seven GO rail lines, and
  - PRESTO is also operational at twelve Toronto Transit Commission stations and three MiWay routes.
- Regional Transportation Plan projects:
  - The York Viva bus rapid transit project is under construction,
  - The contract was awarded for tunnel boring machines and preparation work is progressing as planned on the Eglinton-Scarborough Light Rail Transit project, and
  - Metrolinx has completed a contract to procure Light Rail Vehicles from Bombardier for its regional rapid transit projects in Toronto.
- Secured funding for Municipal Transit Projects outside of the Greater Toronto and Hamilton Area:
  - Secured up to \$600 million in funding for the Ottawa Light Rail Transit project and up to \$300 million for rapid transit in the Region of Waterloo.
- Completed transit-related studies:
  - Mobility hub guidelines that further define the future of regional transit for the Greater Toronto and Hamilton Area (GTHA) were approved by the Metrolinx Board in February 2011, and
  - Metrolinx released an urban freight study for the GTHA in February 2011.

### ***Improving GO Transit Service***

- On time performance of the GO Transit system continued to improve, achieving over the last 12 months an overall rail on-time rate of 94.3% and overall bus at 98.9%:
  - GO Transit ridership was more than 57 million for fiscal 2010 - 11, with more than 1 million new rides over the previous year,
  - A GO Passenger Charter was launched in November 2010, setting out five commitments to GO customers,
  - Implemented a more customer friendly means of addressing fare and parking infractions,
  - Metrolinx continued to build and deliver GO infrastructure projects and opened two community offices on the Georgetown corridor at Strachan and Weston,
  - Metrolinx purchased 50 new bi-levels from Bombardier in March 2011,
  - Metrolinx moved forward with its plan to establish an integrated GO Transit control centre,
  - With the acquisition of their newest CN railway corridor, on March 31, 2011 Metrolinx will own 61% of the railway corridors over which GO currently operates, an enviable strategic position within the North American commuter rail industry,
  - Metrolinx released a landmark study dealing with electrification of its rail corridors and secured approval for an Environmental Assessment for electrification of the Air Rail Link, and
  - Moving forward with plans to extend GO rail service to Kitchener-Waterloo.
- Implement the Air Rail Link:
  - Metrolinx took responsibility for delivering a premium service to the airport in time for the Pan-Am Games, and
  - A contract to procure rail shuttle vehicles was completed. A request for proposal was issued for construction of the air rail link spur line and passenger station at Pearson Airport.

### **Promote a multimodal transportation network to support the efficient movement of people and goods:**

#### ***Improving the efficiency of Ontario's Multimodal Transportation System***

- In partnership with the City of Toronto and the federal government, the Province committed up to \$172 million in 2009 to support the revitalization of Union Station. Major improvements to key elements of the Station will strengthen its position as a premiere interregional, multimodal transportation hub:
  - Construction began in June 2010 and is expected to be completed by the end of 2015, and
  - The Ministry continues to support the revitalization project through its membership, along with Metrolinx and the City of Toronto, on the Union Station Intergovernmental Committee.
- Completed and released the draft Transportation Development Strategy for the Niagara to Greater Toronto Area (GTA) Corridor and GTA West Corridor Planning and Environmental Assessment Studies.



- Led the research on future traveller demand including active transportation to plan and support alternative transportation modes.
- Continued to support Ontario's four-phase Vehicle Weight and Dimension Reform Project. These reforms are causing a gradual 25 year transition to heavy trucks and buses identified as Safe, Productive and Infrastructure-Friendly (SPIF). The transition is approximately 40% complete and is expected to significantly reduce infrastructure wear and heavy vehicle collisions while maintaining or improving trucking productivity including harmonization with Quebec and other trading partners.
- Successfully launched the Long Combination Vehicle (LCV) program, which reduces fuel consumption and greenhouse gas emissions while increasing trucking productivity and industry competitiveness.
- Participated on the National Intercity Bus Services Task Force to review the future of intercity bus services in Canada. The final report was released in November 2010.
- Supported coordination with New York State through a permanent committee to oversee implementation of the Bi-national Transportation Strategy for the Niagara Frontier, which addresses transportation needs of the four crossings in Niagara.

### **Promote road safety in order to remain among the safest jurisdictions in North America:**

#### ***Promoting safer roads through legislation and regulation***

- Bill 118, the *Countering Distracted Driving and Promoting Green Transportation Act*, came into force on October 26, 2009 and is one of the most stringent pieces of distracted driving legislation in North America. The law makes it illegal to talk, type, dial, or send e-mail or text messages while driving. It also prohibits drivers from viewing display screens not related to the driving task. In the first full year of ticketing ending January 31, 2011, police across the province laid 49,771 charges under the distracted driving provisions of the Highway Traffic Act between (approximately 136 tickets issued per day).
- Implemented measures from Bill 126 – *The Road Safety Act, 2009* – which enacted tougher drinking and driving countermeasures for drivers 21 years of age and under, increased sanctions for violating graduated licensing conditions, new impoundment programs for those who drive while impaired or suspended or without a required ignition interlock device, and increased fines for serious traffic offences such as careless driving.
- Implemented the Reduced Suspension with Ignition Interlock Conduct Review Program, which was first introduced as a road safety measure in Bill 203, *The Safer Roads for a Safer Ontario Act, 2007*. Effective August 3, 2010, the program allows certain convicted impaired driving offenders to reduce their licence suspensions in return for meeting specific requirements, such as the installation of an ignition interlock device.

- Continuing enforcement of the drinking and driving "warn range" for drivers caught with a blood alcohol concentration of 0.05 to 0.08, introduced in May 2009. As of February 15, 2011, there have been 30,106 Warn Range Blood Alcohol Concentration (BAC) Suspensions issued since May 1, 2009. Of these, 1,009 are repeat offenders:
  - 964 second time (7- day suspension),
  - 43 third time (30 - day suspension), and
  - 2 fourth time (30 - day suspension).
- As of March 31, 2011, MTO Enforcement Officers have conducted more than 15,000 speed limiter inspections and have laid over 2,000 charges, under Bill 41, *Highway Traffic Amendments Act 2008 (Mandatory speed-limiting systems for large trucks)*.

### ***Ensuring safety and security on our roads***

- Ontario doubled funding to RIDE activities to \$2.4 million in 2008, 2009 and again in 2010. The province had the lowest impaired driving offence rates in Canada in 2009 – 47 per cent lower than the national average.
- Ontario's mandatory medical reporting program remains one of the most stringent in North America. Approximately 200,000 medical reports are processed annually.
- Ontario continues to protect vulnerable road users. On January 1, 2010, the Ministry increased the fine for running a red light – a practice that puts pedestrians and cyclists at risk. The fine range is now \$200 to \$1,000, up from a range of \$150 to \$500.

### ***Working closely with our road safety partners to enhance safety***

- During the summer of 2010, MTO worked with enforcement, corporate, non-profit and government agency partners to develop and deliver a multi-channel marketing campaign to promote the new Zero Blood Alcohol Concentration for Drivers 21 & Under law.
- The Ministry's Regional Planners work with over 150 community groups across the province to raise awareness of distracted driving through local initiatives.
- MTO annually conducts over 8,600 senior driver Group Education Sessions, 15,000 demerit point interviews and 100,000 truck inspections.
- Continued promotion of "iDRIVE ROAD STORIES," an innovative youth road safety program that raises awareness among young drivers about the risks and consequences of bad driving habits. In 2010, iDRIVE won both international and regional Public Affairs and Consumer Education Awards for Partnership from the American Association of Motor Vehicle Administrators.
- The Ministry invested over \$4 million in firms developing technology to control drinking and driving activities.

### ***Carrier safety and enforcement***

- Each year, MTO conducts approximately 100,000 commercial driver and vehicle inspections, six province-wide truck safety blitzes and 250 regional truck safety blitzes.
- During RoadCheck 2010 (a three-day random blitz benchmarking truck safety in Canada, the US and Mexico), Ontario's compliance rate was 78 per cent, which is a significant improvement from 1995 when the compliance rate was 56.7 per cent.
- Each year, about 2,500 carriers receive a warning letter, interview, audit or operating suspension due to poor road performance. Approximately 80 per cent of those carriers improve their safety performance following an intervention.

### **Improve Ontario's highway, bridge and border infrastructure:**

#### ***Expanding Ontario's highways and keeping them efficient and well maintained***

- In total, MTO invested over \$2.7 billion in 2010 - 11 on design, engineering, property, construction and rehabilitation to repair and expand highways, roads and bridges across Ontario. This includes over \$1.7 billion for highway and bridge construction and rehabilitation in 2010-11.
- Overall, the rehabilitation of over 1,683 centreline kilometres of provincial highways and 102 bridges were completed in 2010 - 11. In addition, 221 lane-kilometres of new/widened highway and 24 new bridges were completed.
- In November 2010, 16 kilometres of new High-Occupancy Vehicle (HOV) lanes were opened on the QEW between Trafalgar Road in Oakville and Guelph Line in Burlington – the longest stretch in the Greater Toronto Area. The HOV lanes on provincial highways are designed to ease traffic congestion by moving more people in fewer vehicles.

<b>Southern Ontario</b>	<b>2009 - 10</b>	<b>2010 - 11</b>
Pavement Rehabilitation (Centreline Km)	313	800
Bridge Rehabilitation / Reconstruction	54	71
New Highway (lane km)	80	90
New Bridges Built	16	4

<b>Northern Ontario</b>	<b>2009 - 10</b>	<b>2010 - 11</b>
Pavement Rehabilitation (Centreline Km)	347	883
Bridge Rehabilitation / Reconstruction	27	31
New Highway (lane km)	95	131
New Bridges Built	24	20

- In 2011 - 12 the Ministry will continue to implement an asset management business framework to provide a structured basis for Ministry capital investment decisions. This framework includes the development of new performance measures and strategies to preserve the value, safety and condition of roads and bridges.
- The Province publishes multi-year plans on highway improvements to inform the public and help the construction industry plan for future work. For more information, visit [Publications](#).
- Some major accomplishments related to provincial highway construction in 2010 - 11 include:

#### **East**

- Completion of the widening and rehabilitation of the Scugog River Bridge on Highway 7, Lindsay,
- Completion of two to five lane widening of Highway 7 from Highway 28 to Drummond Line, Peterborough,
- Completion of resurfacing of Highway 62 and bridge replacement from Cleveland Road to Hastings Road 620 in Ormsby for 17.4 km, and
- Completion of the two to four lane widening of Highway A7 from Jinkinson Road to McNeely Avenue for 16 km, Carleton Place.

#### **West**

- Completion of road reconstruction work, passing lanes, and bridge replacements on Highway 6 from Arthur to Mount Forest for 12.5 km,
- Completion of road resurfacing, intersection improvements and a truck climbing lane from Goderich to Clinton for 16.8 km, and
- Completion of Phase 4 of the Highway 401 Windsor to Tilbury expansion from Highway 3 to Manning Road for 8.3 km.

#### **Central**

- Opening of 16 km of new HOV lanes on the QEW from Oakville to Burlington,
- Completion of a new bridge and interchange on the Highway 406 at Merritt Road, Welland,
- Completion of road reconstruction of Highway 427 (northbound express lanes) from the QEW to Highway 401 including the rehabilitation of 10 bridges, and
- Completion of road resurfacing for Highway 400 from Highway 93 to Forbes Road, southbound for 10 km, including the replacement of a CPR overhead bridge.

#### **Northeastern Ontario**

- Completion of the resurfacing of Highway 655 for 10 km, north of Highway 101, Timmins,
- Completion of the road reconstruction of Highway 6 for 23 km north of Highway 542, south of Little Current,
- Completion of 29 km of road resurfacing on Highway 17, north of Highway 556, north of Heyden, and

- Completion of the Opasatika River Bridge replacements, west of Val Rita.

### **Northwestern Ontario**

- Completion of road resurfacing including the construction of passing lanes on Highway 11/17 for 13 km, from Kakabeka Falls easterly to Vibert Road,
- Completion of the replacement of the Chukini River Bridge on Highway 105, north of Ear Falls,
- Completion of 49 km of road resurfacing of Highway 11, from Nipigon northerly, and
- Completion of road resurfacing on Highways 105 southerly from Red Lake and all of Highway 125 for a total of 31 km.

### ***Improving traffic flow at the Windsor Detroit border***

- Substantial completion of initial construction for The Windsor-Essex Parkway including construction of two bridges and installation of a 2 km noise barrier in the area of North Talbot Road to Howard Avenue.
- Completion of improvements to the Windsor-Detroit Truck Ferry including shoreline protection, updates to docking facilities, and improvements to the entrance and marshalling yard.
- Completion of improvements to Essex Country Road 22 from Lakeshore Boulevard to Patillo Road including widening to four lanes and improvements to the Pike Creek Bridge.
- Completion of the Environmental Assessment and Master Plan for the Windsor-Detroit Tunnel Canadian Plaza.

### ***Improving Ontario's bridge infrastructure***

- Accelerated Bridge Construction can replace bridges in under 24 hours compared to two to three years using conventional construction methods. To date, three rapid bridge replacements have been completed on provincial freeways – one on Highway 403 in Hamilton and two on Highway 417 in Ottawa (at Island Park and Clyde Avenue).
- To date, seven bridges have been replaced for Local Road Boards in remote Northern areas at about one tenth of the cost of a conventional bridge and installed within one or two days.
- Implemented a Solar Powered Cathodic Protection system for the Warden Street bridge along hwy 401 in Toronto (uses solar power to cathodically protect steel reinforcements on bridge decks).
- The Intelligent Transportation Systems (ITS) program is delivering improvements to international gateways and border crossing, including Windsor Gateway.

### ***Eight New Highway Service Centres Open in 2010 - 11 to Serve Travellers Better***

- The rehabilitation of 20 of 23 highway service centre sites is being phased in over three years and will be completed by 2012 - 13.
- Eight new centres along Highway 401 were opened in 2010/11:
  - Tilbury South (eastbound), between Windsor and Chatham Kent,
  - Tilbury North (westbound), between Chatham Kent and Windsor,
  - West Lorne (westbound), between London and Chatham Kent,
  - Dutton (eastbound), between Chatham Kent and London,
  - Bainsville (westbound), near the Quebec/Ontario border,
  - Trenton North (westbound), between Trenton and Cobourg,
  - Trenton South – Highway 401 eastbound,
  - Morrisburg (eastbound), between Prescott and Cornwall, and
  - Trenton South (eastbound) between Port Hope and Odessa.
- Six more sites will be fully operational by July 31, 2011 and the rest will open in phases by January 2013.
- Work has started or is nearing completion on the redevelopment of highway service centres on Highways 400 and 401 at the following sites:
  - Ingleside – Highway 401 westbound,
  - Mallorytown North – Highway 401 westbound,
  - Napanee – Highway 401 westbound,
  - Mallorytown South – Highway 401 eastbound,
  - Woodstock – Highway 401 eastbound,
  - Port Hope – Highway 401 eastbound,
  - Odessa – Highway 401 eastbound, and
  - Barrie – Highway 400 northbound.
- The newly modernized centres will showcase Ontario's hospitality and attractions, and provide a safe place for travellers to rest, eat and refuel, 24 hours a day, seven days a week, year round. Maps and other information about this program can be found at the following website: [Ontario Highway Service Centres](#)

### **Integrate sustainability into the Ministry's decision-making, programs, policies and operations:**

#### ***Protecting the Environment***

- Developed a standardized method to address air quality and climate change concerns in highway planning and construction. Continuing to work with the federal and provincial regulatory agencies to accept the methodology as a protocol.
- Conducted a full review of MTO's Class Environmental Assessment (EA) for Provincial Transportation Facilities with amendments recommended to the Class Environmental Assessment. Development of Class EA Practitioner's Guide and Class EA Monitoring Program are underway to support the updated Class EA.

- MTO's Air Quality Guide is in final draft and is obtaining final internal approvals. Ministry of the Environment endorsement and Environment Bill of Rights posting to follow.
- Completed erosion and sediment control benchmarking and best management practices. An Environmental Issues Committee has been established to determine next steps in terms of standards and specifications.
- Created an Endangered Species Database and conducted training for all MTO regions.
- Updated the Environmental Protection Requirements legislative database and posted on EnviroSource.
- Consultant assignments underway to develop common fisheries specifications, a monitoring program for wildlife mitigation measures in north-eastern region and an analysis of acoustic noise models in partnership with Ministry of Environment.
- Successful coordination with Environmental Commissioner of Ontario requirements: three annual reports, updates to the Statement of Environmental Values, completion of Environment Bill of Rights awareness training, and response to an Application for Review.
- MTO won the ECO Recognition Award in 2010 for building Canada's first all-renewable energy airport in Northern Ontario.

### ***Promoting Sustainable Transportation***

- Continued investment in hybrid and plug-in electric fleet vehicles, and the ongoing management of an Electric Vehicle Incentive Program that provides Ontarians with incentives to adopt environmentally friendly plug-in electric vehicles.
- Completed High-Occupancy Vehicle (HOV) lane planning and construction including the Queen Elizabeth Way (QEW) between Trafalgar Road in Oakville to Guelph Line in Burlington (16 km).
- Introduced "Green" vehicle license plates that allow drivers to use HOV (carpool) lanes and access public charging facilities and parking at Ontario government and GO Transit lots.
- Completed the review and update of the Transit Supportive Guidelines in consultation with agency and municipal stakeholders.

### **Additional Ministry Achievements:**

#### ***Enhancing employee engagement and diversity***

- Launched the Ministry's Strategic Diversity Framework and Action Plan; hired the first Diversity Coordinator to support the achievement of an inclusive and diverse workforce.

- Released MTO 7<sup>th</sup> annual Accessibility Plan to the public as prescribed under the Ontarians with Disabilities Act, 2001.
- Launched the Leadership Excellence Program, a program aimed at supporting the development of leadership competencies for both new and existing managers.

### ***Providing financial leadership***

- Delivered key Ministry initiatives within budget and achieved government expenditure reduction targets.
- The Ministry reported a 98.6% competitive procurement rate with 214 assignments initiated on the 2009 - 2010 Consulting Services Report; and 96.9% competitive rate for contracts above Ontario's Trade Agreement thresholds awarded in 2009-2010 as identified on the Agreement on Internal Trade report.

### ***Establishing the Ministry as the Ontario Public Service Fleet Centre of Excellence***

- The Ontario Public Service (OPS) Fleet Management Centre continued to develop and put industry best practices in place while providing consistently high levels of customer service to the OPS, including the implementation of eleven vehicle pools, which reduces transportation spending and ensures appropriate transportation is available for government business.
- Continued the uptake of hybrid and alternate fuel vehicles in executive and general ministry fleets to promote energy savings and reduce emissions. As of March 31, 2011, there are more than one thousand hybrid vehicles in the OPS Fleet.

### ***Service and Support***

- Achieved a 90% level of compliance with 30-day response standard under the Freedom of Information and Protection of Privacy Act.
- Coordinated the provincial transportation planning for the G8 and G20 Summit conferences in Huntsville and Toronto that occurred June 2010.

### ***Information Technology***

- Successfully implemented Photo Comparison Technology (PCT) on September 26, 2010. PCT is a fraud prevention and risk mitigation measure that improves the integrity of the driver's licence issuance process, the credibility of MTO and road safety. PCT's innovative technology automates photo image matching, allowing MTO to identify suspicious activity prior to card issuance and to cancel driver's licences and enhanced driver's licences (EDL) immediately. MTO's work on PCT was recognized at Government Technology Exhibition Conference (GTEC) 2010 and awarded a gold medal.
- Implemented application enhancements to the Bridge Management System as a result of provincial audit recommendations regarding management of provincial highway structures.



## Ministry Interim Actual Expenditures 2010-11

Table 7 2010 - 11 Ministry Interim Actual Expenditures as presented in the Ontario Budget

Operating	\$1,371 million
Capital	\$869 million
Staff Strength as of March 31, 2011	3,624

Note: Interim Actuals represent the number in the 2011 Ontario Budget.