

## Epidemiologic Summary

# COVID-19 in Ontario: January 15, 2020 to April 22, 2020

This report includes the most current information available from the integrated Public Health Information System (iPHIS) as of **4 p.m. April 22, 2020** and from the Toronto Public Health Coronavirus Rapid Entry System (CORES) as of **2 p.m. April 22, 2020**.

## Purpose

- This daily report provides an epidemiologic summary of COVID-19 activity in Ontario to date.

## Highlights

- There are 12,879 confirmed cases of COVID-19 in Ontario reported to date in iPHIS. This represents an increase of 634 confirmed cases from the previous report.
  - 42.0% of cases are male, 57.0% are female.
  - 44.5% of cases are 60 years of age and older.
  - Greater Toronto Area public health units account for 59.6% of cases.
  - 11.7% of cases were hospitalized.
- 713 deaths have been reported (please note there may be a reporting delay for deaths in iPHIS). This is an increase of 54 deaths from the previous report.
- 135 outbreaks have been reported in long-term care homes. This is an increase of 10 outbreaks from the previous report.
- 358 deaths have been reported among residents/patients in long-term care homes. This is an increase of 63 deaths from the previous report.

## Case Characteristics

**Table 1. Summary of cases of COVID-19: Ontario, January 15, 2020 to April 22, 2020**

	Number	Percentage
Number of cases <sup>1</sup>	12,879	N/A
Change from previous report	634	5.2% increase
Gender: Male	5,408	42.0
Gender: Female	7,342	57.0
Ages: 19 and under	284	2.2
Ages: 20-39	2,914	22.6
Ages: 40-59	3,945	30.6
Ages: 60-79	2,909	22.6
Ages: 80 and over	2,816	21.9
Number of cases in health care workers	1,626	12.6

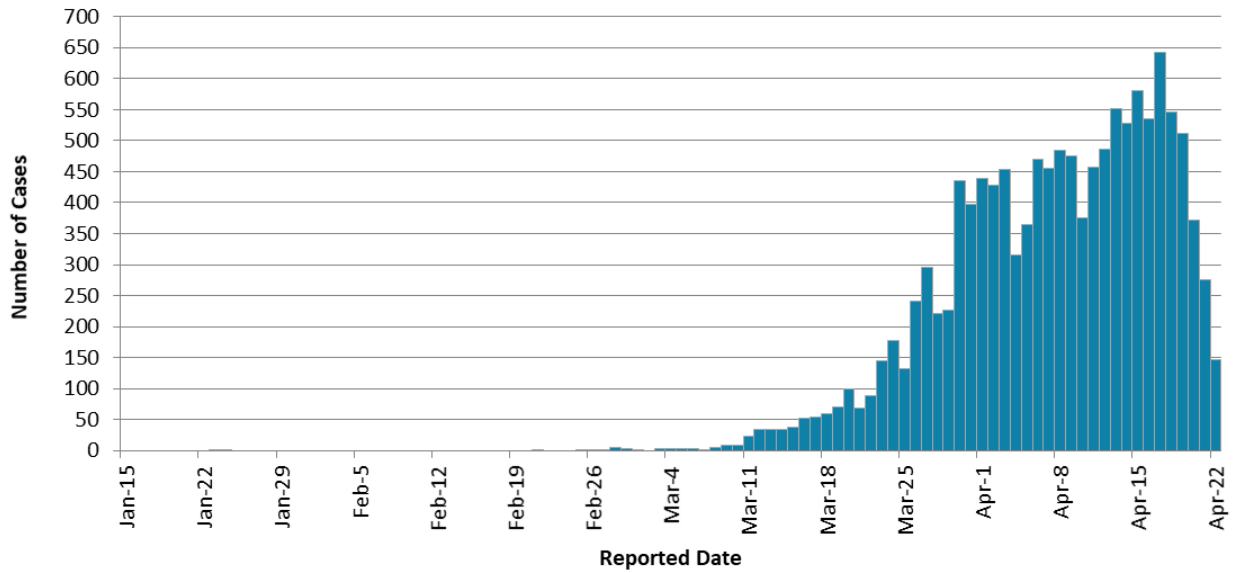
<sup>1</sup> Cases and rates by public health unit are provided in [Appendix A](#).

**Note:** 129 cases did not specify male or female. Eleven cases had an unknown age.

**Data Source:** integrated Public Health Information System (iPHIS) database, Coronavirus Rapid Entry System (CORES) database.

# Time

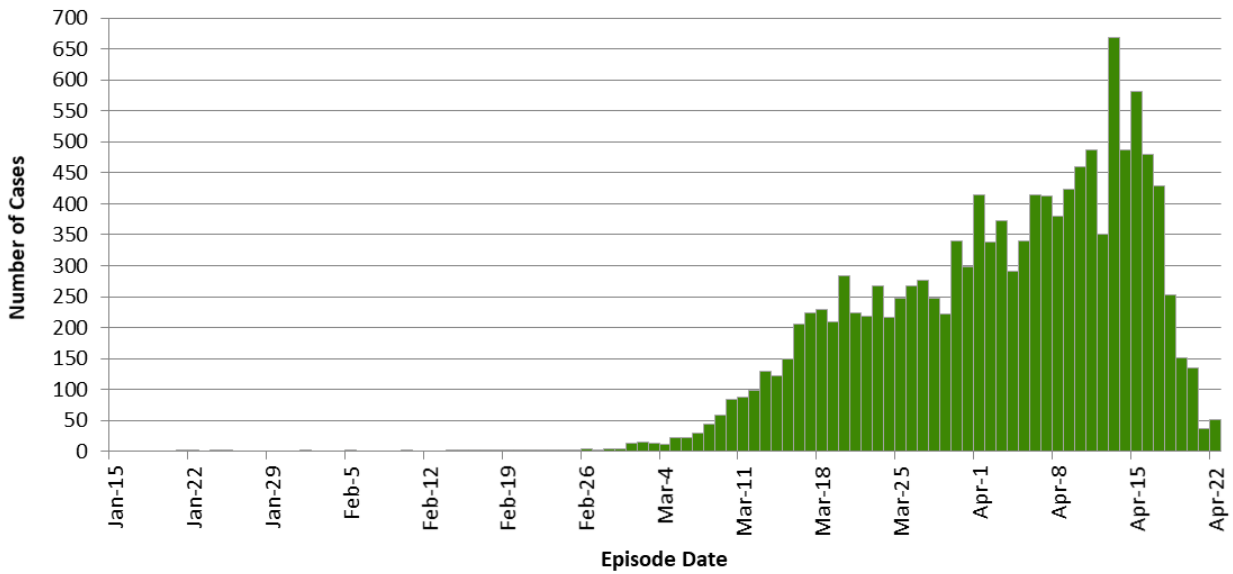
**Figure 1. Confirmed cases (n=12,879) of COVID-19 by reported date: Ontario, January 15, 2020 to April 22, 2020<sup>1</sup>**



<sup>1</sup> Interpret case counts for the most recent days (approximately 3 days) with caution due to reporting lags.

**Data Source:** integrated Public Health Information System (iPHIS) database, Coronavirus Rapid Entry System (CORES) database.

**Figure 2. Confirmed cases (n=12,879) of COVID-19 by an approximation of symptom onset date<sup>1</sup>: Ontario, January 15, 2020 to April 22, 2020<sup>2</sup>**

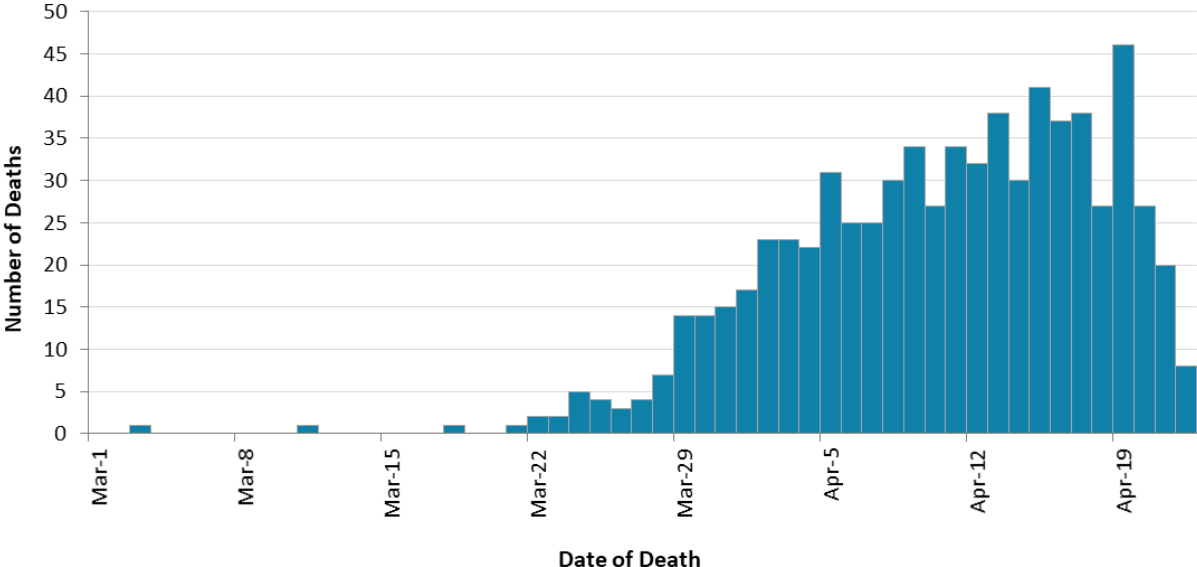


<sup>1</sup> This date, referred to as episode date, is intended to approximate symptom onset date. It is calculated based on either the date of symptom onset, specimen collection/test date, or the date reported to public health.

<sup>2</sup> Interpret case counts for the most recent days (approximately 14 days) with caution due to reporting lags.

**Data Source:** integrated Public Health Information System (iPHIS) database, Coronavirus Rapid Entry System (CORES) database.

**Figure 3. Confirmed deaths (n=709<sup>1</sup>) among COVID-19 cases by date of death: Ontario, January 15, 2020 to April 22, 2020<sup>2</sup>**



<sup>1</sup>This count excludes the 4 cases that did not have a date of death reported.

<sup>2</sup>Interpret case counts for the most recent days with caution due to reporting lags.

**Data Source:** integrated Public Health Information System (iPHIS) database, Coronavirus Rapid Entry System (CORES) database.

## Exposure

**Table 2. Confirmed cases (n=12,879) of COVID-19 by exposure type: Ontario, January 15, 2020 to April 22, 2020**

	Number	Percentage
Travel <sup>1</sup>	1,290	10.0
Close contact of a confirmed case	2,327	18.1
Community transmission	4,214	32.7
Information pending	5,048	39.2

<sup>1</sup>Travel within the 14 days prior to becoming ill.

**Data Source:** integrated Public Health Information System (iPHIS) database, Coronavirus Rapid Entry System (CORES) database.

## Severity

**Table 3. Confirmed cases (n=12,879) of COVID-19 by severity: Ontario, January 15, 2020 to April 22, 2020**

	Number	Percentage
Cumulative deaths reported (please note there may be a reporting delay for deaths in iPHIS)	713	5.5
Change from previous report	54	8.2% increase
Deaths reported in ages: 19 and under	0	0.0
Deaths reported in ages: 20-39	2	0.1
Deaths reported in ages: 40-59	36	0.9
Deaths reported in ages: 60-79	194	6.7
Deaths reported in ages: 80 and over	481	17.1
Cumulative intensive care <sup>1</sup>	391	3.0
Cumulative hospitalized <sup>1</sup>	1,508	11.7
Number of resolved <sup>2</sup> cases	6,680	51.9

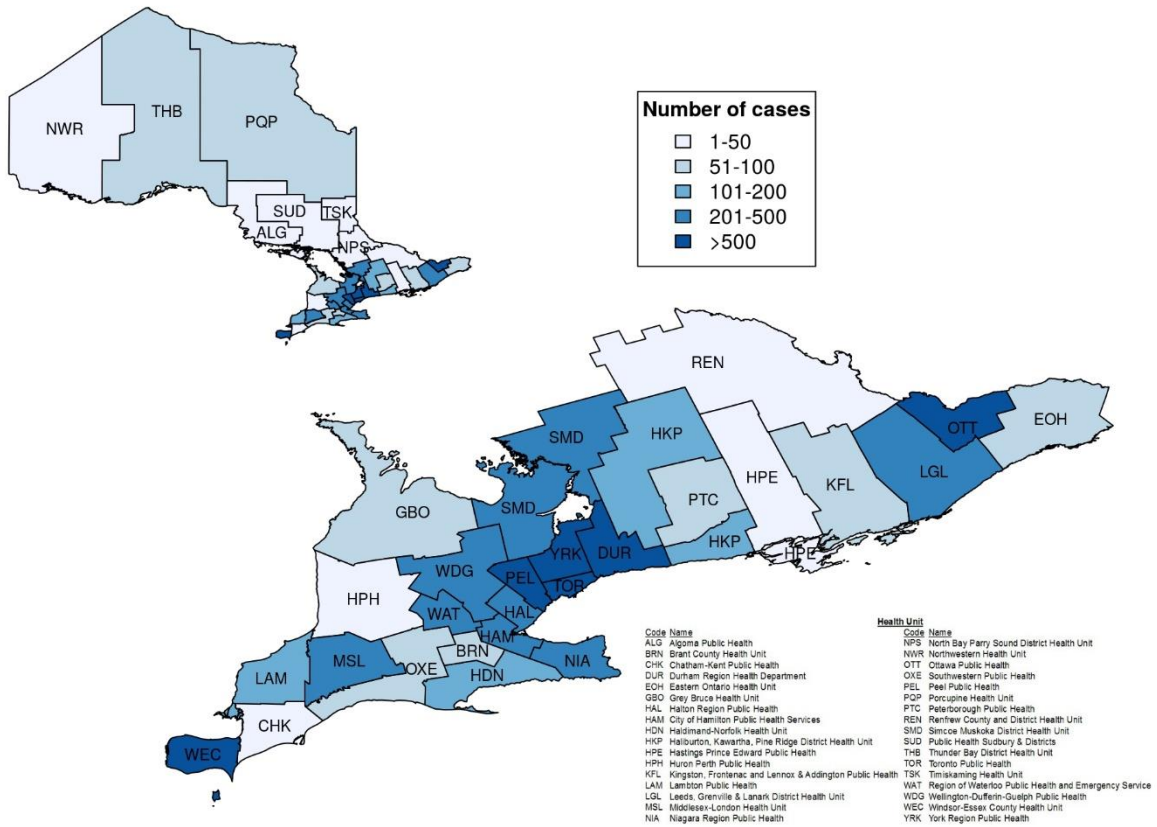
<sup>1</sup> These refer to all hospitalized or ICU admitted cases, not cases that are currently hospitalized or in ICU.

<sup>2</sup> Cases that are 14 days past symptom onset (if available) or 14 days past the episode date are classified as resolved for non-fatal cases that are not currently listed as hospitalized. Cases are also classified as resolved if the case is reported as “recovered” in iPHIS.

**Data Source:** integrated Public Health Information System (iPHIS) database, Coronavirus Rapid Entry System (CORES) database.

# Geography

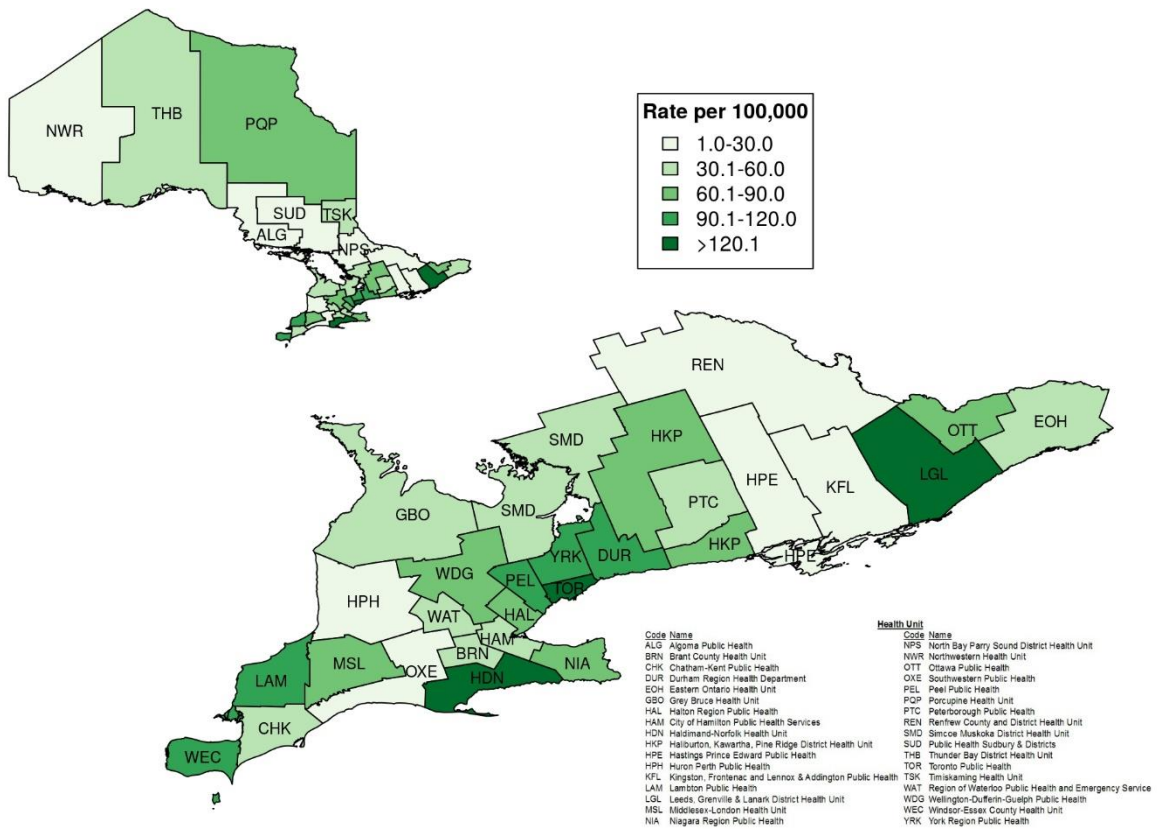
**Figure 4. Confirmed cases (n=12,879) of COVID-19 by public health unit: Ontario, January 15, 2020 to April 22, 2020**



**Data Source:** integrated Public Health Information System (iPHIS) database, Coronavirus Rapid Entry System (CORES) database.



**Figure 5. Rate of confirmed cases of COVID-19 by public health unit: Ontario, January 15, 2020 to April 22, 2020**



**Data Source:** integrated Public Health Information System (iPHIS) database, Coronavirus Rapid Entry System (CORES) database.

## Outbreaks in Institutions and Public Hospitals

**Table 4. Confirmed COVID-19 outbreaks reported in long-term care homes and hospitals and total number of associated cases: Ontario, January 15, 2020 to April 22, 2020**

Indicator	Long-Term Care Homes	Hospitals
Number of confirmed COVID-19 outbreaks	135	37
Total number of cases <sup>1,2</sup> reported as part of the confirmed COVID-19 outbreaks	2,826	238
Cases reported among residents/patients	1,933	135
Cases reported among staff	889	101
Total number of deaths <sup>1,2</sup> reported as part of the confirmed COVID-19 outbreaks	359	15
Deaths reported among residents/patients	358	15
Deaths reported among staff	1	0

<sup>1</sup> Includes all outbreak-related cases and deaths reported in aggregate outbreak summary counts, regardless of whether the case was laboratory confirmed (deaths among non-laboratory confirmed cases reported here are not included in Table 3).

<sup>2</sup> May include cases and deaths other than residents/patients or staff, such as volunteers. As a result, the total number of cases and deaths may be greater than the number of cases and deaths reported in residents or staff.

**Data Source:** integrated Public Health Information System (iPHIS) database.

# Technical Notes

## Data Sources (Case Data)

- The data for this report were based on information extracted from the Ontario Ministry of Health (MOH) integrated Public Health Information System (iPHIS) database, as of **April 22, 2020 at 4 p.m.** and data extracted from the Toronto Public Health (Coronavirus Rapid Entry System) CORES, as of **April 22, 2020 at 2 p.m.**
- iPHIS and CORES are dynamic disease reporting systems, which allows ongoing updates to data previously entered. As a result, data extracted from iPHIS and CORES represent a snapshot at the time of extraction and may differ from previous or subsequent reports.
- Ontario population projection data for 2020 were sourced from Ontario Ministry of Health, IntelliHEALTH Ontario. Data were extracted on November 26, 2019.

## Data Caveats:

- The data only represent cases reported to public health and recorded in iPHIS and CORES. As a result, all counts will be subject to varying degrees of underreporting due to a variety of factors, such as disease awareness and medical care seeking behaviours, which may depend on severity of illness, clinical practice, changes in laboratory testing, and reporting behaviours.
- Lags in iPHIS and CORES data entry due to reduced holiday and weekend staffing may result in lower case counts than would otherwise be recorded.
- Only cases meeting the confirmed case classification as listed in the MOH [COVID-19 case definition](#) are included in the report counts from iPHIS or CORES.
- Case episode date is based on an estimate of the best date of disease onset. This date is calculated based on either the date of symptom onset, specimen collection/test date, or the date reported to public health.
- Orientation of case counts by geography is based on the diagnosing health unit (DHU). DHU refers to the case's public health unit of residence at the time of illness onset and not necessarily the location of exposure. Cases for which the DHU was reported as MOH (to signify a case that is not a resident of Ontario) have been excluded from the analyses.
  - GTA health units include: Durham Region Health Department, Peel Public Health, Toronto Public Health and York Region Public Health
- Exposure type is determined by examining the exposure and risk factor fields from iPHIS to determine whether a case travelled, was a contact of a case or neither. A hierarchy has been applied as follows: Travel-related > Close contact of a confirmed case > Community transmission > Information pending.
- Exposure type is determined from CORES by examining the risk factor fields from CORES to determine whether a case travelled, was a contact of a case or neither. A hierarchy has been

applied as follows: Travel-related > Close contact of a confirmed case > Community transmission > Information pending

- Deaths are determined by using the outcome field in iPHIS. Any case marked 'Fatal' is included in the deaths data. Deaths are included whether or not COVID-19 was determined to be a contributing or underlying cause of death as indicated in the iPHIS field Type of Death.
  - The date of death is determined using the outcome date field for cases marked as 'Fatal' in the outcome field.
- iPHIS cases for which the Disposition Status was reported as ENTERED IN ERROR, DOES NOT MEET DEFINITION, DUPLICATE-DO NOT USE, or any variation on these values have been excluded.
- To provide a measure of the impact of COVID-19 on long-term care homes and hospitals, the number of outbreaks and the associated cases are reported. To obtain the case and deaths data for these outbreaks, the aggregate counts recorded by public health units in the outbreak's summary counts section of iPHIS is used. This information is presented in table 4.
  - Previously only a select number of persons in institutional outbreaks would be tested for COVID-19, and there could still be circumstances where not all individuals end up being tested (e.g., the person dies before they can be tested).
  - These counts may not be updated as frequently as the information for laboratory-confirmed cases.
  - The information in the aggregate counts can not necessarily be reconciled with the laboratory-confirmed case data.

## Appendix A

**Table 1. Confirmed cases (n=12,879) of COVID-19 by public health unit: Ontario, January 15, 2020 to April 22, 2020**

Public Health Unit Name	Cases	Rate per 100,000 population
Northwestern Health Unit	15	17.1
Thunder Bay District Health Unit	59	39.3
<b>TOTAL NORTH WEST</b>	74	31.1
Algoma Public Health	12	10.5
North Bay Parry Sound District Health Unit	14	10.8
Porcupine Health Unit	53	63.5
Public Health Sudbury & Districts	47	23.6
Timiskaming Health Unit	12	36.7
<b>TOTAL NORTH EAST</b>	138	24.7
Ottawa Public Health	947	89.8
Eastern Ontario Health Unit	72	34.5
Hastings Prince Edward Public Health	37	22.0
Kingston, Frontenac and Lennox & Addington Public Health	58	27.3
Leeds, Grenville & Lanark District Health Unit	287	165.7
Renfrew County and District Health Unit	14	12.9
<b>TOTAL EASTERN</b>	1,415	73.5
Durham Region Health Department	759	106.5
Haliburton, Kawartha, Pine Ridge District Health Unit	137	72.5
Peel Public Health	1,888	117.6

Public Health Unit Name	Cases	Rate per 100,000 population
Peterborough Public Health	59	39.9
Simcoe Muskoka District Health Unit	220	36.7
York Region Public Health	1,206	98.4
<b>TOTAL CENTRAL EAST</b>	<b>4,269</b>	<b>95.3</b>
Toronto Public Health	3,821	122.5
<b>TOTAL TORONTO</b>	<b>3,821</b>	<b>122.5</b>
Chatham-Kent Public Health	37	34.8
Grey Bruce Health Unit	64	37.7
Huron Perth Public Health	37	26.5
Lambton Public Health	156	119.1
Middlesex-London Health Unit	352	69.4
Southwestern Public Health	51	24.1
Windsor-Essex County Health Unit	504	118.6
<b>TOTAL SOUTH WEST</b>	<b>1,201</b>	<b>71.0</b>
Brant County Health Unit	81	52.2
City of Hamilton Public Health Services	351	59.3
Haldimand-Norfolk Health Unit	167	146.4
Halton Region Public Health	404	65.3
Niagara Region Public Health	404	85.5
Region of Waterloo Public Health and Emergency Services	335	57.3
Wellington-Dufferin-Guelph Public Health	219	70.2
<b>TOTAL CENTRAL WEST</b>	<b>1,961</b>	<b>68.8</b>
<b>TOTAL ONTARIO</b>	<b>12,879</b>	<b>86.6</b>

## Disclaimer

This document was developed by Public Health Ontario (PHO). PHO provides scientific and technical advice to Ontario's government, public health organizations and health care providers. PHO's work is guided by the current best available evidence at the time of publication.

The application and use of this document is the responsibility of the user. PHO assumes no liability resulting from any such application or use.

This document may be reproduced without permission for non-commercial purposes only and provided that appropriate credit is given to PHO. No changes and/or modifications may be made to this document without express written permission from PHO.

## Citation

Ontario Agency for Health Protection and Promotion (Public Health Ontario). Epidemiologic summary: COVID-19 in Ontario – January 15, 2020 to April 22, 2020. Toronto, ON: Queen's Printer for Ontario; 2020.

## For Further Information

For more information, email [cd@oahpp.ca](mailto:cd@oahpp.ca).

## Public Health Ontario

Public Health Ontario is a Crown corporation dedicated to protecting and promoting the health of all Ontarians and reducing inequities in health. Public Health Ontario links public health practitioners, front-line health workers and researchers to the best scientific intelligence and knowledge from around the world.

For more information about PHO, visit [publichealthontario.ca](http://publichealthontario.ca).

